

0. SCIAMACHY Daily Report for level 0 products

[0.1 General Info](#)

[0.2 Product Quality Indicators](#)

[0.3 ADF monitoring](#)

0.1 General Info

This report contains a daily analysis on parameters extracted from SCIAMACHY level 0 data (The SCI_NL__0P product).

0.1.1 Report summary

The table below shows general characteristics of the data that are included into this report.

Item	Value
Report version	vdraft_20050403
Time of report generation	05AUG2005 11:08:52
Data source version	PFHS/5.34-N
Processing scope for products	01AUG2005 00:00:00 to 02AUG2005 00:00:00
Start time of first product within scope	31JUL2005 22:57:24
Stop time of last product within scope	02AUG2005 00:08:32
Total number of level 0 products	16
Number of level 0 products with errors	16

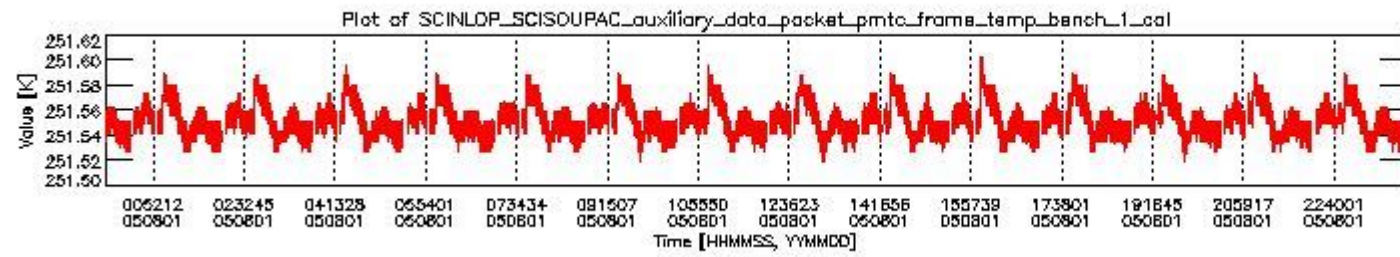
0.1.2 Summary per product

The following table shows a summary for each product used in this report.

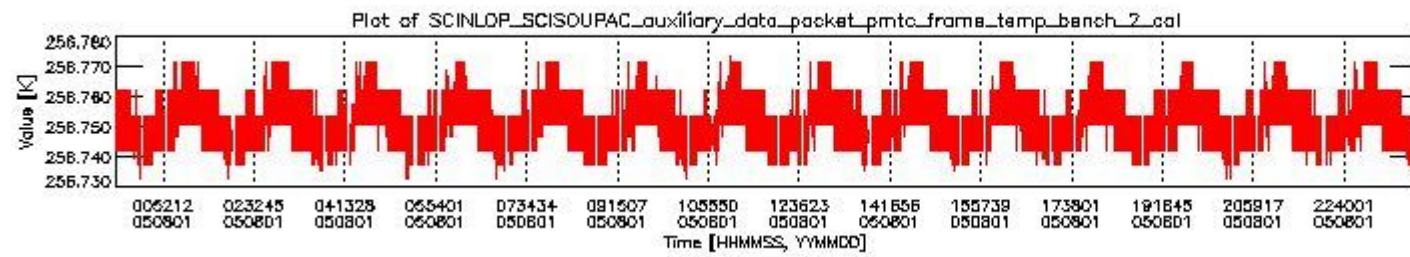
#	Product name	Start time	Stop time	Prod err	ISP err sign	ISP miss sign	ISP disc sign	rs sign
0	SCI_NL__0PNPDE20050731_225724_000061262039_00287_17876_0095.N1	31JUL2005 22:57:24	01AUG2005 00:39:30	1	0	1	0	0
1	SCI_NL__0PNPDE20050801_003800_000059042039_00288_17877_0096.N1	01AUG2005 00:38:00	01AUG2005 02:16:24	1	0	1	0	0
2	SCI_NL__0PNPDE20050801_021500_000046532039_00289_17878_0097.N1	01AUG2005 02:15:00	01AUG2005 03:32:34	1	0	1	0	0
3	SCI_NL__0PNPDE20050801_033138_000061482039_00290_17879_0098.N1	01AUG2005 03:31:38	01AUG2005 05:14:06	1	0	1	0	0
4	SCI_NL__0PNPDE20050801_051406_000060492039_00291_17880_0099.N1	01AUG2005 05:14:06	01AUG2005 06:54:55	1	0	1	0	0
5	SCI_NL__0PNPDK20050801_065347_000041012039_00292_17881_0103.N1	01AUG2005 06:53:47	01AUG2005 08:02:08	1	0	1	0	0
6	SCI_NL__0PNPDK20050801_080208_000061732039_00293_17882_0104.N1	01AUG2005 08:02:08	01AUG2005 09:45:01	1	0	1	0	0
7	SCI_NL__0PNPDK20050801_094501_000058992039_00294_17883_0105.N1	01AUG2005 09:45:01	01AUG2005 11:23:20	1	0	1	0	0
8	SCI_NL__0PNPDK20050801_112224_000060362039_00295_17884_0106.N1	01AUG2005 11:22:24	01AUG2005 13:03:00	1	0	1	0	0
9	SCI_NL__0PNPDK20050801_130205_000060232039_00296_17885_0107.N1	01AUG2005 13:02:05	01AUG2005 14:42:28	1	0	1	0	0
10	SCI_NL__0PNPDK20050801_144132_000058552039_00297_17886_0108.N1	01AUG2005 14:41:32	01AUG2005 16:19:08	1	0	1	0	0
11	SCI_NL__0PNPDK20050801_161908_000058232039_00298_17887_0109.N1	01AUG2005 16:19:08	01AUG2005 17:56:11	1	0	1	0	0
12	SCI_NL__0PNPDK20050801_175407_000059492039_00299_17888_0110.N1	01AUG2005 17:54:07	01AUG2005 19:33:17	1	0	1	0	0
13	SCI_NL__0PNPDE20050801_193125_000043462039_00300_17889_0100.N1	01AUG2005 19:31:25	01AUG2005 20:43:52	1	0	1	0	0
14	SCI_NL__0PNPDE20050801_204352_000063402039_00300_17889_0101.N1	01AUG2005 20:43:52	01AUG2005 22:29:32	1	0	1	0	0
15	SCI_NL__0PNPDE20050801_222847_000059842039_00301_17890_0102.N1	01AUG2005 22:28:47	02AUG2005 00:08:32	1	0	1	0	0

0.2 Product Quality Indicators

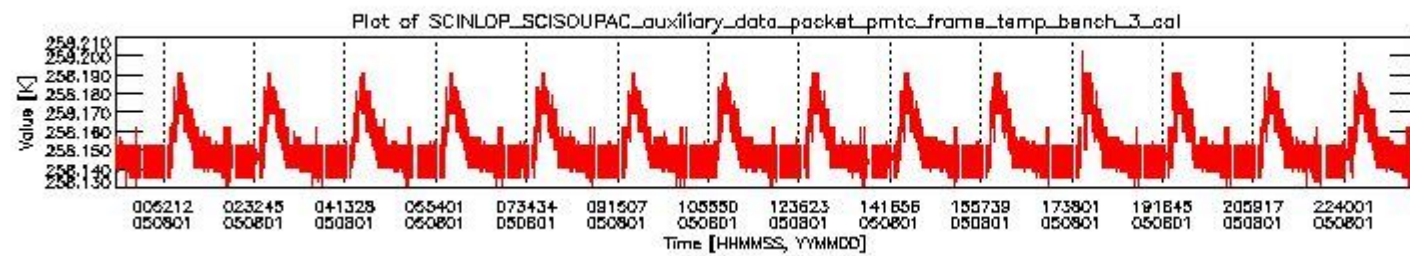
This section shows information about product quality, currently temperatures.



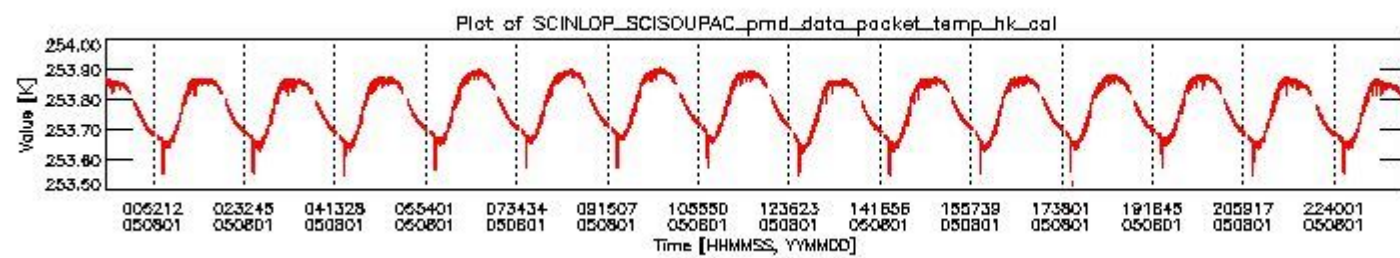
sciamachy_daily_report_level0_PFHS_5_34_N_20050801_0.PNG



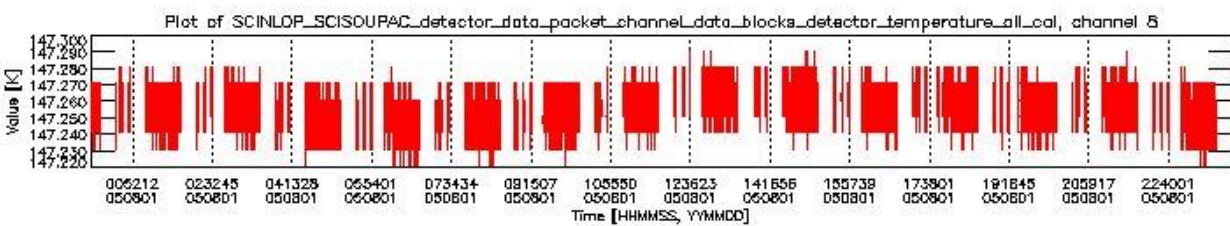
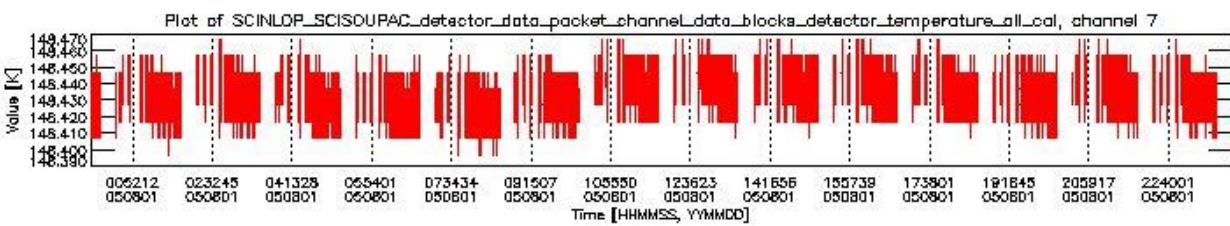
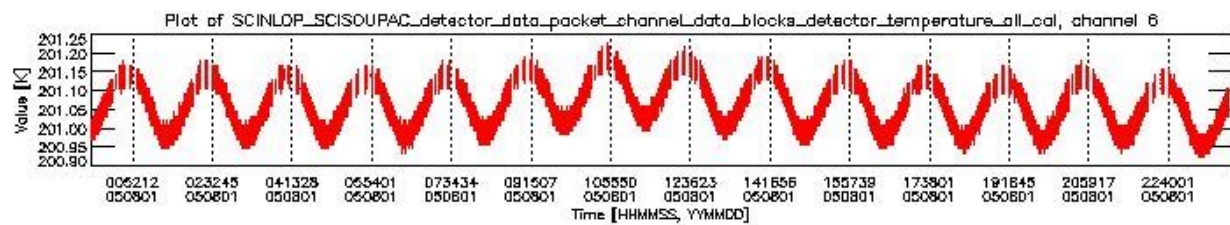
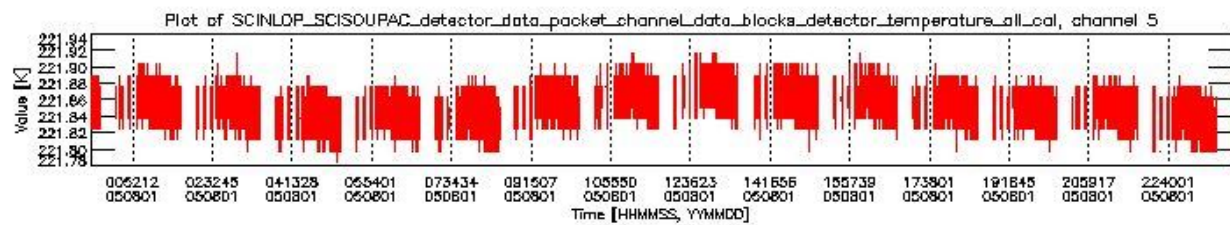
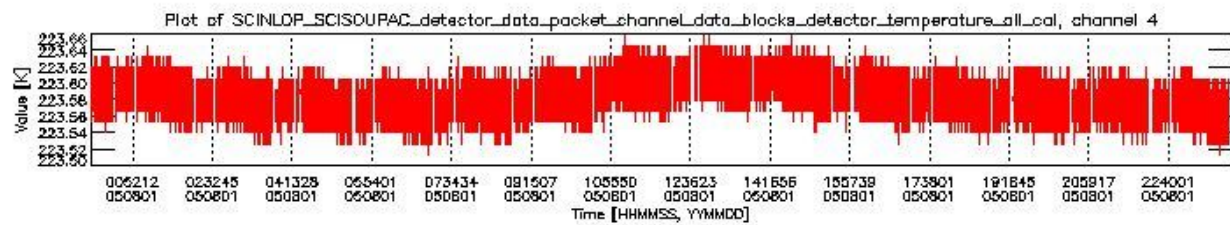
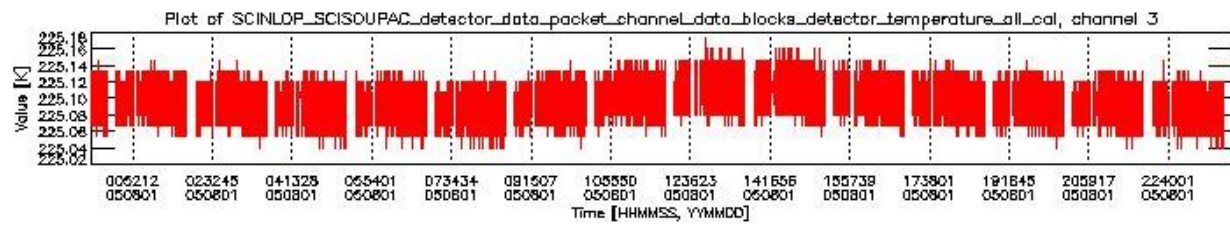
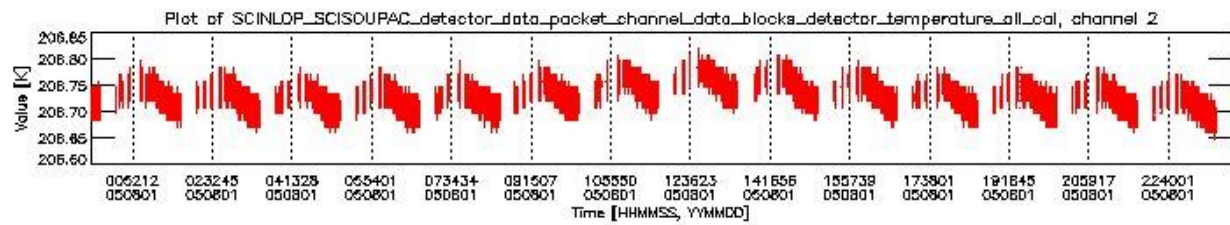
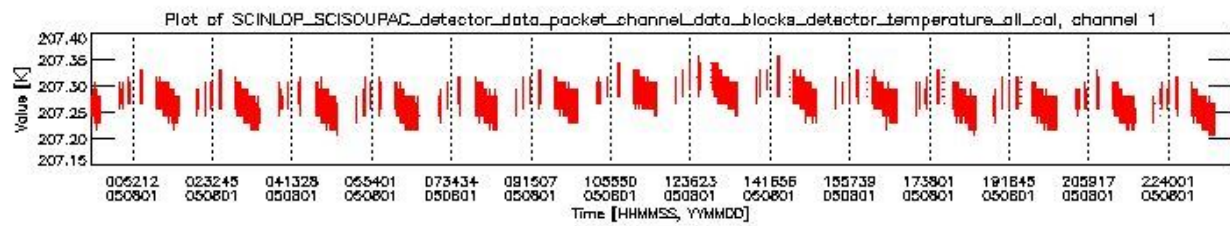
sciamachy_daily_report_level0_PFHS_5_34_N_20050801_1.PNG



sciamachy_daily_report_level0_PFHS_5_34_N_20050801_2.PNG



sciamachy_daily_report_level0_PFHS_5_34_N_20050801_3.PNG



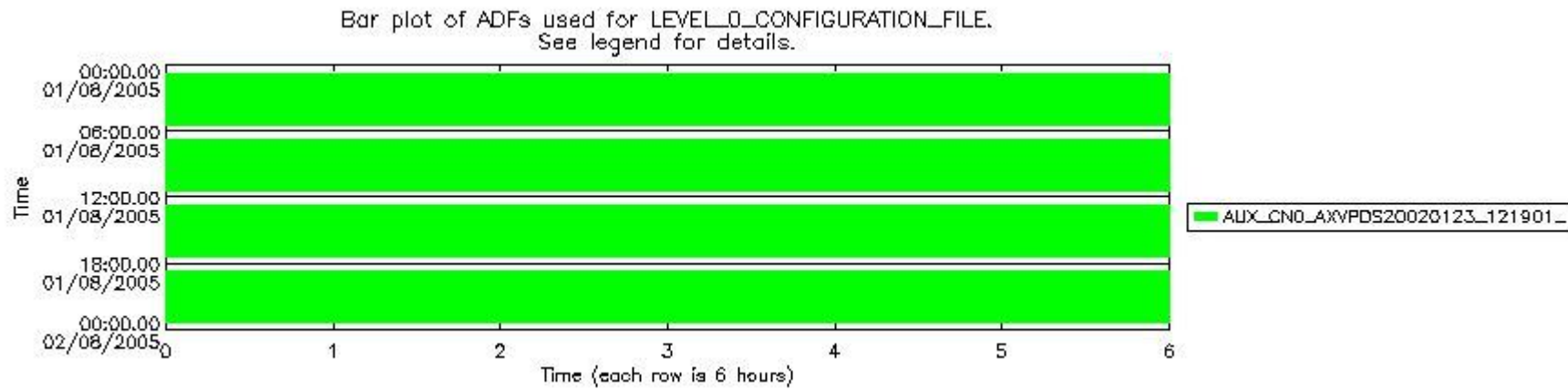
0.3 ADF monitoring

This section shows the (variation in) ADFs used for each of the products. It consists of:

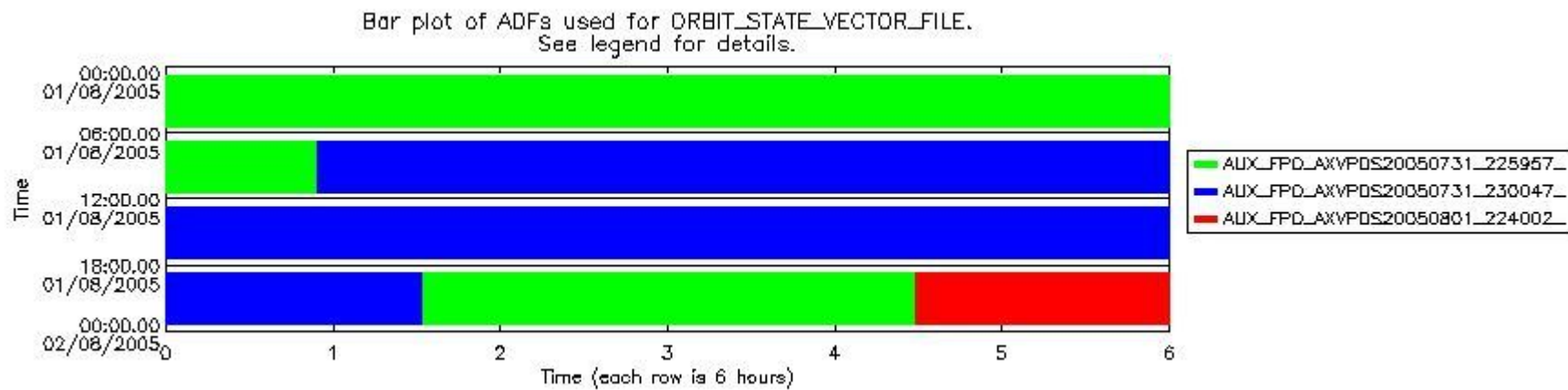
- A table showing which ADFs were used for processing (red values indicate that multiple ADFs of the same type were used)
- Various time line plots, one for each ADF, which show when which ADF was used.

If multiple ADFs of a single type were used, these are marked **red** in the table.

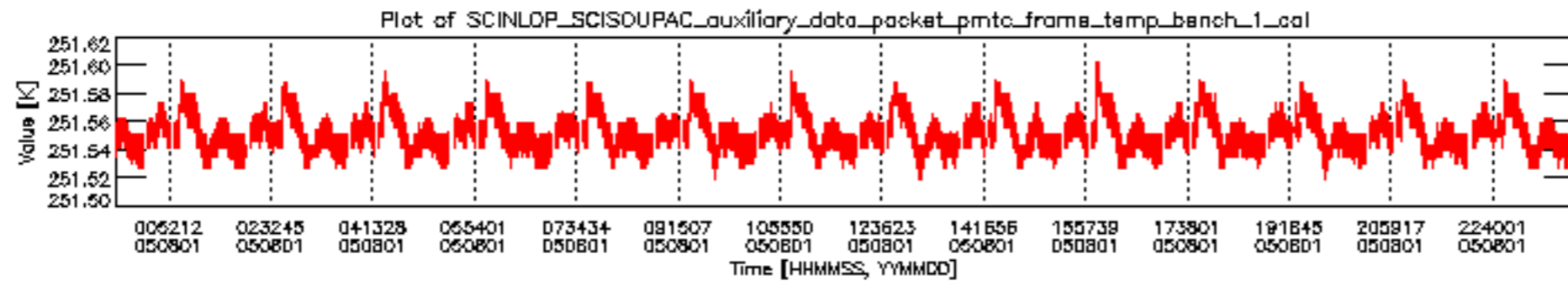
Number	ADF
	CNO (LEVEL_0_CONFIGURATION_FILE)
0	AUX_CNO_AXVPDS20020123_121901_20020101_000000_20200101_000000
	FPO (ORBIT_STATE_VECTOR_FILE)
1	AUX_FPO_AXVPDS20050731_225957_20050731_195022_20050810_211634
2	AUX_FPO_AXVPDS20050731_230047_20050731_195022_20050810_211634
3	AUX_FPO_AXVPDS20050801_224002_20050801_191845_20050811_204456

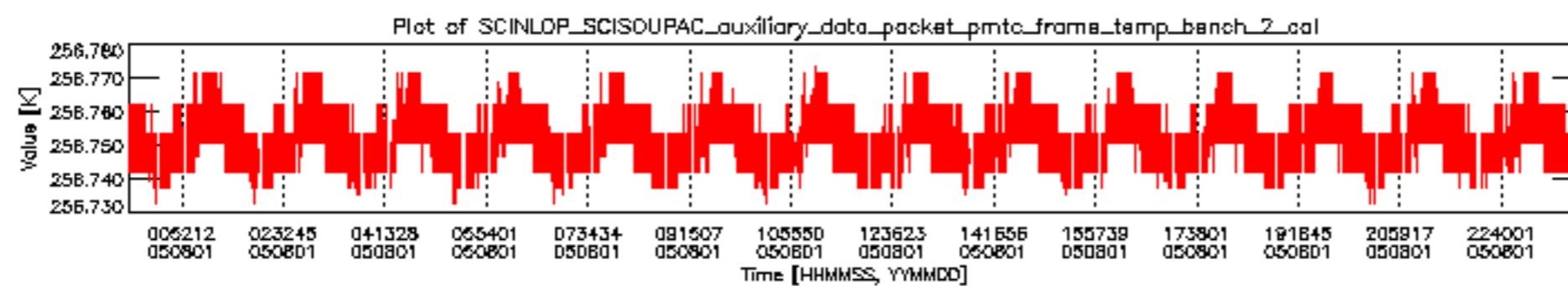


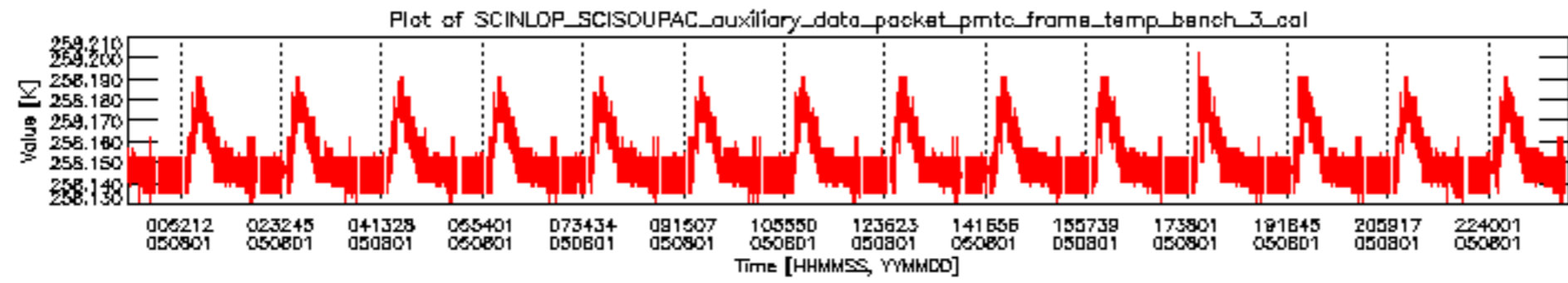
sciamachy_daily_report_level0_PFHS_5_34_N_20050801_5.PNG

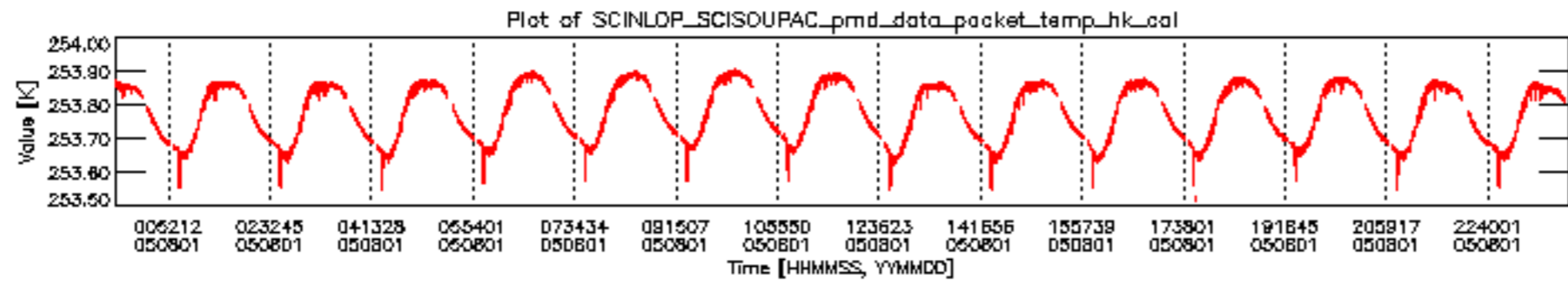


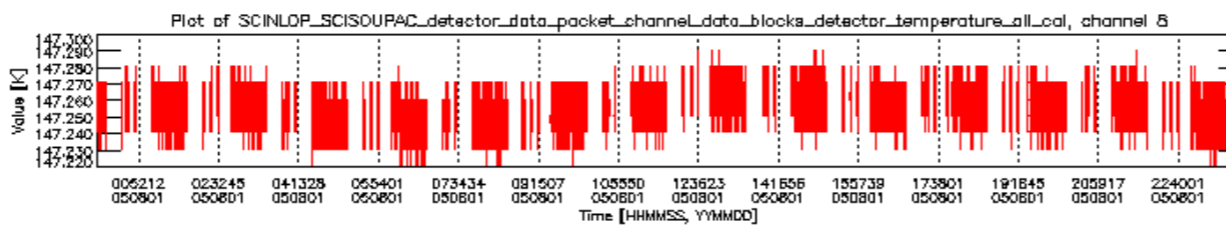
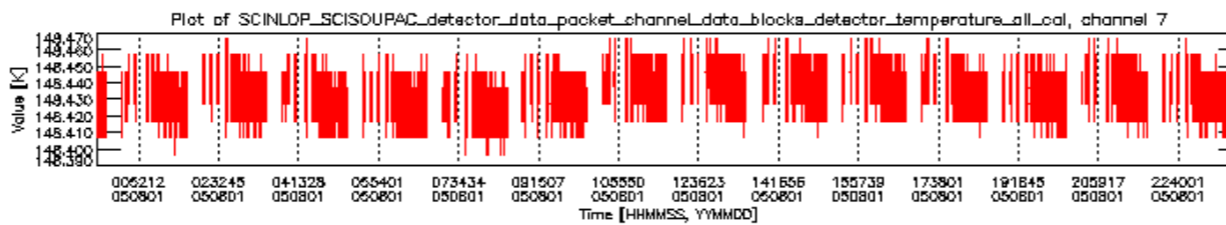
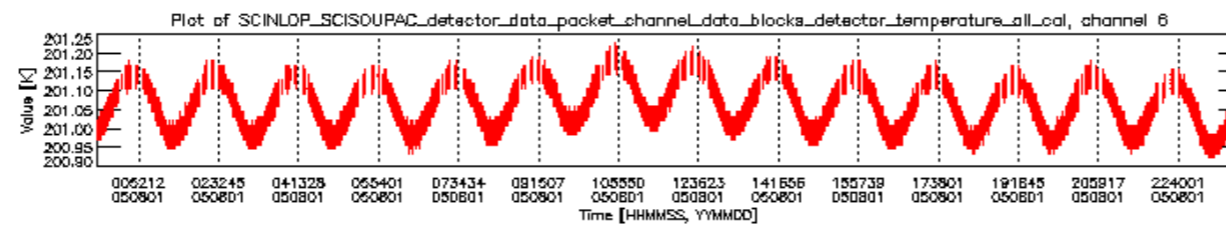
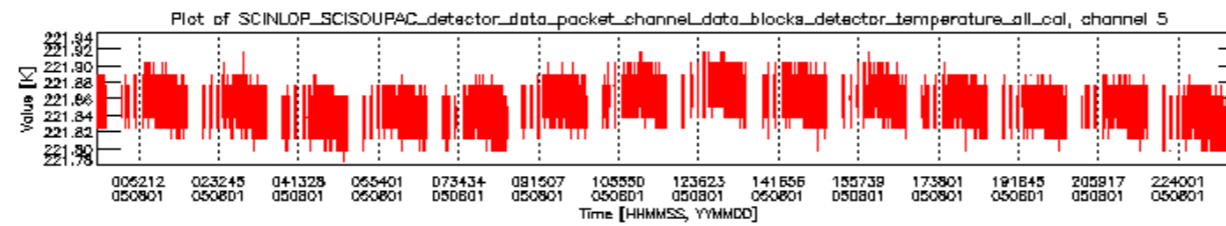
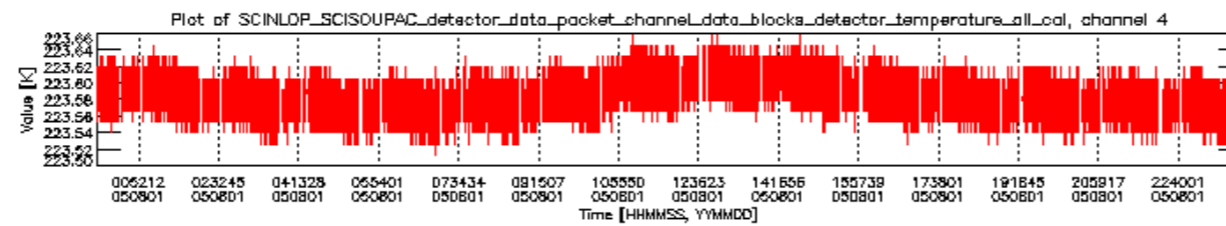
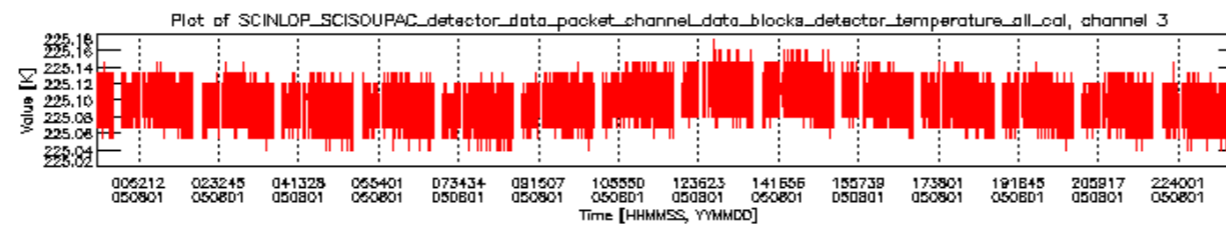
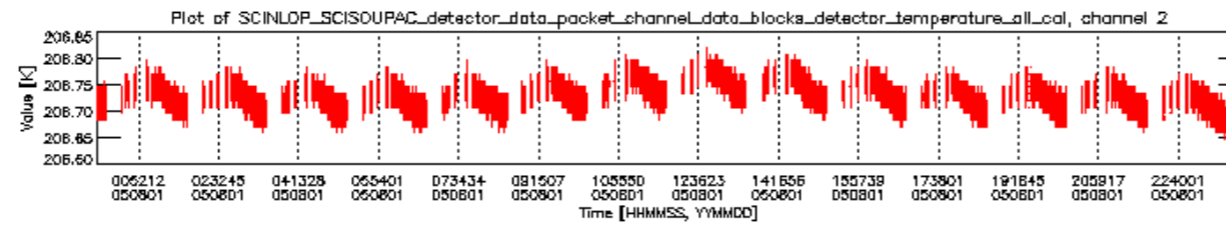
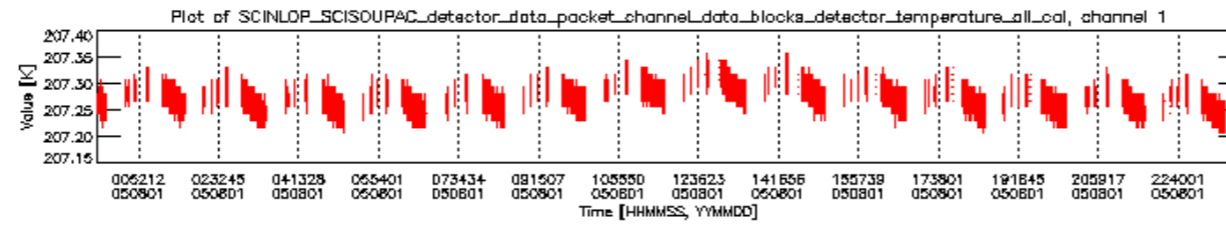
sciamachy_daily_report_level0_PFHS_5_34_N_20050801_6.PNG

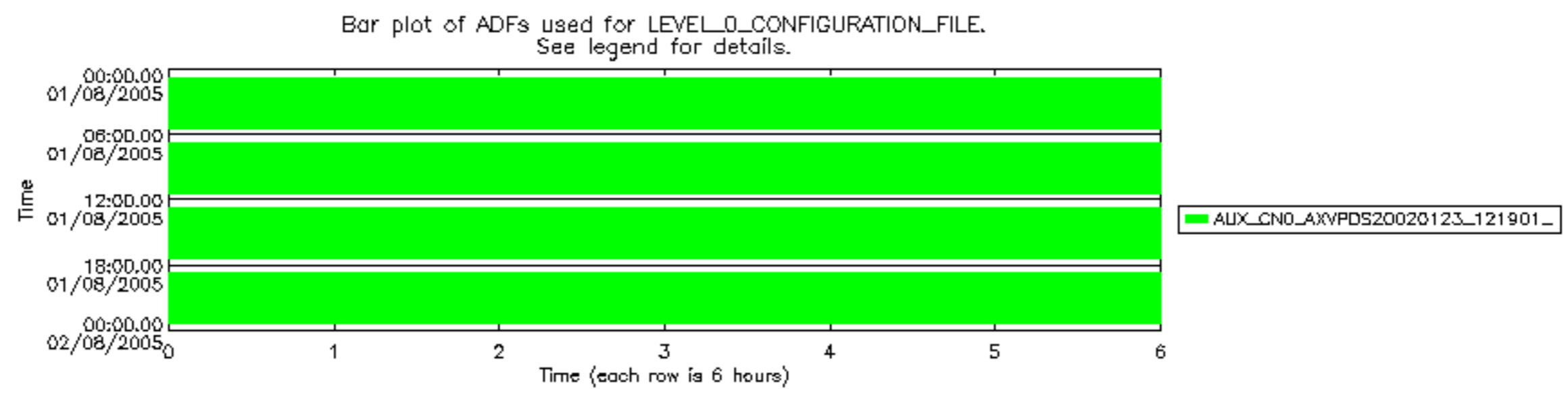












Bar plot of ADFs used for ORBIT_STATE_VECTOR_FILE.
See legend for details.

