

## 0. SCIAMACHY Daily Report for level 0 products

### [0.1 General Info](#)

### [0.2 Product Quality Indicators](#)

### [0.3 ADF monitoring](#)

## 0.1 General Info

This report contains a daily analysis on parameters extracted from SCIAMACHY level 0 data (The SCI\_NL\_\_0P product).

### 0.1.1 Report summary

The table below shows general characteristics of the data that are included into this report.

Item	Value
Report version	vdraft_20050403
Time of report generation	01AUG2005 10:08:00
Data source version	PFHS/5.34-N
Processing scope for products	28JUL2005 00:00:00 to 29JUL2005 00:00:00
Start time of first product within scope	27JUL2005 23:22:58
Stop time of last product within scope	29JUL2005 00:34:13
Total number of level 0 products	15
Number of level 0 products with errors	15

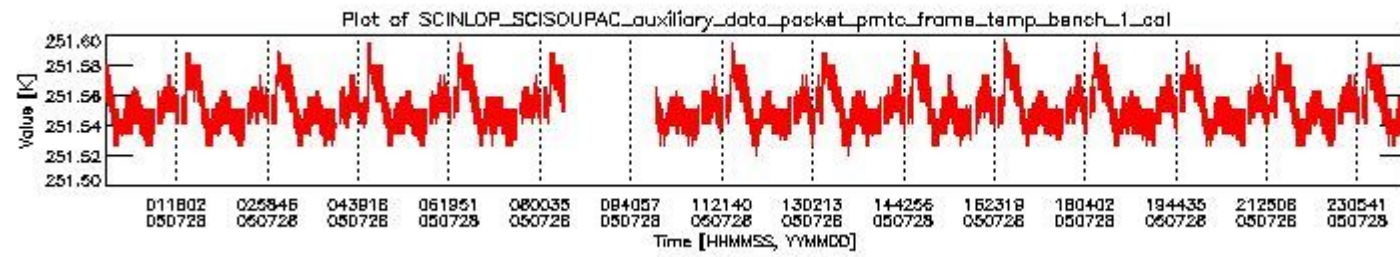
### 0.1.2 Summary per product

The following table shows a summary for each product used in this report.

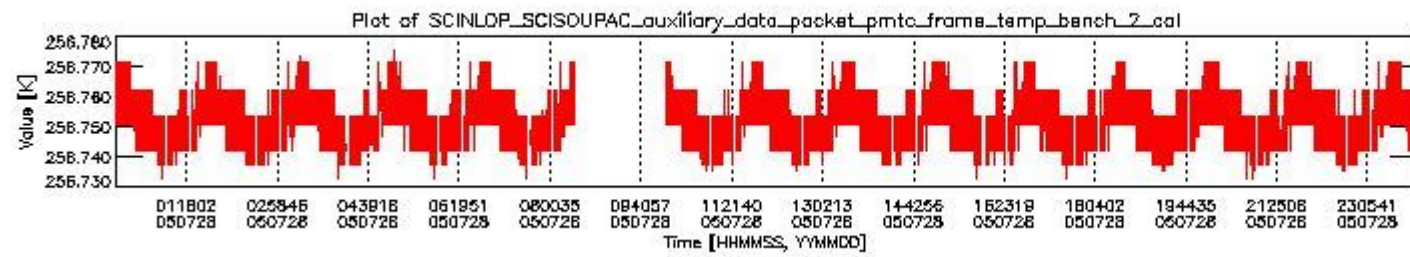
#	Product name	Start time	Stop time	Prod err	ISP err sign	ISP miss sign	ISP disc sign	rs sign
0	SCI_NL__0PNPDE20050727_232258_000061682039_00230_17819_0067.N1	27JUL2005 23:22:58	28JUL2005 01:05:46	1	0	1	0	0
1	SCI_NL__0PNPDE20050728_010418_000043972039_00231_17820_0068.N1	28JUL2005 01:04:18	28JUL2005 02:17:35	1	0	1	0	0
2	SCI_NL__0PNPDE20050728_021735_000060922039_00232_17821_0069.N1	28JUL2005 02:17:35	28JUL2005 03:59:07	1	0	1	0	0
3	SCI_NL__0PNPDE20050728_035907_000059802039_00233_17822_0070.N1	28JUL2005 03:59:07	28JUL2005 05:38:48	1	0	1	0	0
4	SCI_NL__0PNPDE20050728_053848_000061602039_00234_17823_0071.N1	28JUL2005 05:38:48	28JUL2005 07:21:28	1	0	1	0	0
5	SCI_NL__0PNPDK20050728_072020_000039892039_00235_17824_0067.N1	28JUL2005 07:20:20	28JUL2005 08:26:49	1	0	1	0	0
6	SCI_NL__0PNPDK20050728_100821_000060482039_00237_17826_0069.N1	28JUL2005 10:08:21	28JUL2005 11:49:10	1	0	1	0	0
7	SCI_NL__0PNPDK20050728_114801_000059672039_00238_17827_0070.N1	28JUL2005 11:48:01	28JUL2005 13:27:29	1	0	1	0	0
8	SCI_NL__0PNPDK20050728_132729_000058552039_00239_17828_0071.N1	28JUL2005 13:27:29	28JUL2005 15:05:05	1	0	1	0	0
9	SCI_NL__0PNPDK20050728_150505_000059672039_00240_17829_0072.N1	28JUL2005 15:05:05	28JUL2005 16:44:32	1	0	1	0	0
10	SCI_NL__0PNPDK20050728_164337_000058352039_00241_17830_0073.N1	28JUL2005 16:43:37	28JUL2005 18:20:52	1	0	1	0	0
11	SCI_NL__0PNPDK20050728_181847_000061862039_00242_17831_0074.N1	28JUL2005 18:18:47	28JUL2005 20:01:54	1	0	1	0	0
12	SCI_NL__0PNPDE20050728_195949_000040102039_00243_17832_0072.N1	28JUL2005 19:59:49	28JUL2005 21:06:40	1	0	1	0	0
13	SCI_NL__0PNPDE20050728_210552_000064562039_00243_17832_0073.N1	28JUL2005 21:05:52	28JUL2005 22:53:29	1	0	1	0	0
14	SCI_NL__0PNPDE20050728_225242_000060912039_00244_17833_0074.N1	28JUL2005 22:52:42	29JUL2005 00:34:13	1	0	1	0	0

## 0.2 Product Quality Indicators

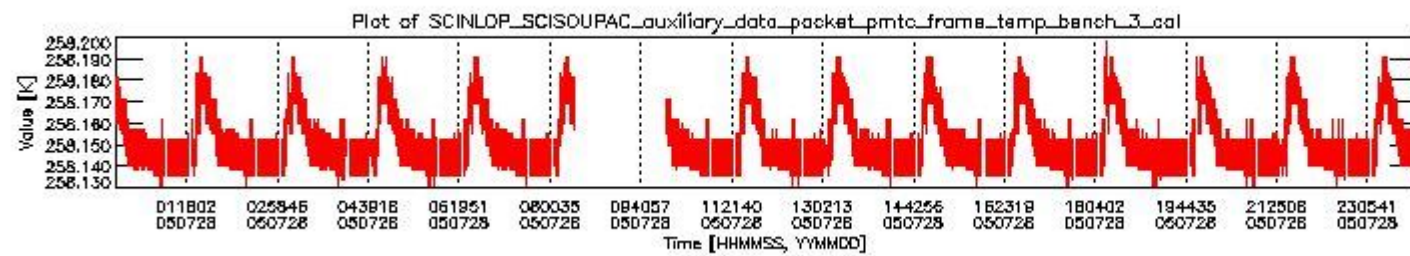
This section shows information about product quality, currently temperatures.



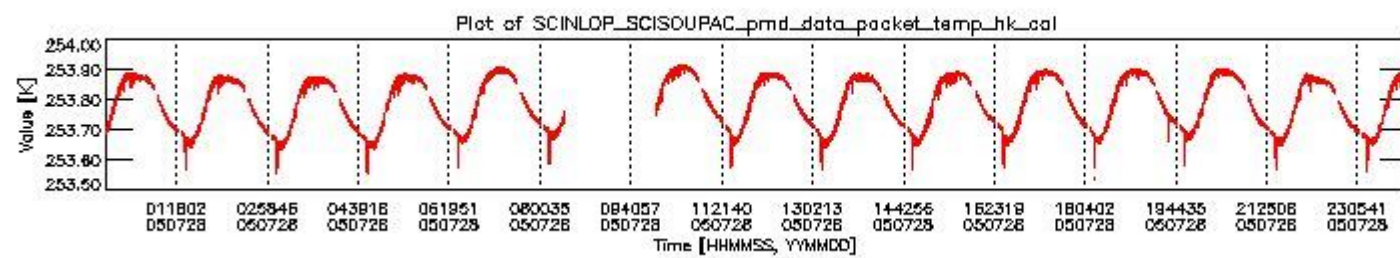
sciamachy\_daily\_report\_level0\_PFHS\_5\_34\_N\_20050728\_0.PNG



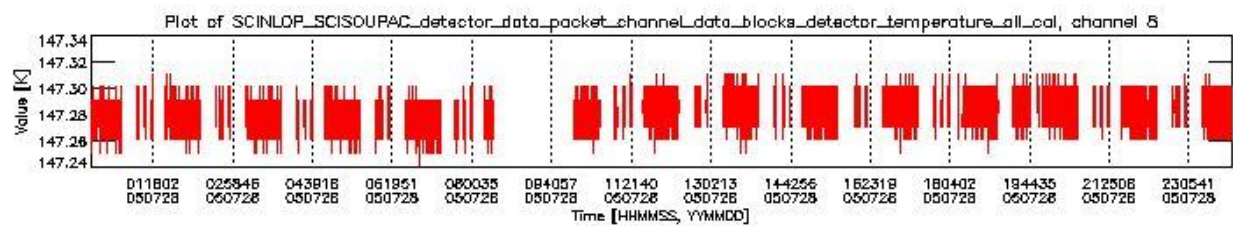
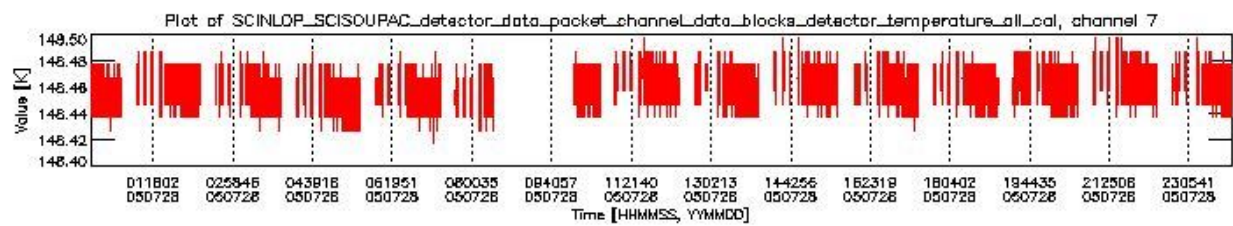
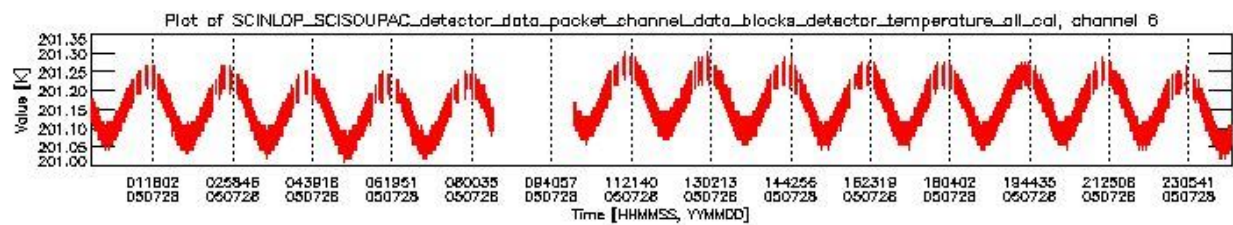
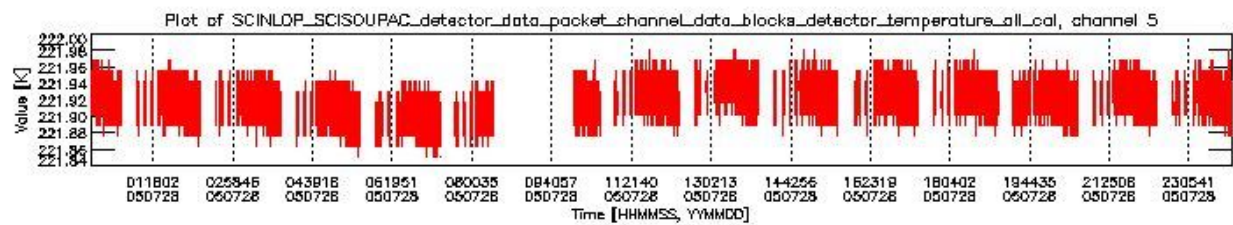
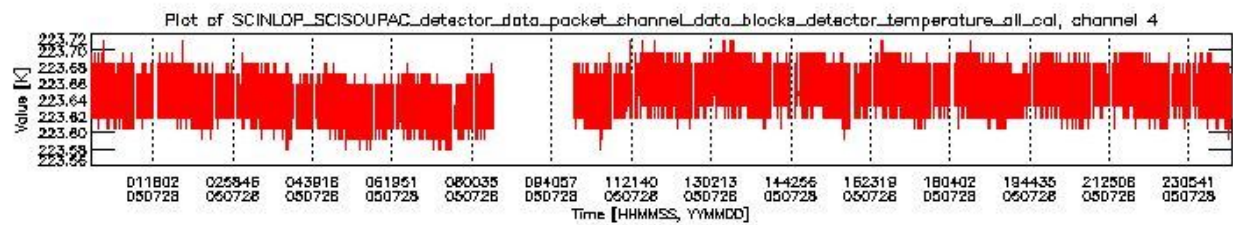
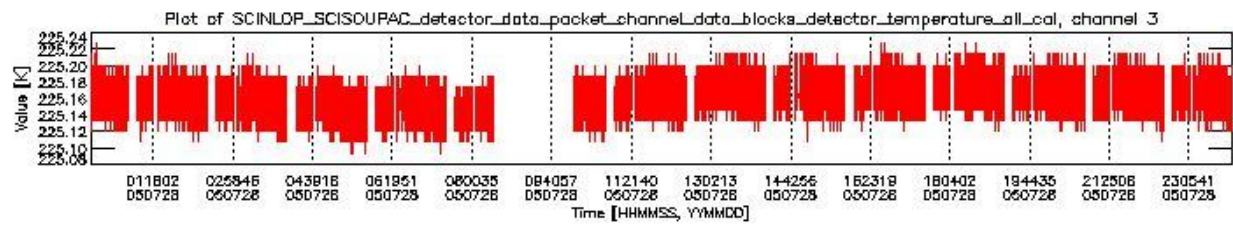
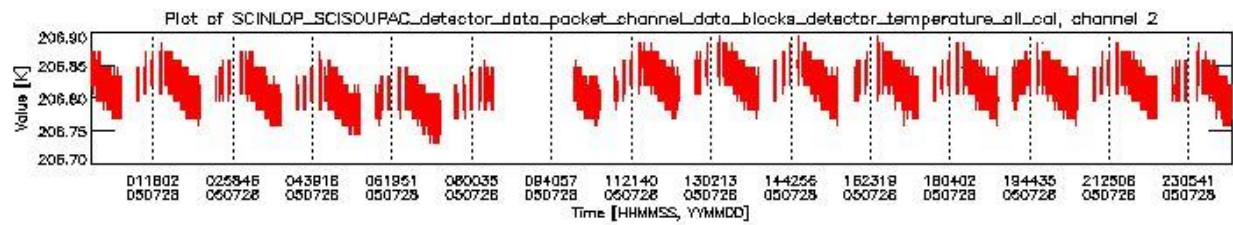
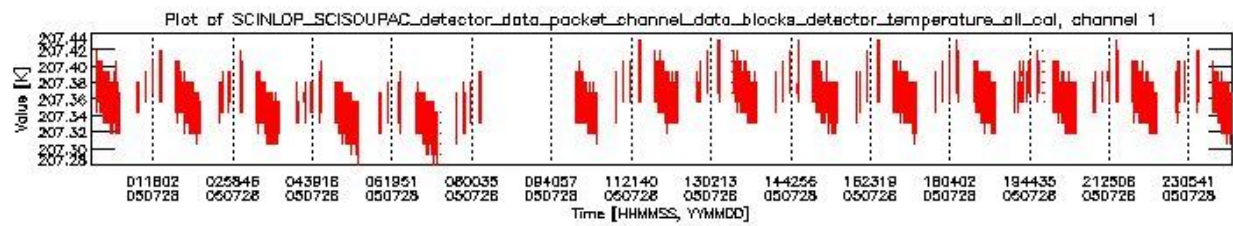
sciamachy\_daily\_report\_level0\_PFHS\_5\_34\_N\_20050728\_1.PNG



sciamachy\_daily\_report\_level0\_PFHS\_5\_34\_N\_20050728\_2.PNG



sciamachy\_daily\_report\_level0\_PFHS\_5\_34\_N\_20050728\_3.PNG



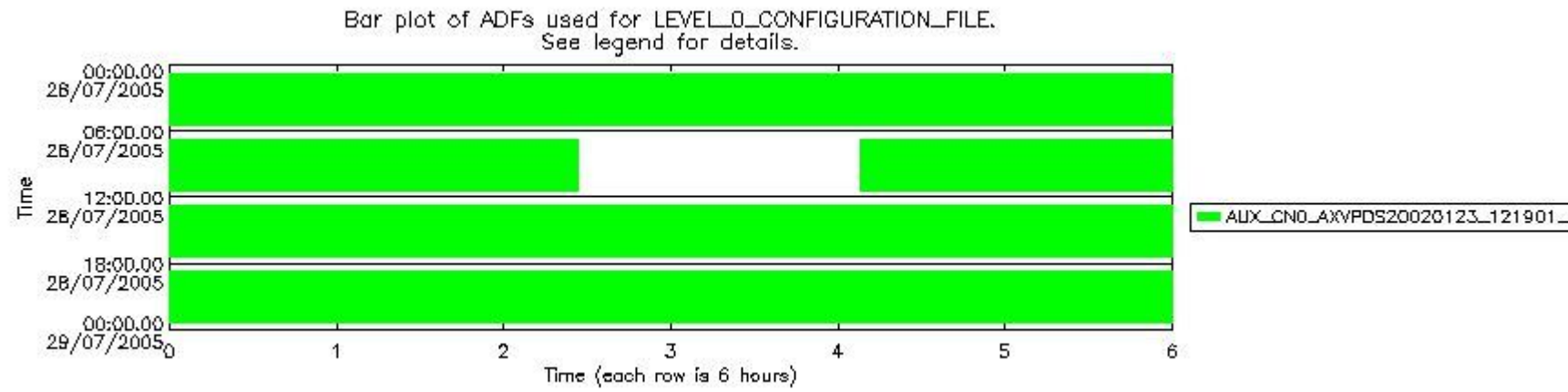
### 0.3 ADF monitoring

This section shows the (variation in) ADFs used for each of the products. It consists of:

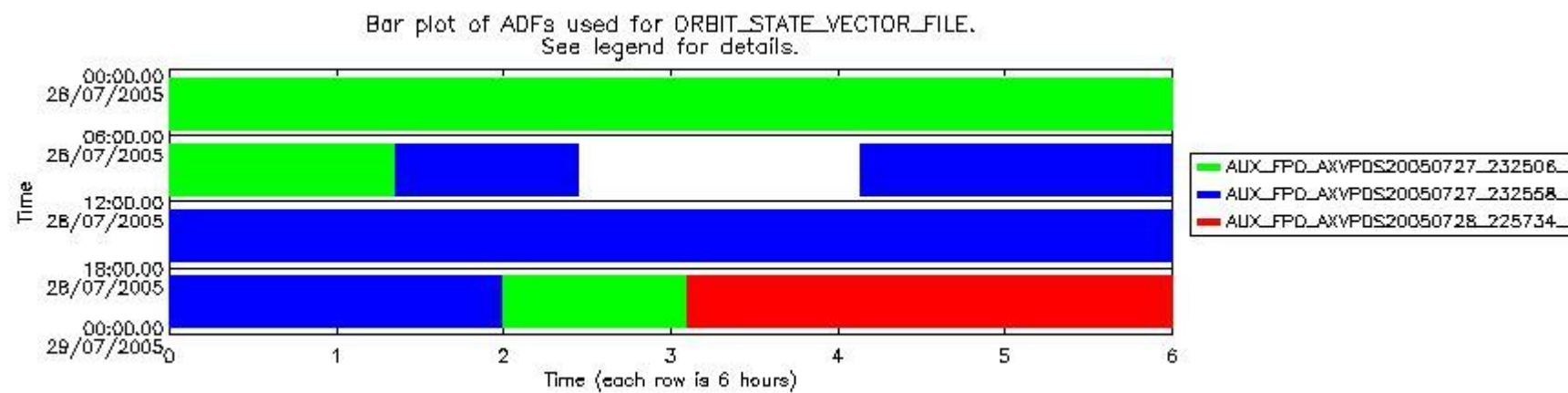
- A table showing which ADFs were used for processing (red values indicate that multiple ADFs of the same type were used)
- Various time line plots, one for each ADF, which show when which ADF was used.

If multiple ADFs of a single type were used, these are marked **red** in the table.

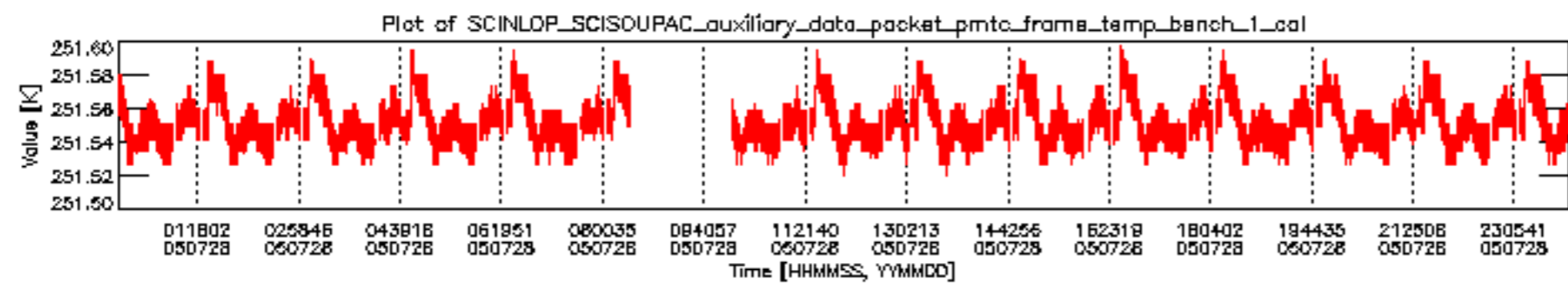
Number	ADF
	<b>CNO (LEVEL_0_CONFIGURATION_FILE)</b>
0	AUX_CNO_AXVPDS20020123_121901_20020101_000000_20200101_000000
	<b>FPO (ORBIT_STATE_VECTOR_FILE)</b>
1	AUX_FPO_AXVPDS20050727_232506_20050727_183539_20050806_200151
2	AUX_FPO_AXVPDS20050727_232558_20050727_183539_20050806_200151
3	AUX_FPO_AXVPDS20050728_225734_20050728_194438_20050807_211050

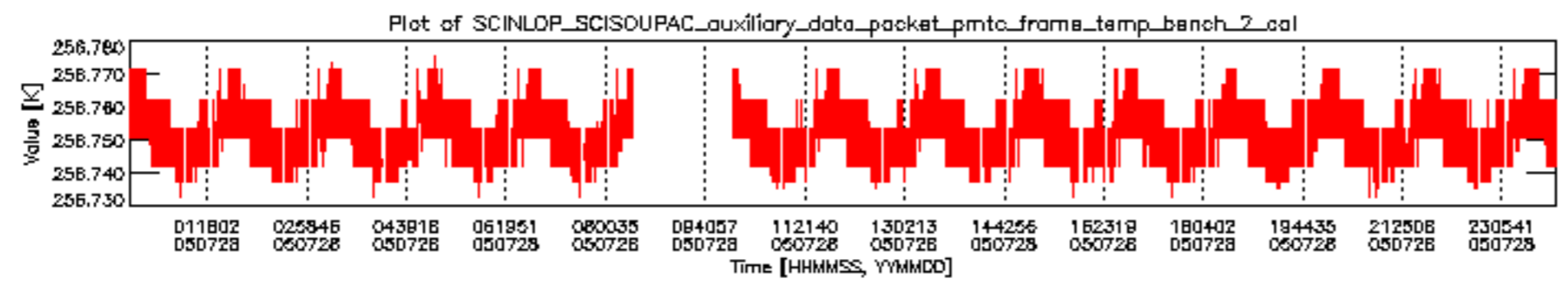


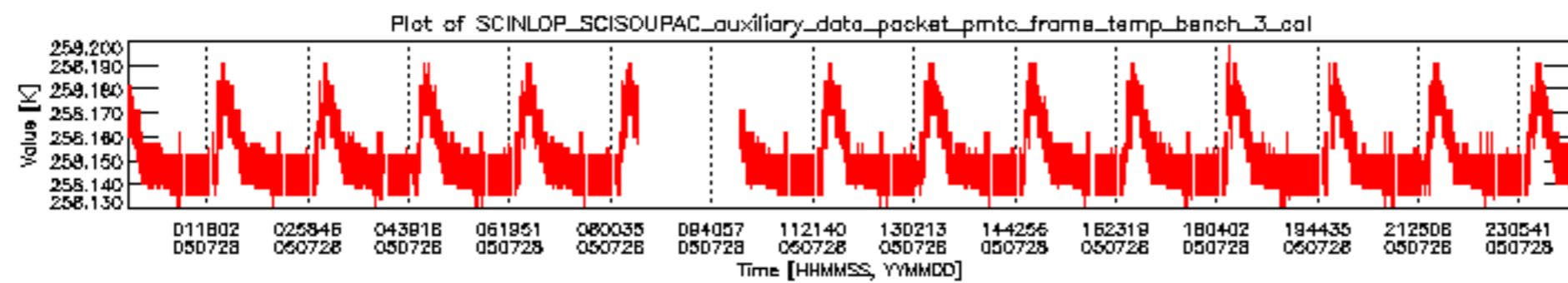
sciamachy\_daily\_report\_level0\_PFHS\_5\_34\_N\_20050728\_5.PNG

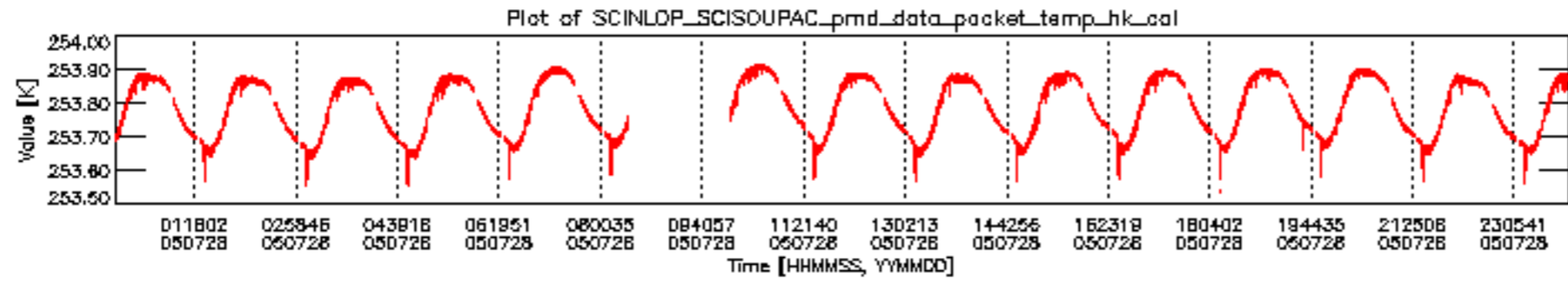


sciamachy\_daily\_report\_level0\_PFHS\_5\_34\_N\_20050728\_6.PNG

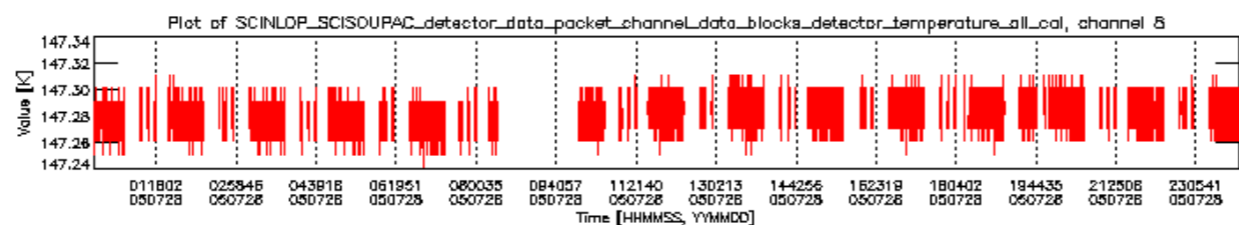
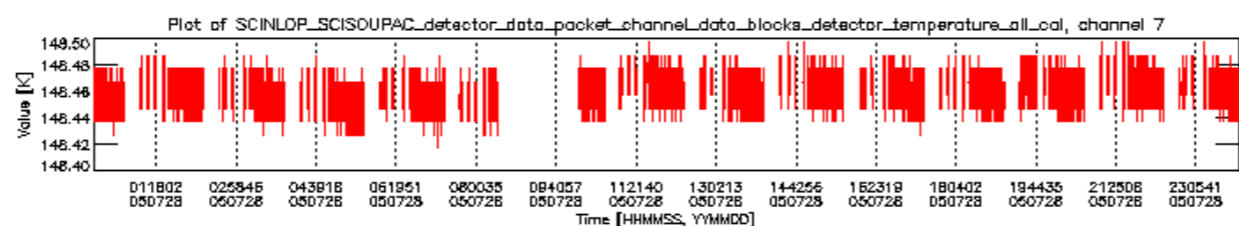
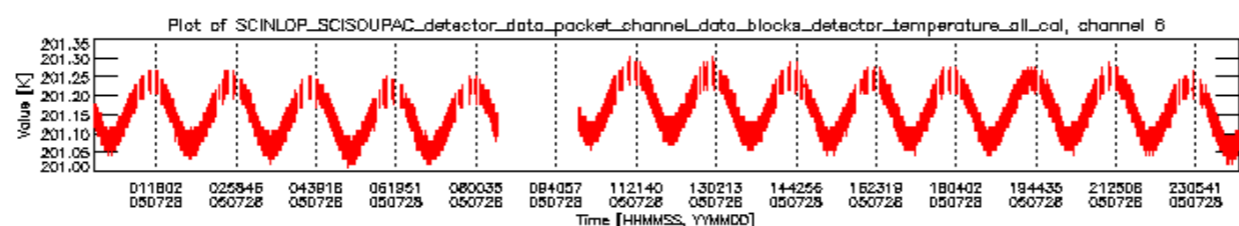
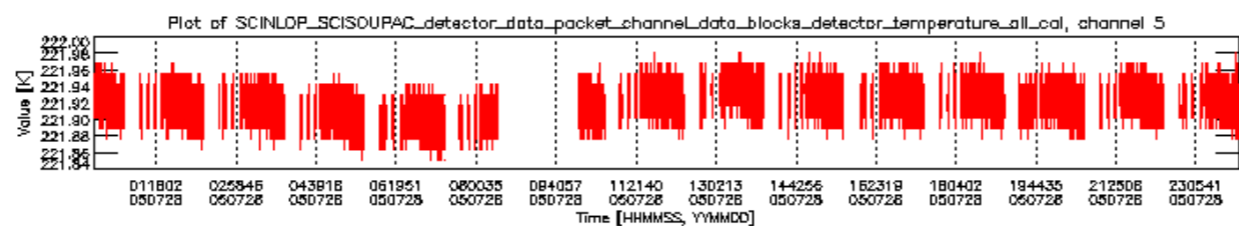
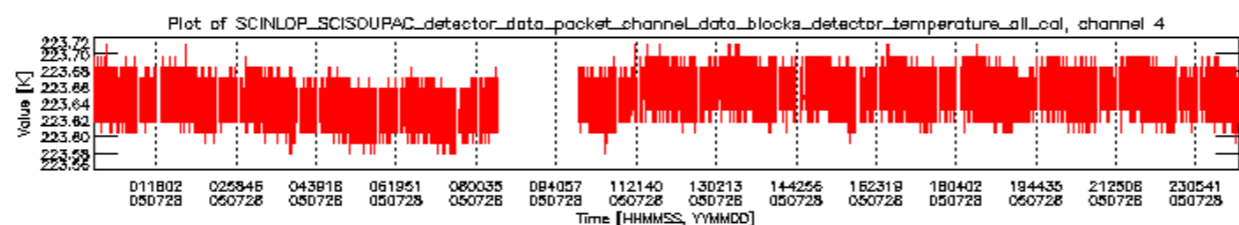
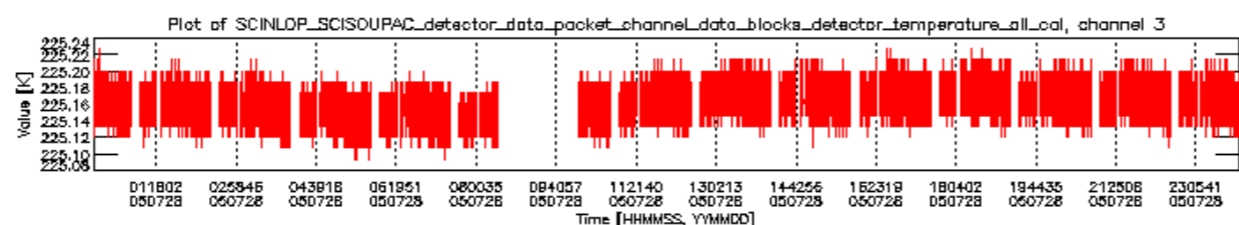
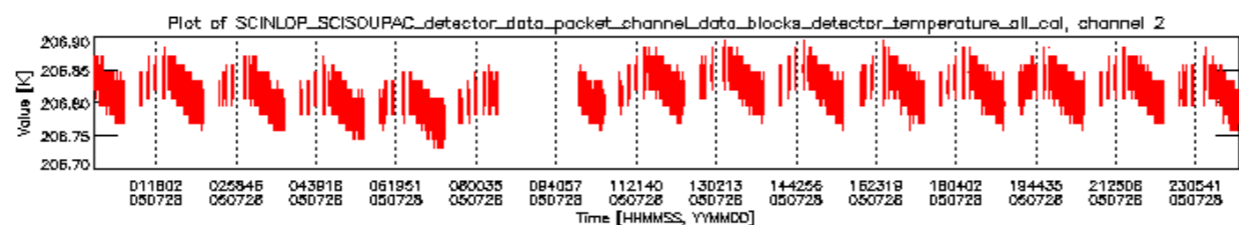
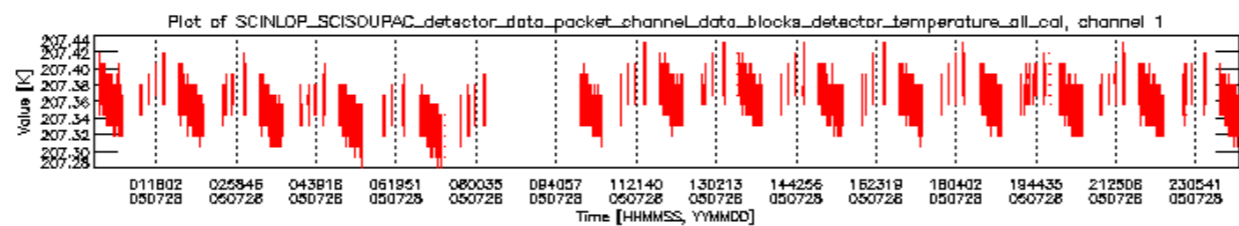


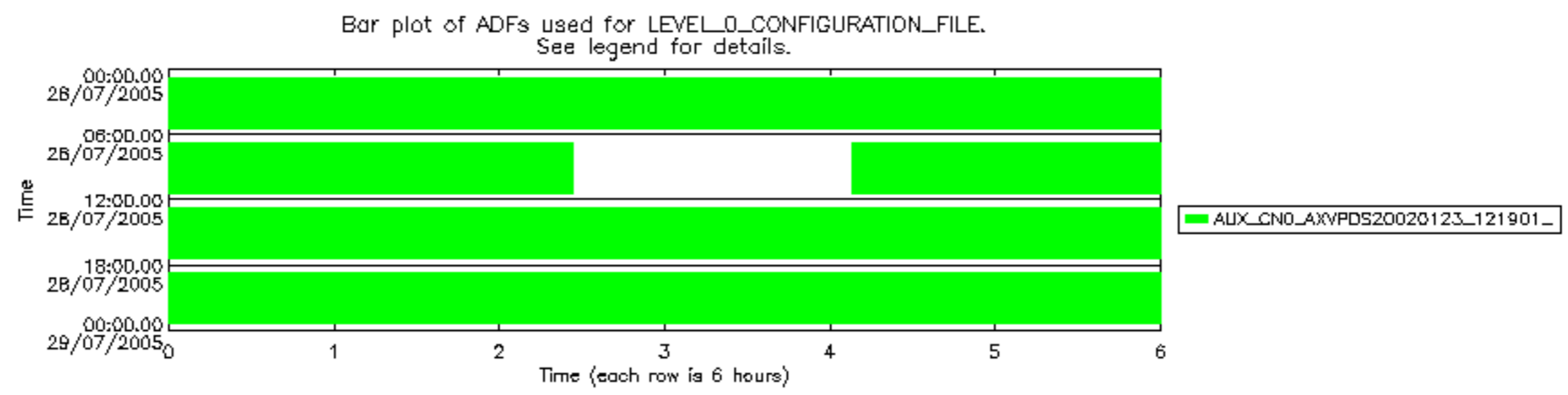












Bar plot of ADFs used for ORBIT\_STATE\_VECTOR\_FILE.  
See legend for details.

