

0. SCIAMACHY Daily Report for level 0 products

[0.1 General Info](#)

[0.2 Product Quality Indicators](#)

[0.3 ADF monitoring](#)

0.1 General Info

This report contains a daily analysis on parameters extracted from SCIAMACHY level 0 data (The SCI_NL__0P product).

0.1.1 Report summary

The table below shows general characteristics of the data that are included into this report.

Item	Value
Report version	vdraft_20050403
Time of report generation	30JUL2005 10:58:27
Data source version	PFHS/5.34-N
Processing scope for products	26JUL2005 00:00:00 to 27JUL2005 00:00:00
Start time of first product within scope	25JUL2005 22:46:55
Stop time of last product within scope	27JUL2005 01:34:23
Total number of level 0 products	17
Number of level 0 products with errors	17

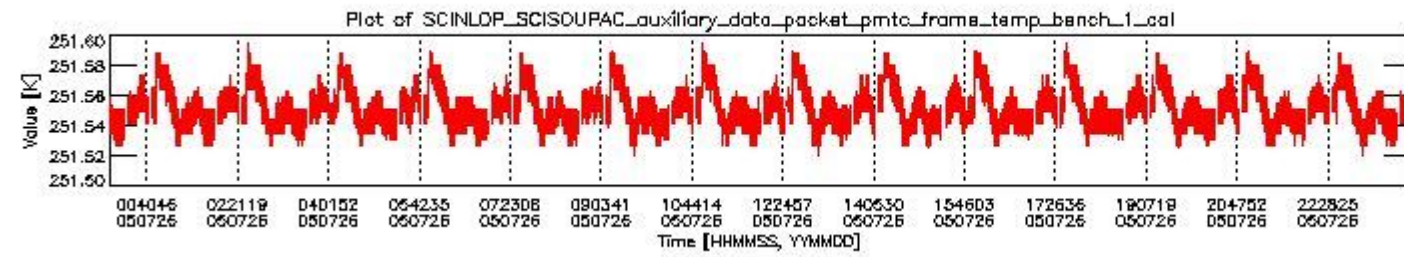
0.1.2 Summary per product

The following table shows a summary for each product used in this report.

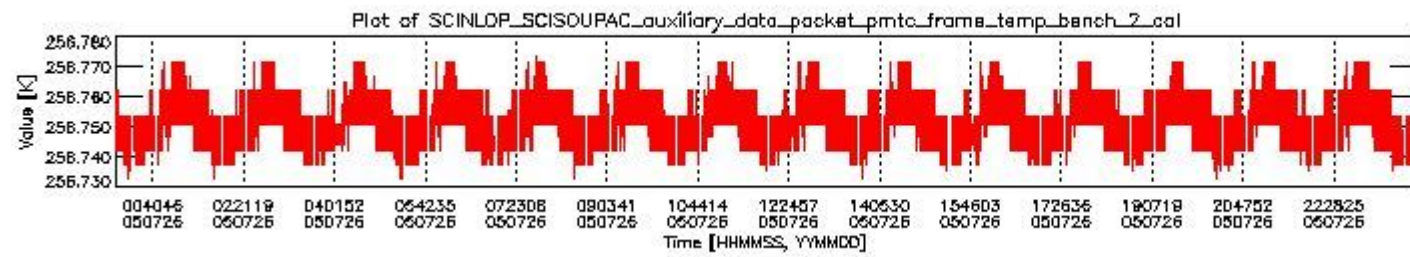
#	Product name	Start time	Stop time	Prod err	ISP err sign	ISP miss sign	ISP disc sign	rs sign
0	SCI_NL__0PNPDE20050725_224655_000060722039_00201_17790_0054.N1	25JUL2005 22:46:55	26JUL2005 00:28:08	1	0	1	0	0
1	SCI_NL__0PNPDE20050726_002734_000059452039_00202_17791_0055.N1	26JUL2005 00:27:34	26JUL2005 02:06:40	1	0	1	0	0
2	SCI_NL__0PNPDE20050726_020556_000044862039_00203_17792_0056.N1	26JUL2005 02:05:56	26JUL2005 03:20:42	1	0	1	0	0
3	SCI_NL__0PNPDE20050726_032042_000060922039_00204_17793_0057.N1	26JUL2005 03:20:42	26JUL2005 05:02:14	1	0	1	0	0
4	SCI_NL__0PNPDE20050726_050214_000059802039_00205_17794_0058.N1	26JUL2005 05:02:14	26JUL2005 06:41:55	1	0	1	0	0
5	SCI_NL__0PNPDK20050726_064155_000041012039_00206_17795_0048.N1	26JUL2005 06:41:55	26JUL2005 07:50:16	1	0	1	0	0
6	SCI_NL__0PNPDK20050726_075016_000061042039_00207_17796_0049.N1	26JUL2005 07:50:16	26JUL2005 09:32:01	1	0	1	0	0
7	SCI_NL__0PNPDK20050726_093105_000060232039_00208_17797_0050.N1	26JUL2005 09:31:05	26JUL2005 11:11:28	1	0	1	0	0
8	SCI_NL__0PNPDK20050726_111128_000059802039_00209_17798_0051.N1	26JUL2005 11:11:28	26JUL2005 12:51:09	1	0	1	0	0
9	SCI_NL__0PNPDK20050726_125013_000059672039_00210_17799_0052.N1	26JUL2005 12:50:13	26JUL2005 14:29:40	1	0	1	0	0
10	SCI_NL__0PNPDK20050726_142940_000058552039_00211_17800_0053.N1	26JUL2005 14:29:40	26JUL2005 16:07:16	1	0	1	0	0
11	SCI_NL__0PNPDK20050726_160608_000058902039_00212_17801_0054.N1	26JUL2005 16:06:08	26JUL2005 17:44:18	1	0	1	0	0
12	SCI_NL__0PNPDK20050726_174214_000060182039_00213_17802_0055.N1	26JUL2005 17:42:14	26JUL2005 19:22:33	1	0	1	0	0
13	SCI_NL__0PNPDK20050726_192124_000060742039_00214_17803_0056.N1	26JUL2005 19:21:24	26JUL2005 21:02:39	1	0	1	0	0
14	SCI_NL__0PNPDE20050726_210047_000045192039_00215_17804_0059.N1	26JUL2005 21:00:47	26JUL2005 22:16:07	1	0	1	0	0
15	SCI_NL__0PNPDE20050726_221522_000060722039_00215_17804_0060.N1	26JUL2005 22:15:22	26JUL2005 23:56:35	1	0	1	0	0
16	SCI_NL__0PNPDE20050726_235514_000059482039_00216_17805_0061.N1	26JUL2005 23:55:14	27JUL2005 01:34:23	1	0	1	0	0

0.2 Product Quality Indicators

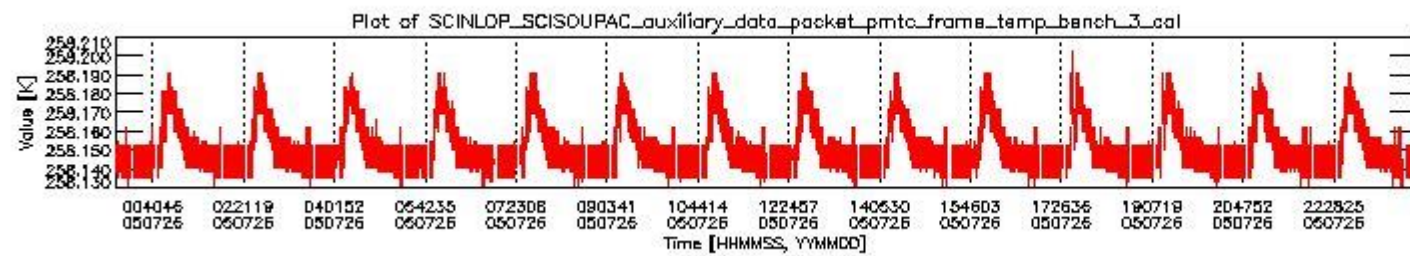
This section shows information about product quality, currently temperatures.



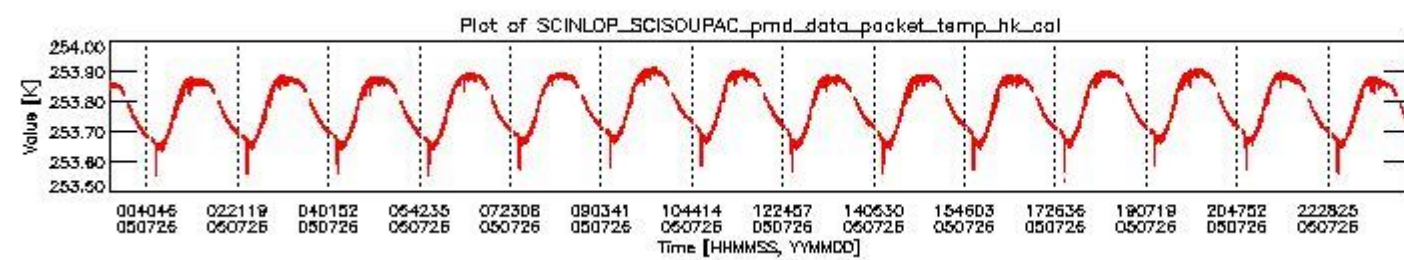
sciamachy_daily_report_level0_PFHS_5_34_N_20050726_0.PNG



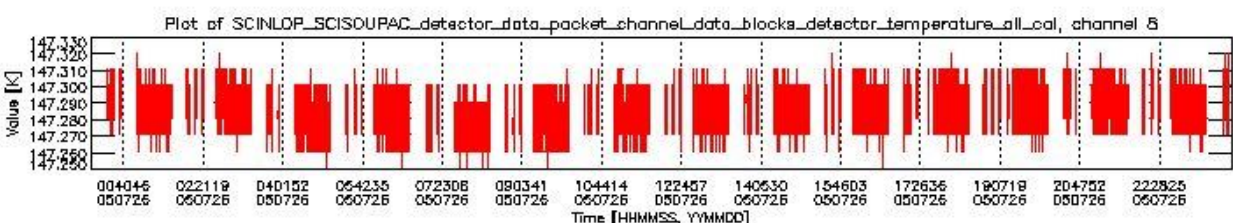
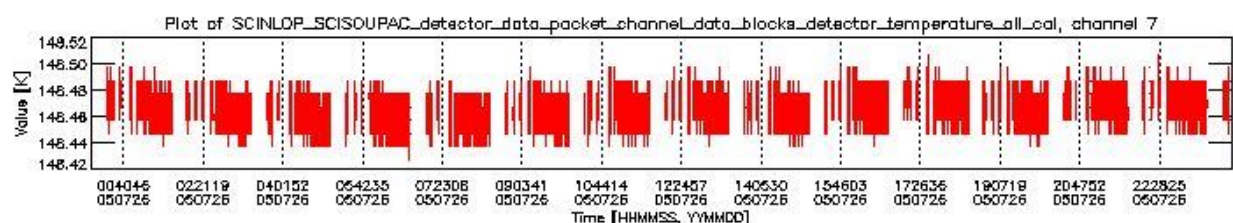
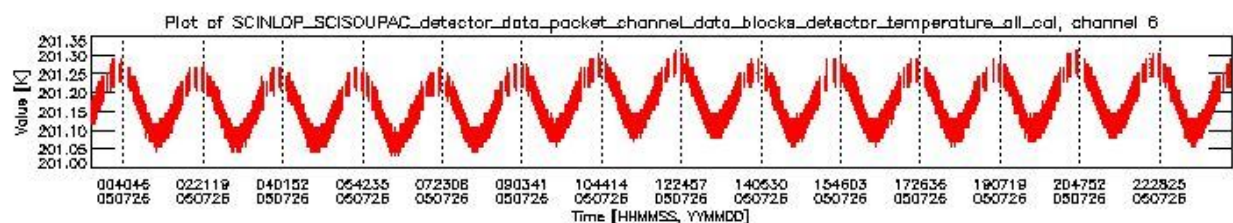
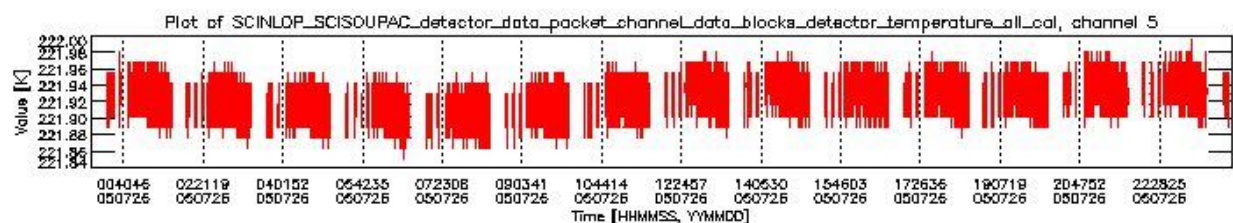
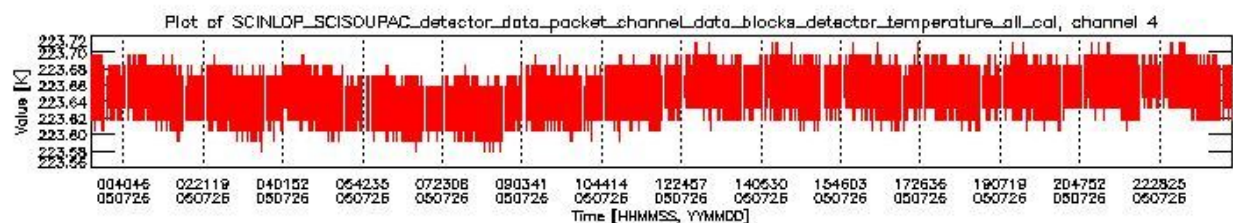
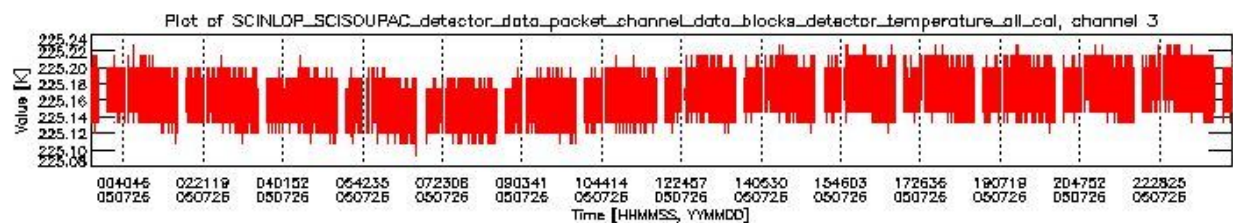
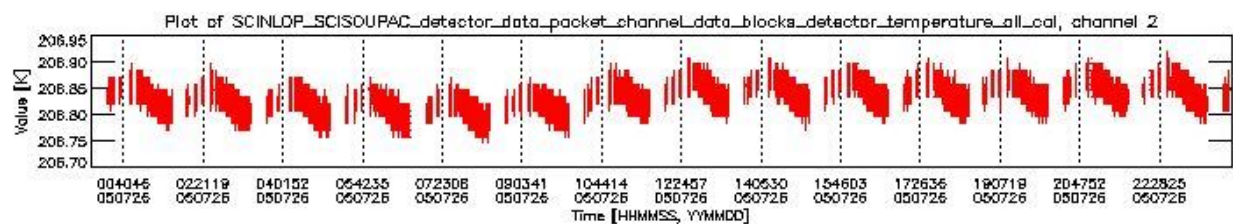
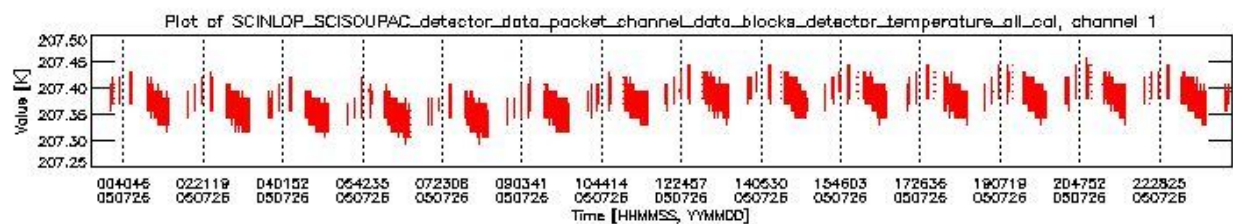
sciamachy_daily_report_level0_PFHS_5_34_N_20050726_1.PNG



sciamachy_daily_report_level0_PFHS_5_34_N_20050726_2.PNG



sciamachy_daily_report_level0_PFHS_5_34_N_20050726_3.PNG



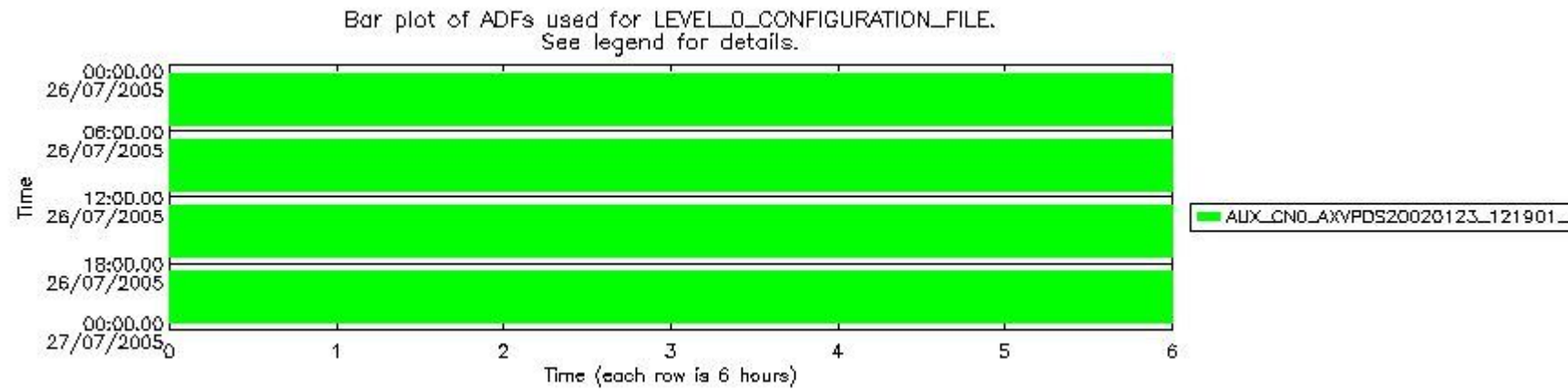
0.3 ADF monitoring

This section shows the (variation in) ADFs used for each of the products. It consists of:

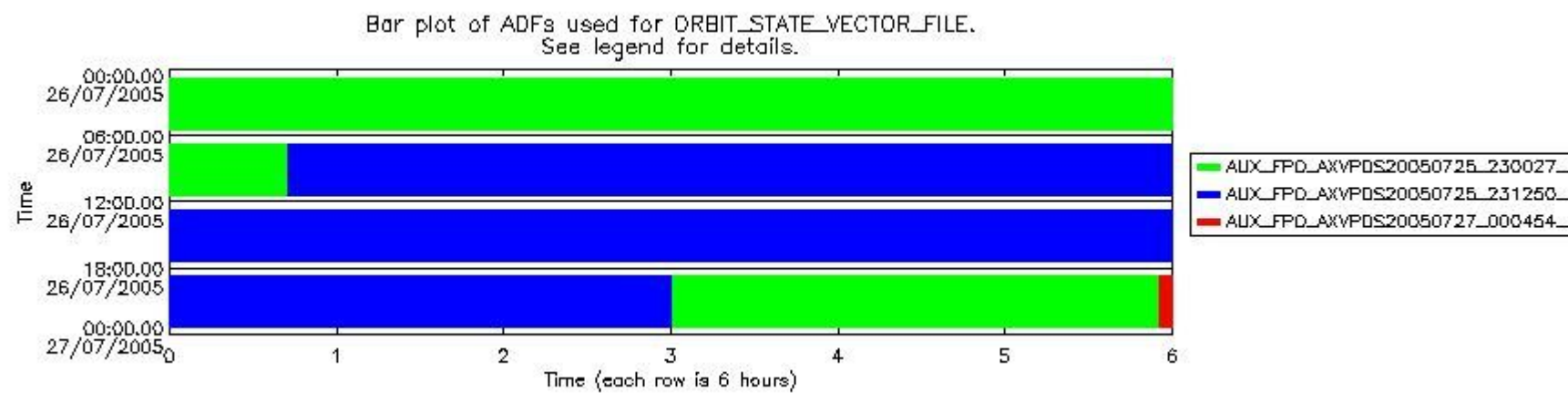
- A table showing which ADFs were used for processing (red values indicate that multiple ADFs of the same type were used)
- Various time line plots, one for each ADF, which show when which ADF was used.

If multiple ADFs of a single type were used, these are marked **red** in the table.

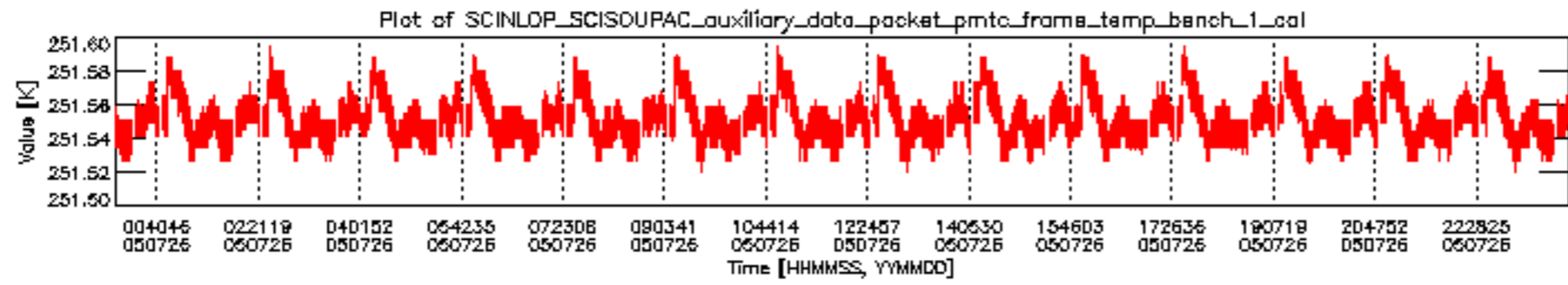
Number	ADF
	CNO (LEVEL_0_CONFIGURATION_FILE)
0	AUX_CNO_AXVPDS20020123_121901_20020101_000000_20200101_000000
	FPO (ORBIT_STATE_VECTOR_FILE)
1	AUX_FPO_AXVPDS20050725_230027_20050725_193854_20050804_210505
2	AUX_FPO_AXVPDS20050725_231250_20050725_193854_20050804_210505
3	AUX_FPO_AXVPDS20050727_000454_20050726_190717_20050805_203328

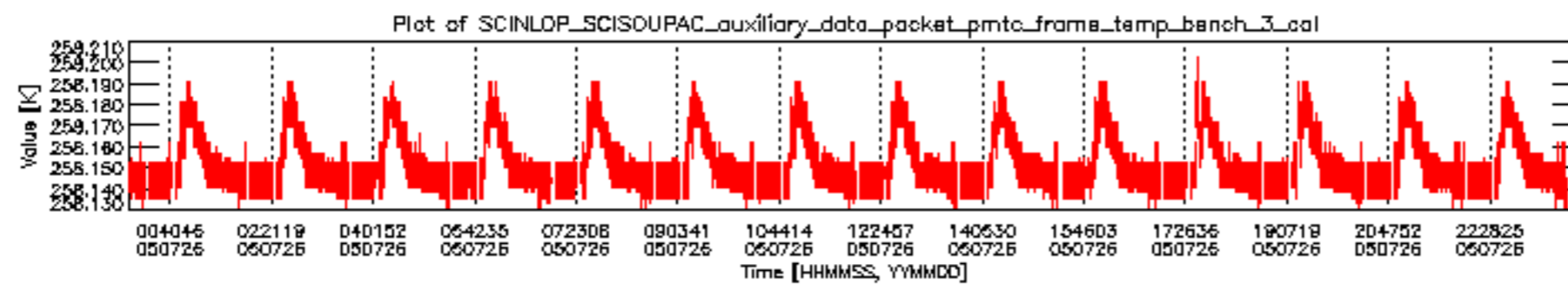


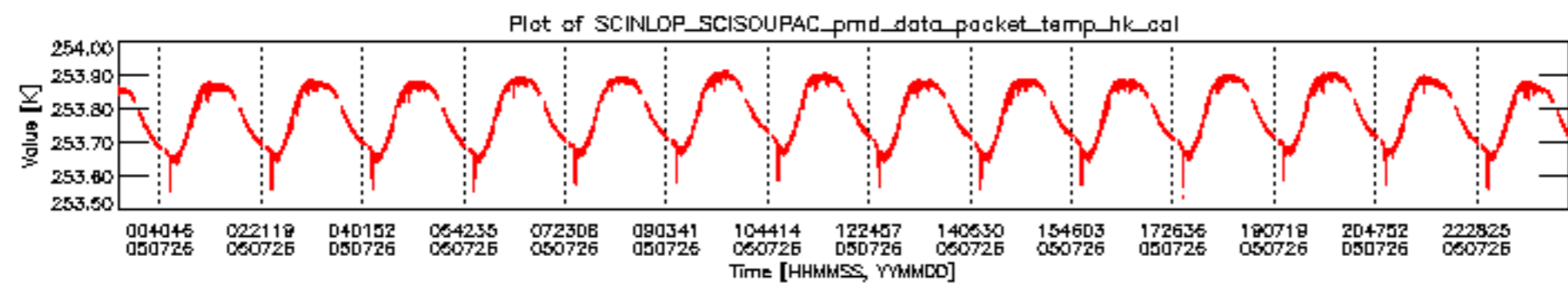
sciamachy_daily_report_level0_PFHS_5_34_N_20050726_5.PNG

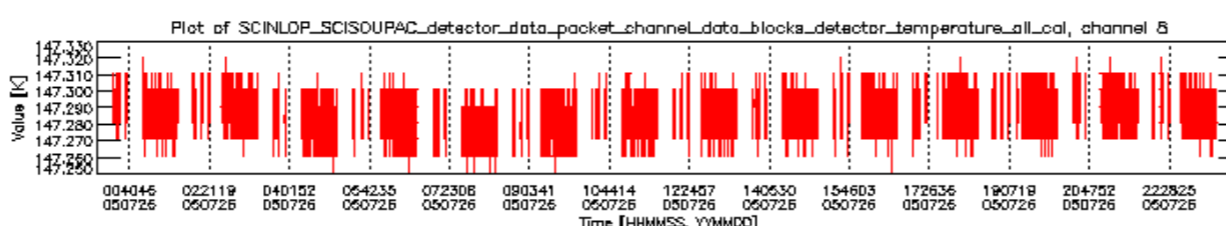
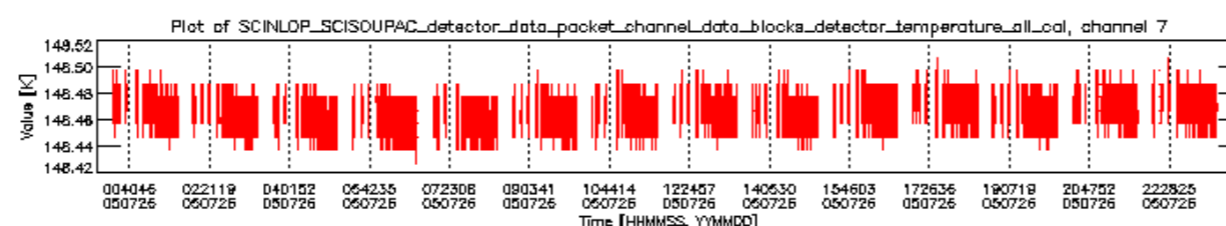
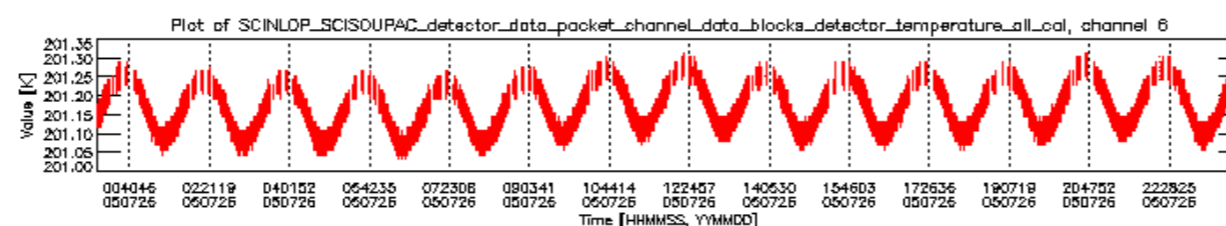
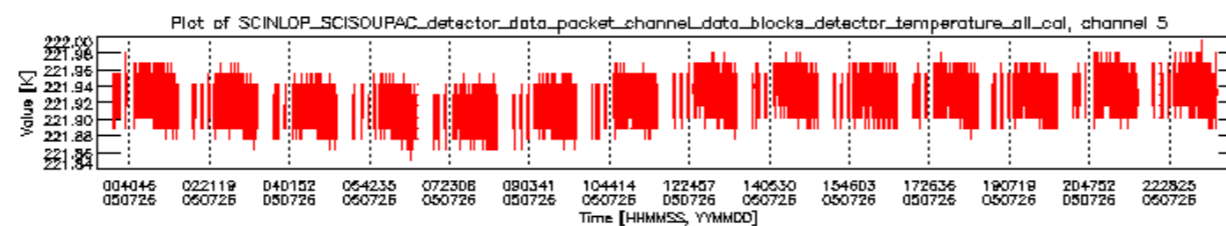
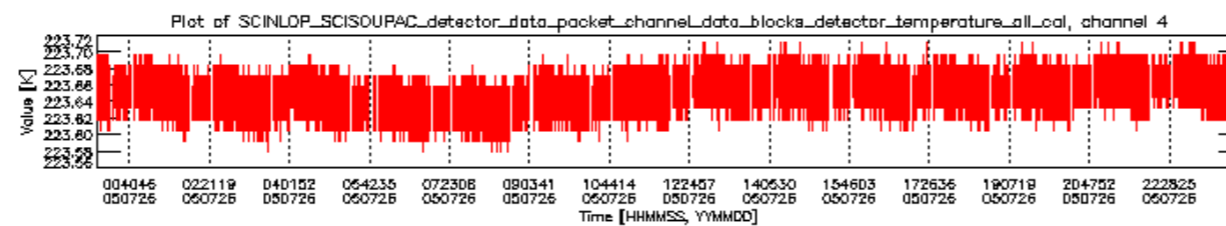
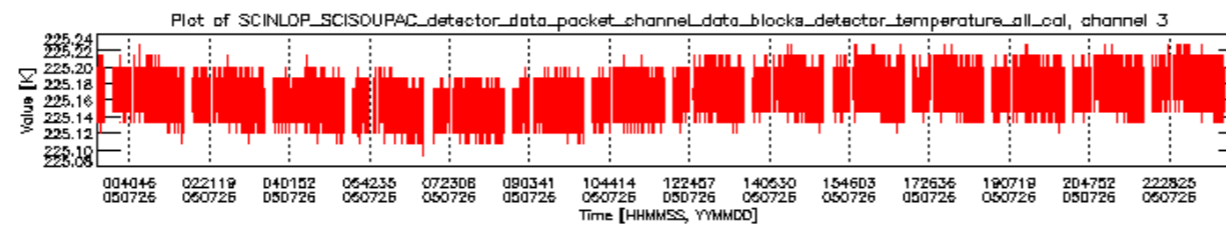
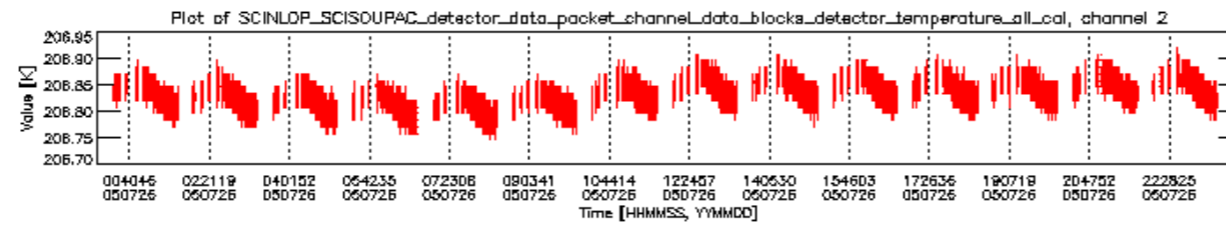
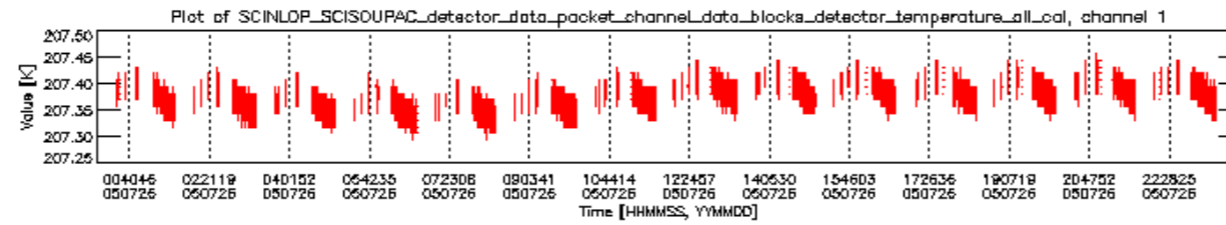



sciamachy_daily_report_level0_PFHS_5_34_N_20050726_6.PNG











Bar plot of ADFs used for ORBIT_STATE_VECTOR_FILE.
See legend for details.

