

0. SCIAMACHY Daily Report for level 0 products

0.1 General Info

0.2 Product Quality Indicators

0.3 ADF monitoring

0.1 General Info

This report contains a daily analysis on parameters extracted from SCIAMACHY level 0 data (The SCI_NL__0P product).

0.1.1 Report summary

The table below shows general characteristics of the data that are included into this report.

Item	Value
Report version	vdraft_20050403
Time of report generation	24JUL2005 00:41:17
Data source version	PFHS/5.33-N
Processing scope for products	20JUL2005 00:00:00 to 21JUL2005 00:00:00
Start time of first product within scope	20JUL2005 06:30:27
Stop time of last product within scope	20JUL2005 20:54:04
Total number of level 0 products	9
Number of level 0 products with errors	9

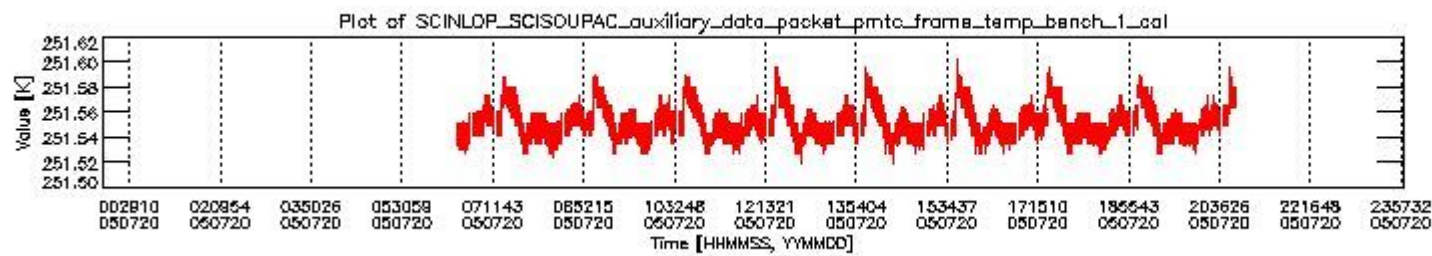
0.1.2 Summary per product

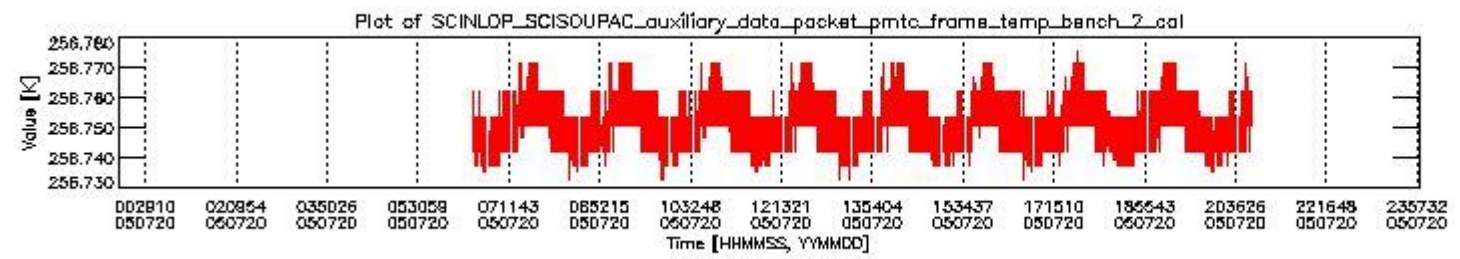
The following table shows a summary for each product used in this report.

#	Product name	Start time	Stop time	Prod err	ISP err sign	ISP miss sign	ISP disc sign	rs sign
0	SCI_NL__0PNPDK20050720_063027_000041492039_00120_17709_0418.N1	20JUL2005 06:30:27	20JUL2005 07:39:37	1	0	1	0	0
1	SCI_NL__0PNPDK20050720_073937_000060912039_00121_17710_0419.N1	20JUL2005 07:39:37	20JUL2005 09:21:09	1	0	1	0	0
2	SCI_NL__0PNPDK20050720_092109_000059802039_00122_17711_0420.N1	20JUL2005 09:21:09	20JUL2005 11:00:49	1	0	1	0	0
3	SCI_NL__0PNPDK20050720_105940_000060362039_00123_17712_0421.N1	20JUL2005 10:59:40	20JUL2005 12:40:16	1	0	1	0	0
4	SCI_NL__0PNPDK20050720_123921_000059672039_00124_17713_0422.N1	20JUL2005 12:39:21	20JUL2005 14:18:48	1	0	1	0	0
5	SCI_NL__0PNPDK20050720_141848_000058552039_00125_17714_0423.N1	20JUL2005 14:18:48	20JUL2005 15:56:24	1	0	1	0	0
6	SCI_NL__0PNPDK20050720_155528_000059452039_00126_17715_0424.N1	20JUL2005 15:55:28	20JUL2005 17:34:34	1	0	1	0	0
7	SCI_NL__0PNPDK20050720_173229_000060192039_00127_17716_0425.N1	20JUL2005 17:32:29	20JUL2005 19:12:48	1	0	1	0	0
8	SCI_NL__0PNPDK20050720_191140_000061432039_00128_17717_0426.N1	20JUL2005 19:11:40	20JUL2005 20:54:04	1	0	1	0	0

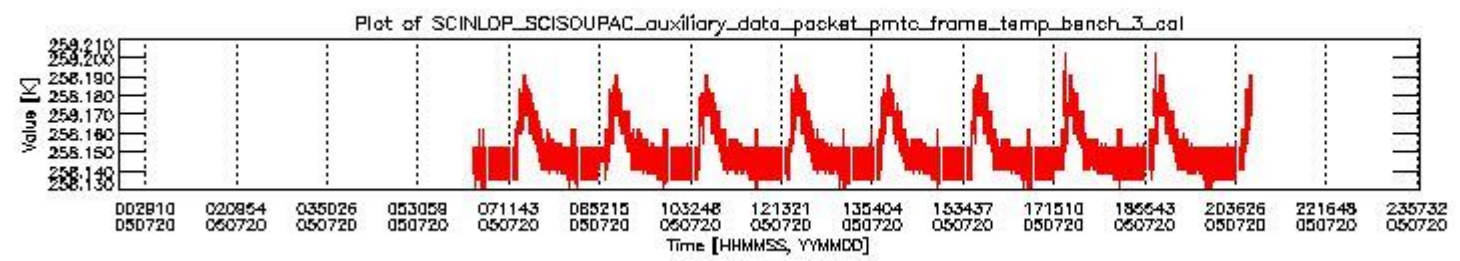
0.2 Product Quality Indicators

This section shows information about product quality, currently temperatures.

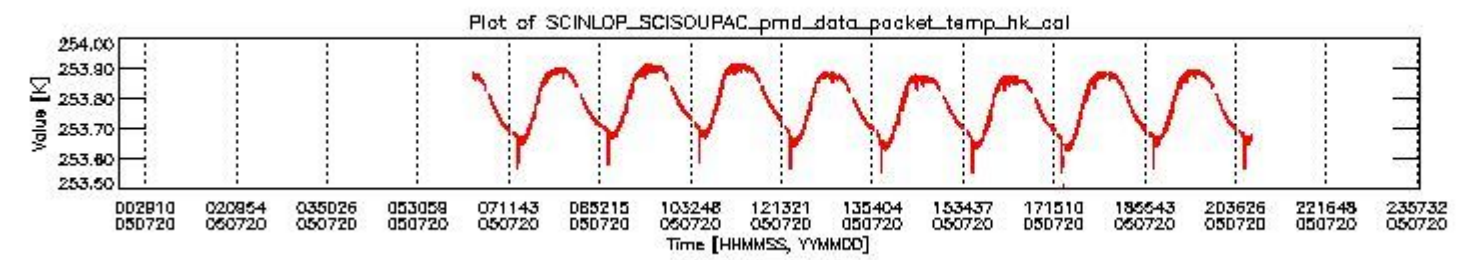




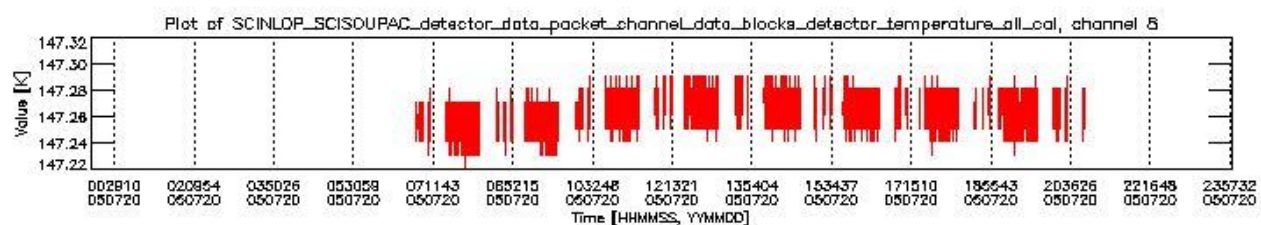
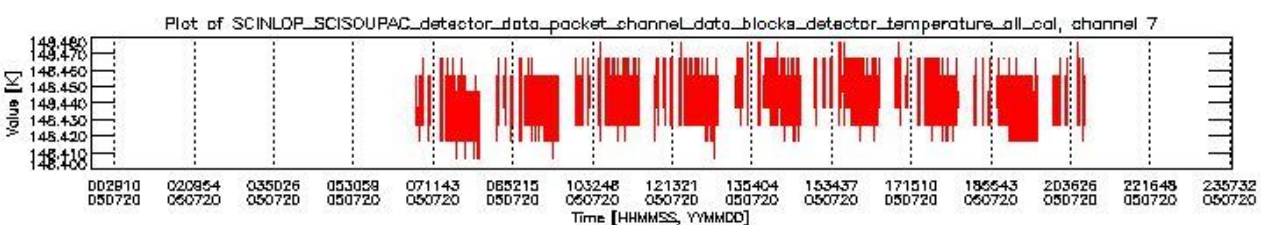
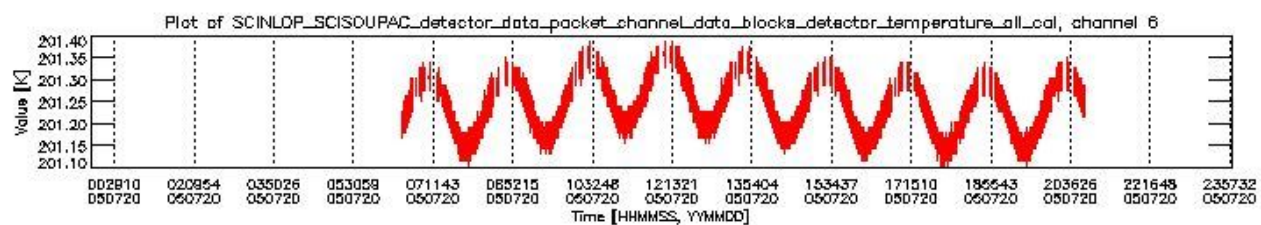
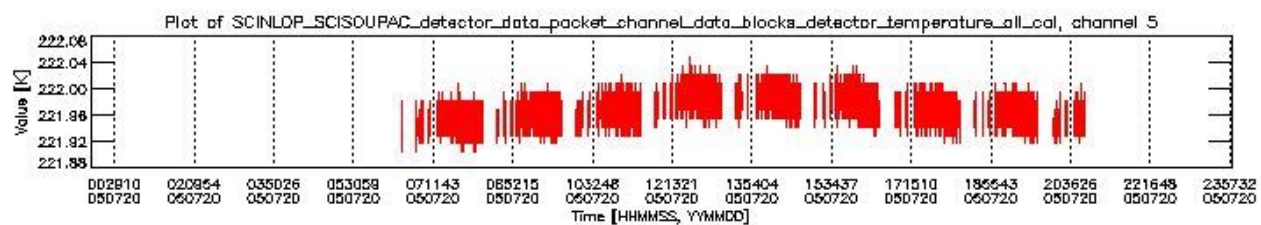
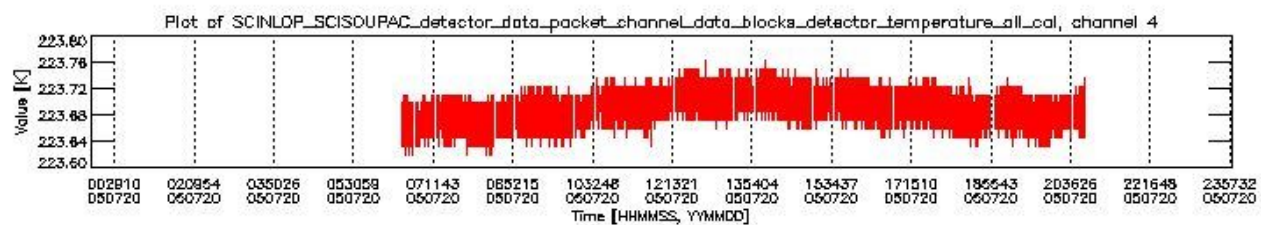
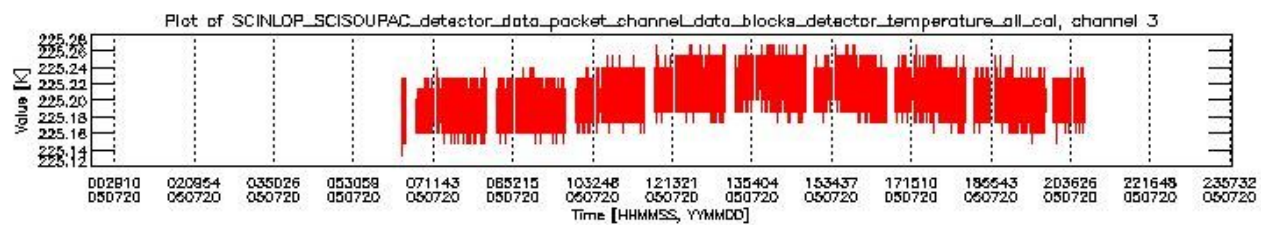
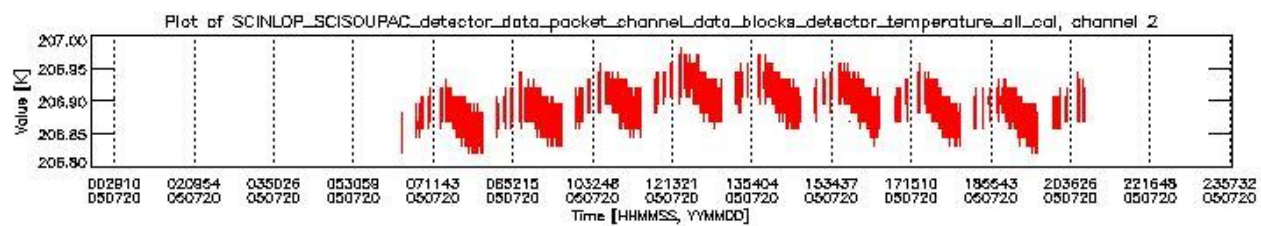
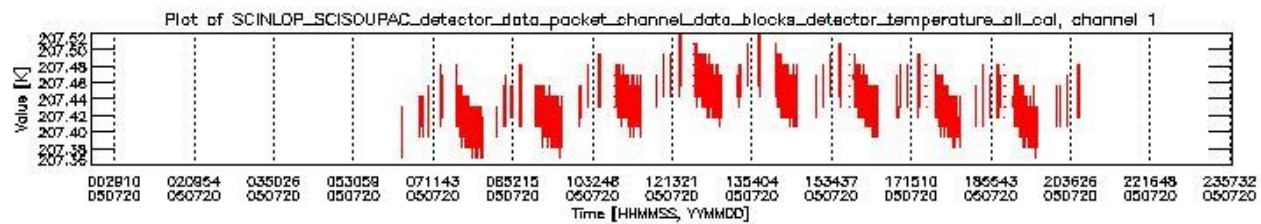
sciamachy_daily_report_level0_PFHS_5_33_N_20050720_1.PNG



sciamachy_daily_report_level0_PFHS_5_33_N_20050720_2.PNG



sciamachy_daily_report_level0_PFHS_5_33_N_20050720_3.PNG



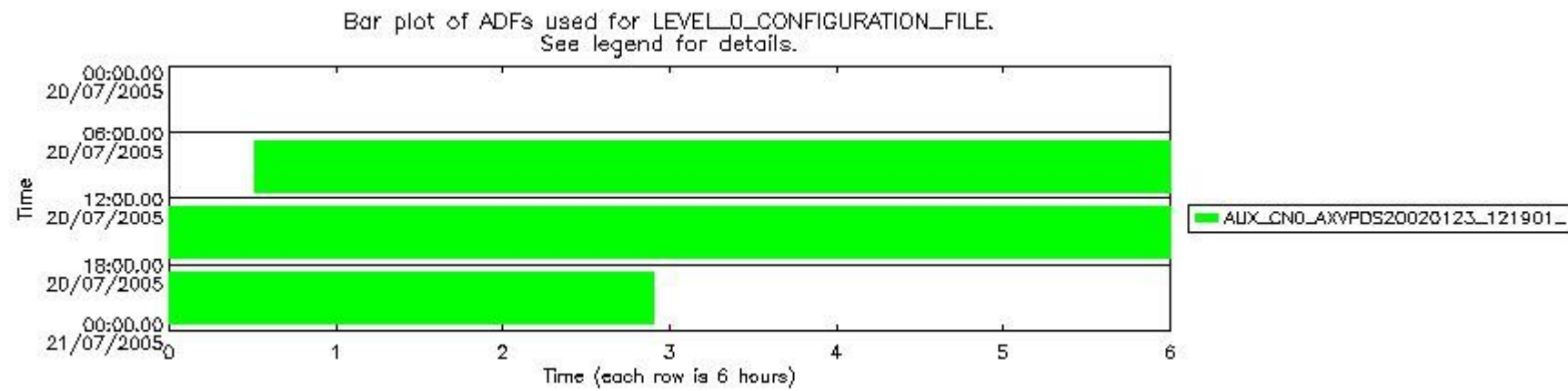
0.3 ADF monitoring

This section shows the (variation in) ADFs used for each of the products. It consists of:

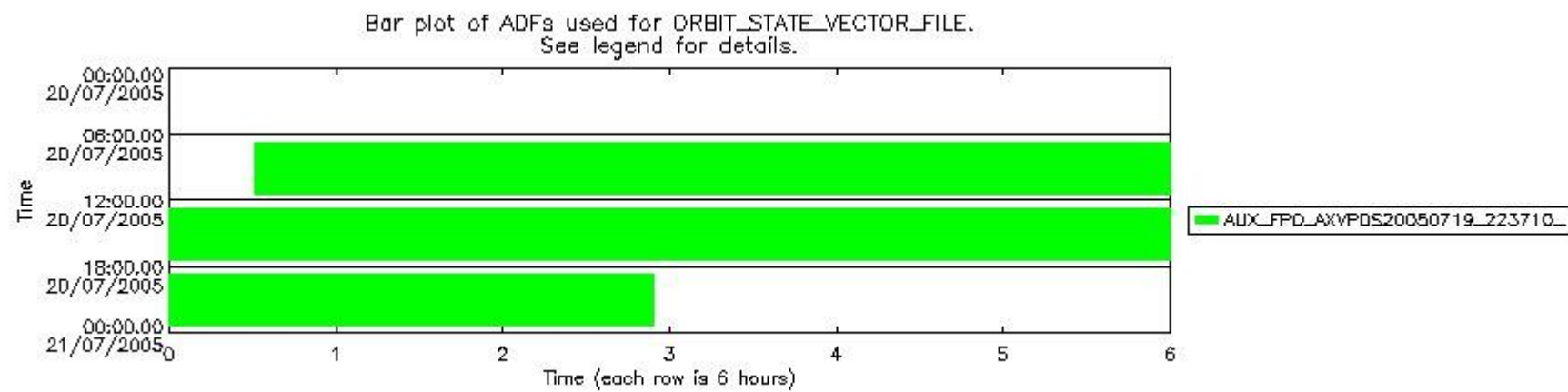
- A table showing which ADFs were used for processing (red values indicate that multiple ADFs of the same type were used)
- Various time line plots, one for each ADF, which show when which ADF was used.

If multiple ADFs of a single type were used, these are marked **red** in the table.

Number	ADF
	CNO (LEVEL_0_CONFIGURATION_FILE)
0	AUX_CNO_AXVPDS20020123_121901_20020101_000000_20200101_000000
	FPO (ORBIT_STATE_VECTOR_FILE)
1	AUX_FPO_AXVPDS20050719_223710_20050719_192725_20050729_205337



sciamachy_daily_report_level0_PFHS_5_33_N_20050720_5.PNG



sciamachy_daily_report_level0_PFHS_5_33_N_20050720_6.PNG

