

0. SCIAMACHY Daily Report for level 0 products

[0.1 General Info](#)

[0.2 Product Quality Indicators](#)

[0.3 ADF monitoring](#)

0.1 General Info

This report contains a daily analysis on parameters extracted from SCIAMACHY level 0 data (The SCI_NL__0P product).

0.1.1 Report summary

The table below shows general characteristics of the data that are included into this report.

Item	Value
Report version	vdraft_20050403
Time of report generation	23JUL2005 01:20:55
Data source version	PFHS/5.33-N
Processing scope for products	19JUL2005 00:00:00 to 20JUL2005 00:00:00
Start time of first product within scope	19JUL2005 07:02:47
Stop time of last product within scope	19JUL2005 19:42:06
Total number of level 0 products	7
Number of level 0 products with errors	7

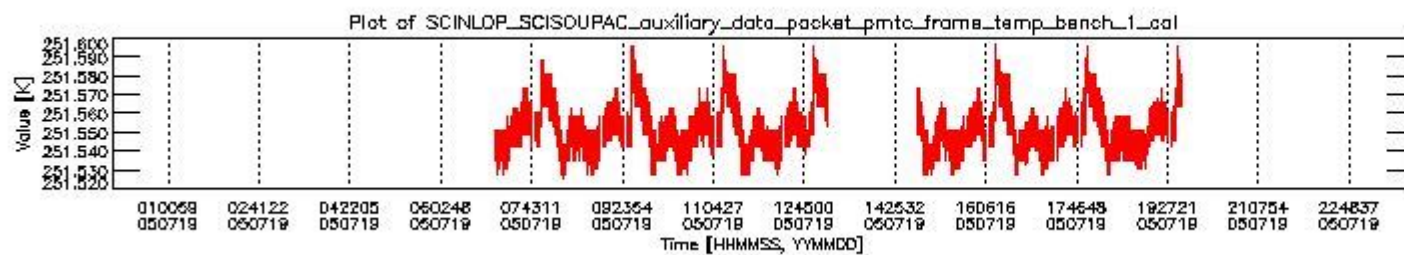
0.1.2 Summary per product

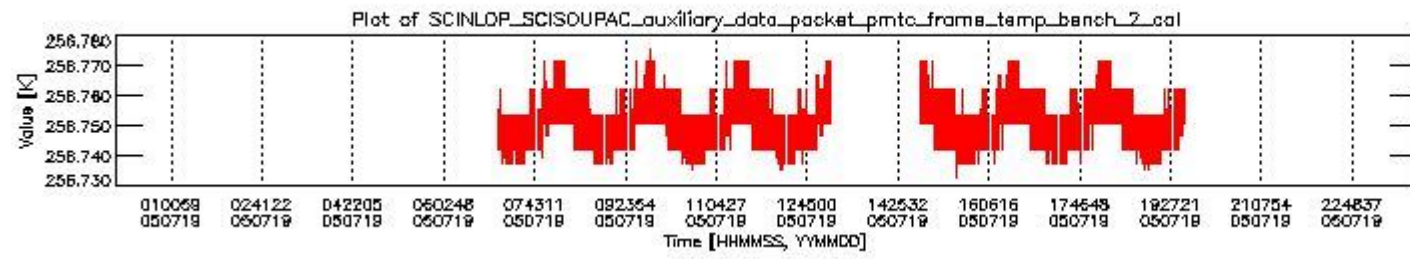
The following table shows a summary for each product used in this report.

#	Product name	Start time	Stop time	Prod err	ISP err sign	ISP miss sign	ISP disc sign	rs sign
0	SCI_NL__0PNPDK20050719_070247_000040362039_00106_17695_0410.N1	19JUL2005 07:02:47	19JUL2005 08:10:03	1	0	1	0	0
1	SCI_NL__0PNPDK20050719_081003_000061602039_00107_17696_0411.N1	19JUL2005 08:10:03	19JUL2005 09:52:43	1	0	1	0	0
2	SCI_NL__0PNPDK20050719_095147_000059672039_00108_17697_0412.N1	19JUL2005 09:51:47	19JUL2005 11:31:15	1	0	1	0	0
3	SCI_NL__0PNPDK20050719_113115_000059802039_00109_17698_0413.N1	19JUL2005 11:31:15	19JUL2005 13:10:55	1	0	1	0	0
4	SCI_NL__0PNPDK20050719_144927_000058432039_00111_17700_0415.N1	19JUL2005 14:49:27	19JUL2005 16:26:50	1	0	1	0	0
5	SCI_NL__0PNPDK20050719_162445_000059582039_00112_17701_0416.N1	19JUL2005 16:24:45	19JUL2005 18:04:04	1	0	1	0	0
6	SCI_NL__0PNPDK20050719_180159_000060062039_00113_17702_0417.N1	19JUL2005 18:01:59	19JUL2005 19:42:06	1	0	1	0	0

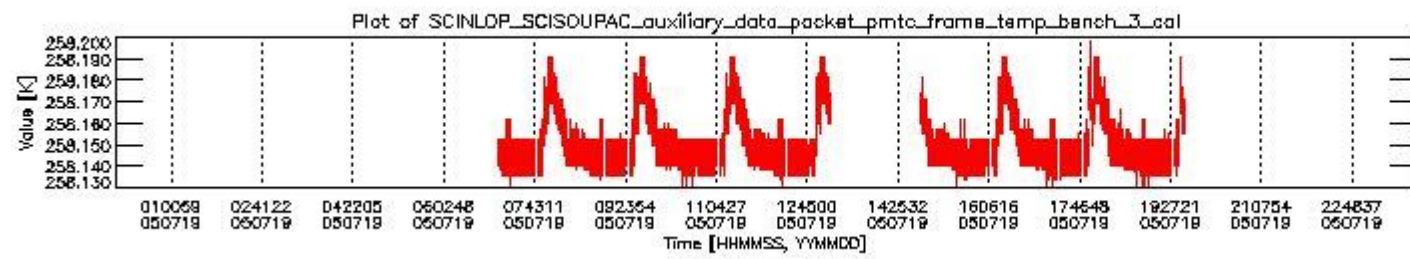
0.2 Product Quality Indicators

This section shows information about product quality, currently temperatures.

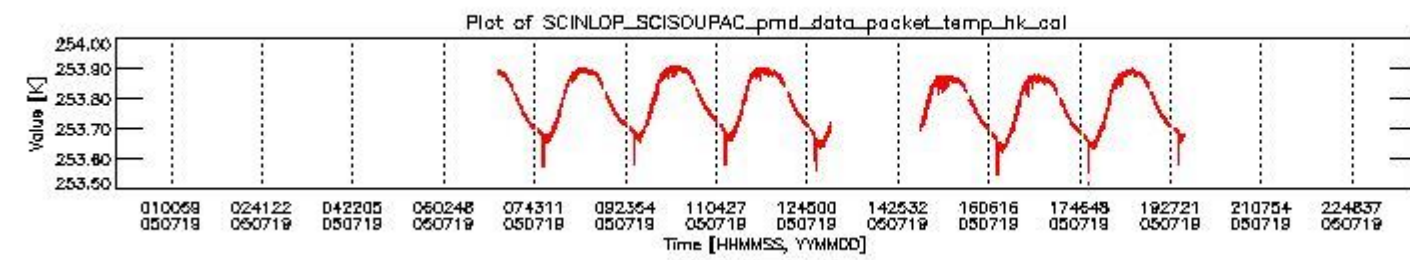




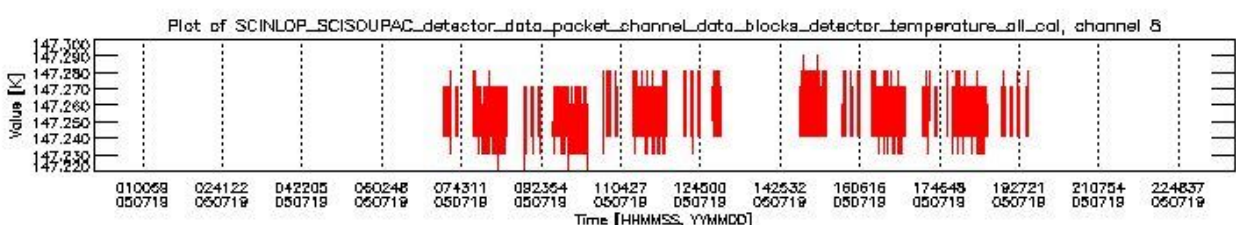
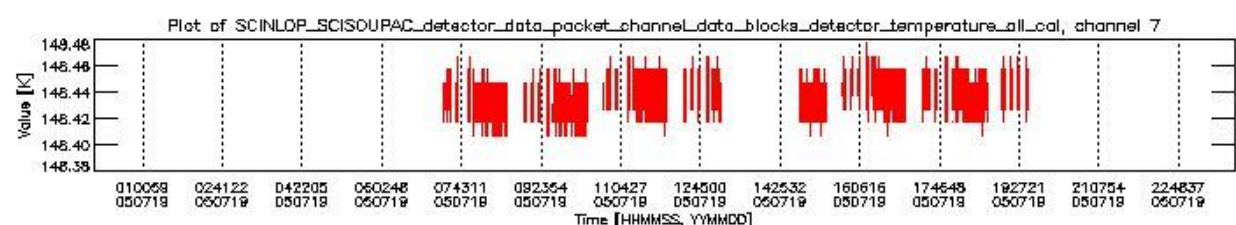
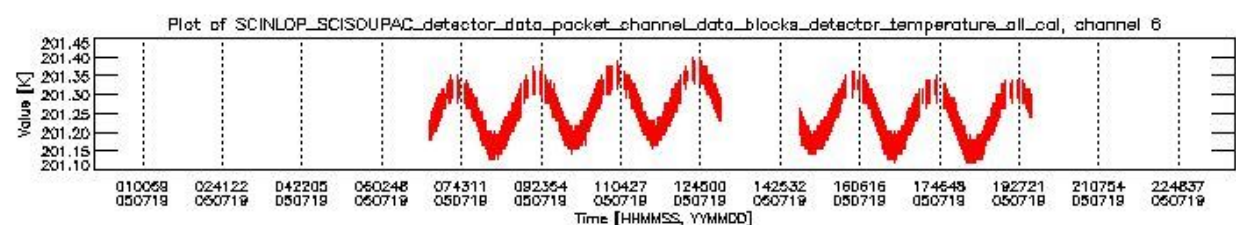
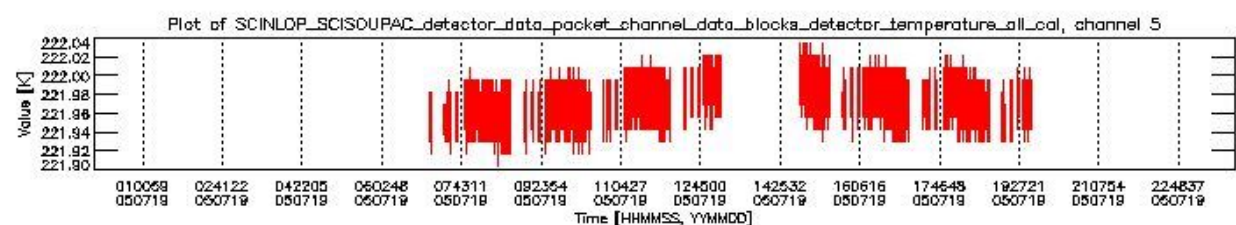
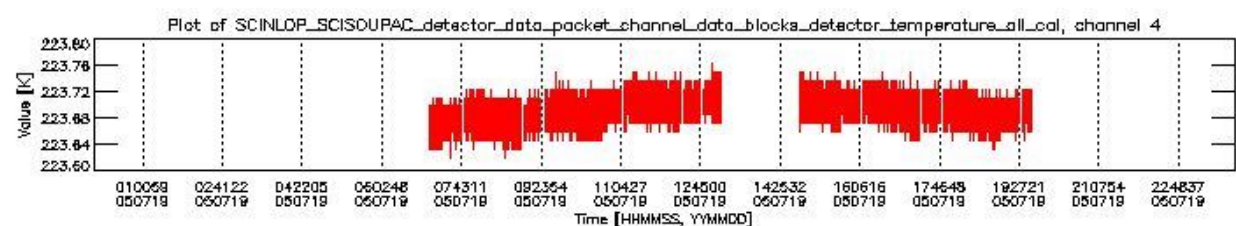
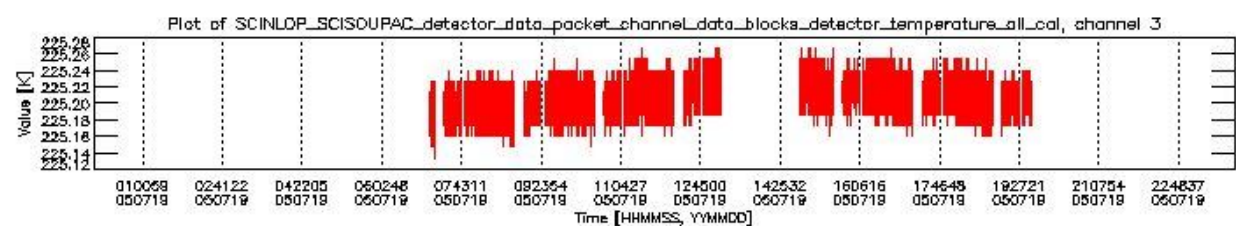
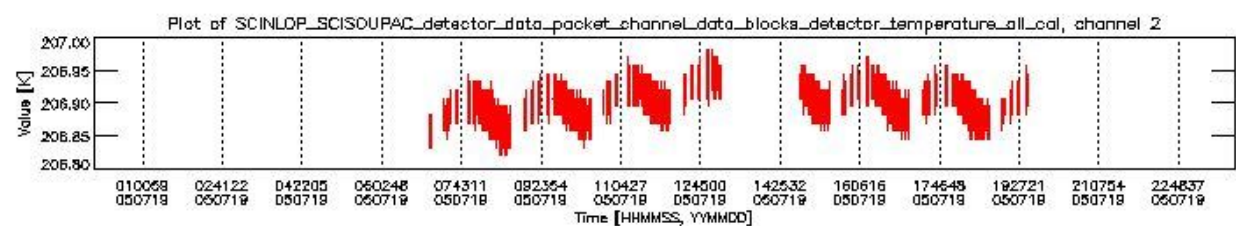
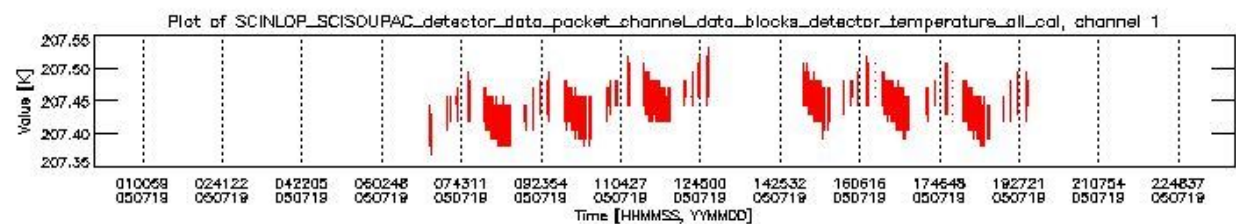
sciamachy_daily_report_level0_PFHS_5_33_N_20050719_1.PNG



sciamachy_daily_report_level0_PFHS_5_33_N_20050719_2.PNG



sciamachy_daily_report_level0_PFHS_5_33_N_20050719_3.PNG



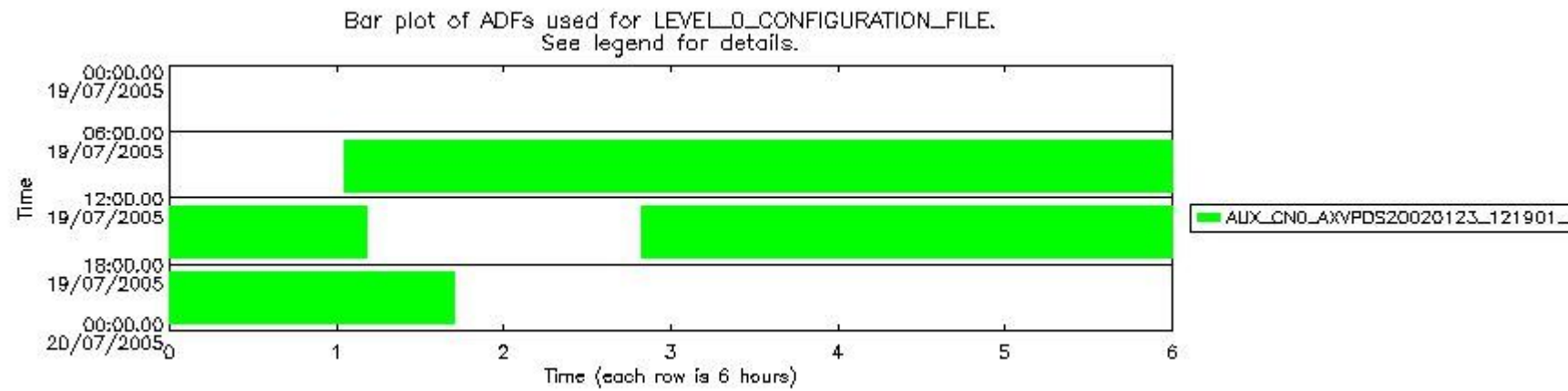
0.3 ADF monitoring

This section shows the (variation in) ADFs used for each of the products. It consists of:

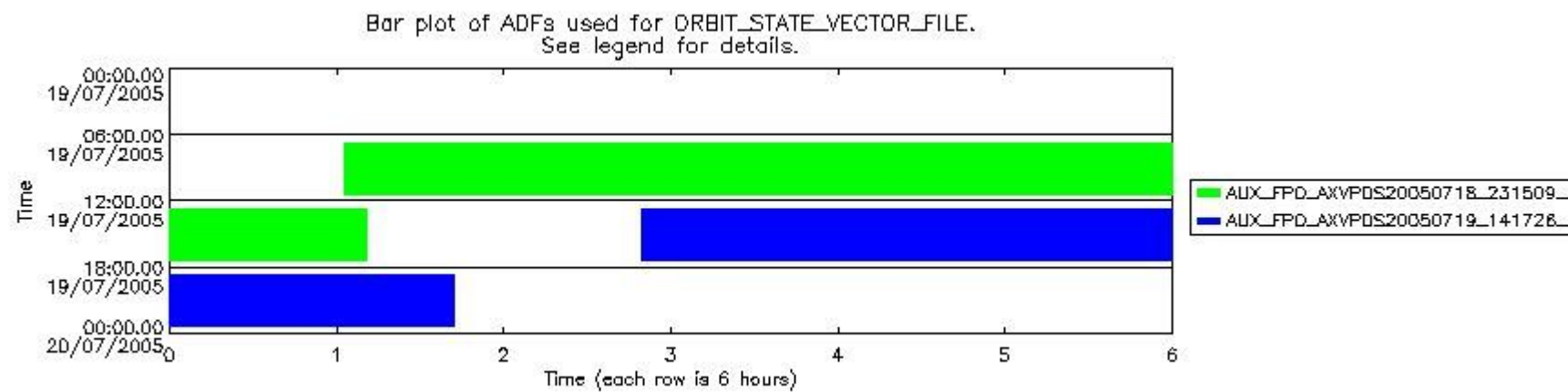
- A table showing which ADFs were used for processing (red values indicate that multiple ADFs of the same type were used)
- Various time line plots, one for each ADF, which show when which ADF was used.

If multiple ADFs of a single type were used, these are marked **red** in the table.

Number	ADF
	CNO (LEVEL_0_CONFIGURATION_FILE)
0	AUX_CNO_AXVPDS20020123_121901_20020101_000000_20200101_000000
	FPO (ORBIT_STATE_VECTOR_FILE)
1	AUX_FPO_AXVPDS20050718_231509_20050718_195902_20050728_212514
2	AUX_FPO_AXVPDS20050719_141726_20050715_195317_20050725_211930



sciamachy_daily_report_level0_PFHS_5_33_N_20050719_5.PNG



sciamachy_daily_report_level0_PFHS_5_33_N_20050719_6.PNG

