

# 0. SCIAMACHY Daily Report for level 0 products

## 0.1 General Info

### 0.2 Product Quality Indicators

### 0.3 ADF monitoring

## 0.1 General Info

This report contains a daily analysis on parameters extracted from SCIAMACHY level 0 data (The SCI\_NL\_\_0P product).

### 0.1.1 Report summary

The table below shows general characteristics of the data that are included into this report.

Item	Value
Report version	vdraft_20050403
Time of report generation	13JUL2005 01:51:22
Data source version	PFHS/5.33-N
Processing scope for products	09JUL2005 00:00:00 to 10JUL2005 00:00:00
Start time of first product within scope	08JUL2005 23:21:08
Stop time of last product within scope	10JUL2005 00:31:45
Total number of level 0 products	12
Number of level 0 products with errors	12

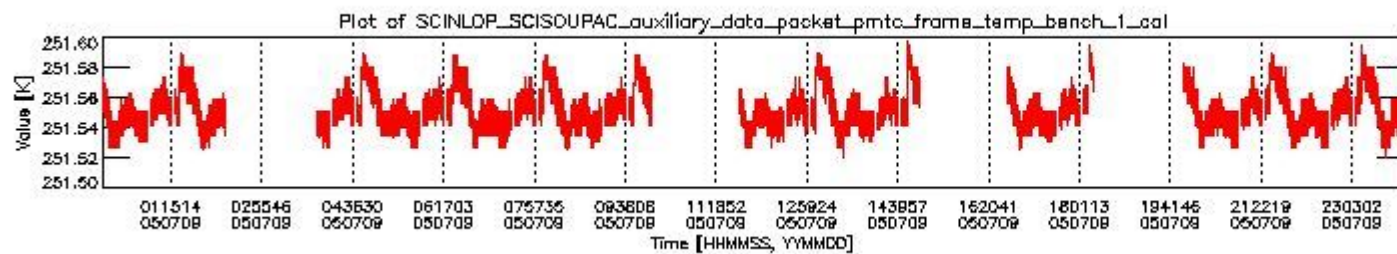
### 0.1.2 Summary per product

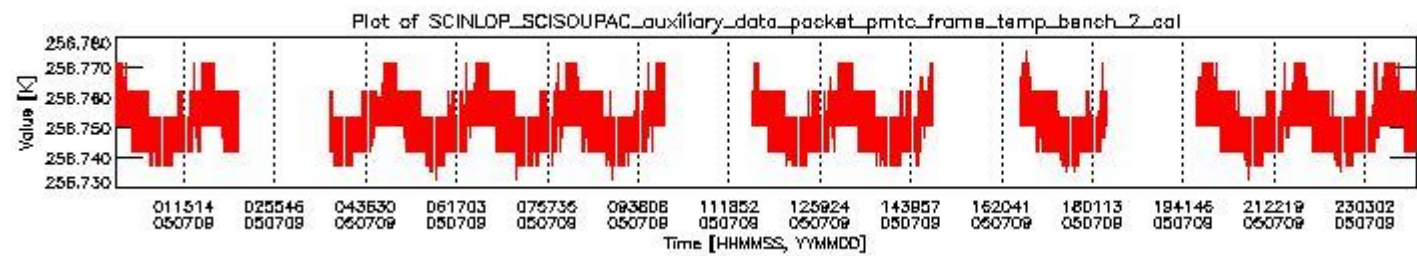
The following table shows a summary for each product used in this report.

#	Product name	Start time	Stop time	Prod err	ISP err sign	ISP miss sign	ISP disc sign	rs sign
0	SCI_NL__0PNPDE20050708_232108_000061752038_00459_17547_0251.N1	08JUL2005 23:21:08	09JUL2005 01:04:03	1	0	1	0	0
1	SCI_NL__0PNPDE20050709_010236_000043482038_00460_17548_0252.N1	09JUL2005 01:02:36	09JUL2005 02:15:04	1	0	1	0	0
2	SCI_NL__0PNPDE20050709_035636_000060362038_00462_17550_0254.N1	09JUL2005 03:56:36	09JUL2005 05:37:12	1	0	1	0	0
3	SCI_NL__0PNPDE20050709_053616_000061472038_00463_17551_0255.N1	09JUL2005 05:36:16	09JUL2005 07:18:44	1	0	1	0	0
4	SCI_NL__0PNPDK20050709_071748_000039892038_00464_17552_0309.N1	09JUL2005 07:17:48	09JUL2005 08:24:18	1	0	1	0	0
5	SCI_NL__0PNPDK20050709_082418_000061472038_00465_17553_0310.N1	09JUL2005 08:24:18	09JUL2005 10:06:45	1	0	1	0	0
6	SCI_NL__0PNPDK20050709_114421_000060352038_00467_17555_0312.N1	09JUL2005 11:44:21	09JUL2005 13:24:57	1	0	1	0	0
7	SCI_NL__0PNPDK20050709_132348_000059802038_00468_17556_0313.N1	09JUL2005 13:23:48	09JUL2005 15:03:28	1	0	1	0	0
8	SCI_NL__0PNPDK20050709_164052_000056522038_00470_17558_0322.N1	09JUL2005 16:40:52	09JUL2005 18:15:04	1	0	1	0	0
9	SCI_NL__0PNPDE20050709_195511_000040862038_00472_17560_0256.N1	09JUL2005 19:55:11	09JUL2005 21:03:17	1	0	1	0	0
10	SCI_NL__0PNPDE20050709_210243_000064932038_00472_17560_0258.N1	09JUL2005 21:02:43	09JUL2005 22:50:56	1	0	1	0	0
11	SCI_NL__0PNPDE20050709_224933_000061322038_00473_17561_0259.N1	09JUL2005 22:49:33	10JUL2005 00:31:45	1	0	1	0	0

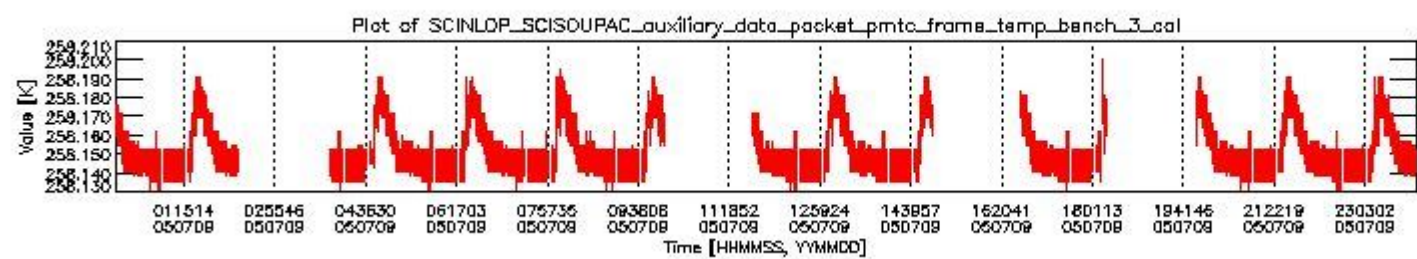
## 0.2 Product Quality Indicators

This section shows information about product quality, currently temperatures.

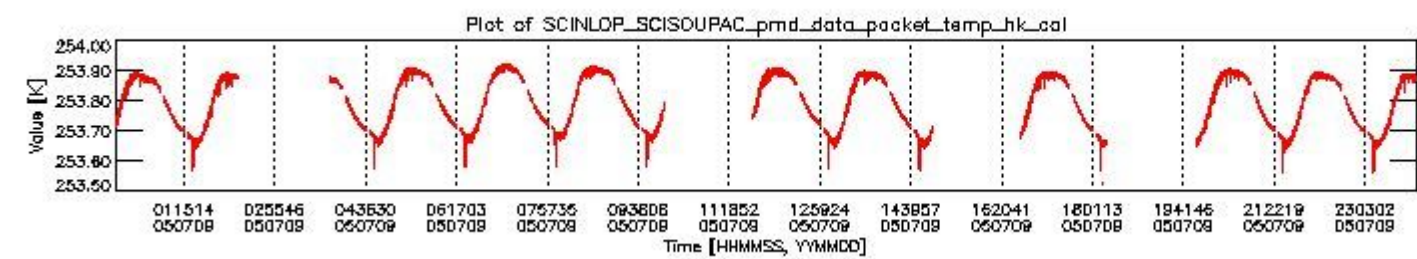




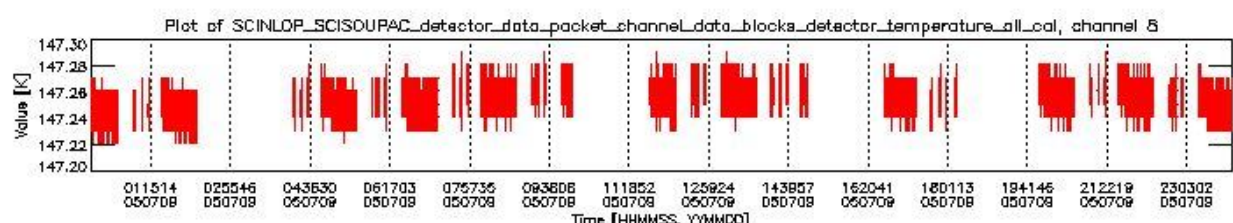
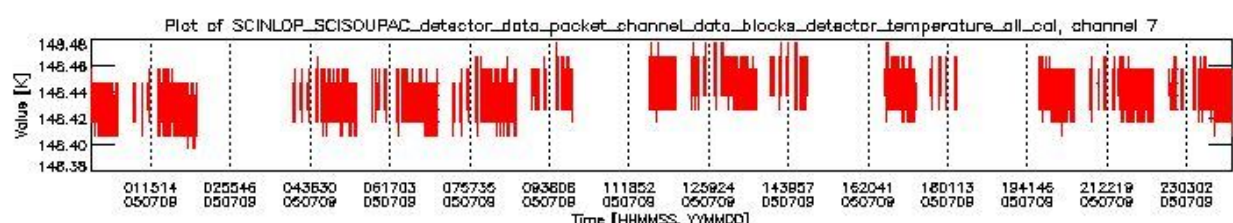
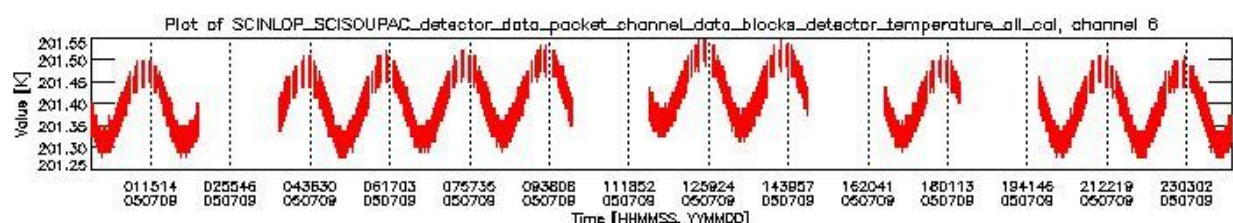
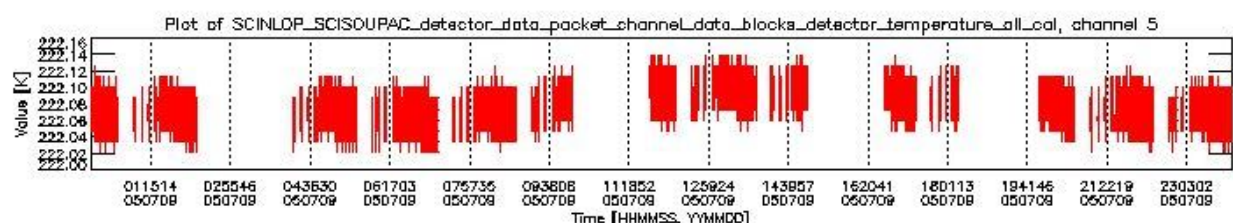
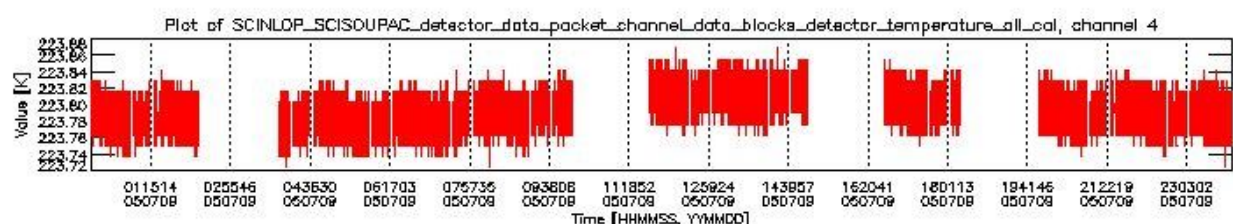
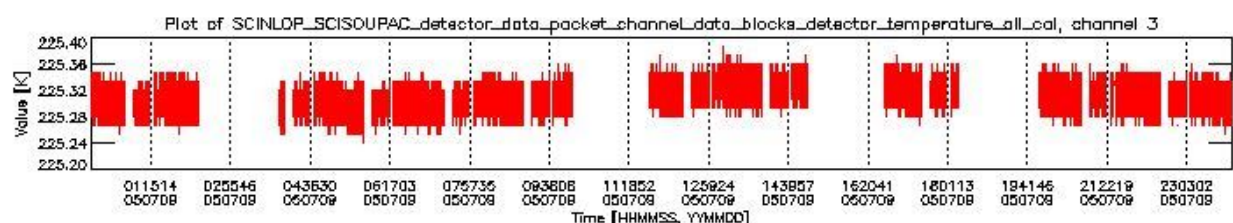
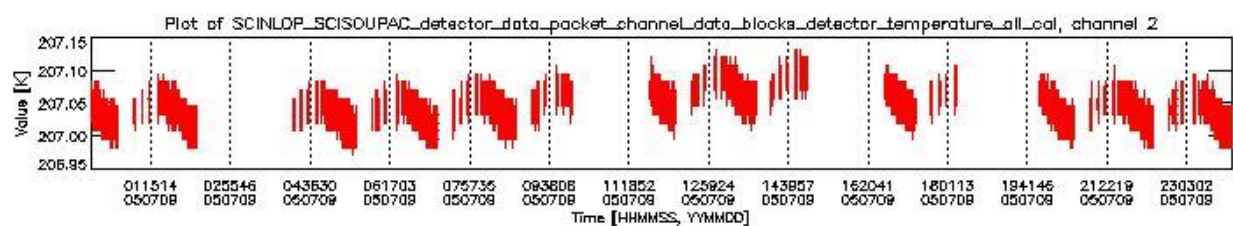
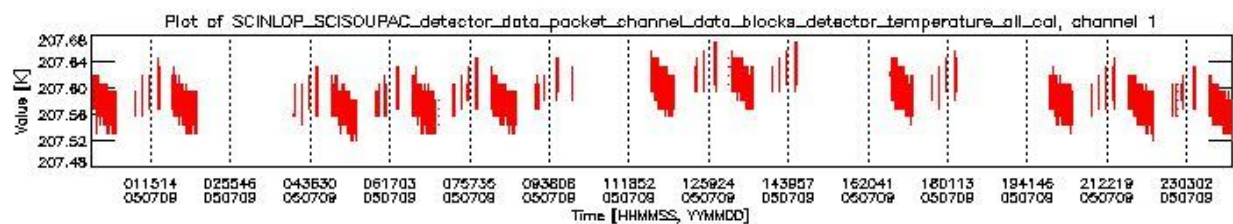
sciamachy\_daily\_report\_level0\_PFHS\_5\_33\_N\_20050709\_1.PNG



sciamachy\_daily\_report\_level0\_PFHS\_5\_33\_N\_20050709\_2.PNG



sciamachy\_daily\_report\_level0\_PFHS\_5\_33\_N\_20050709\_3.PNG



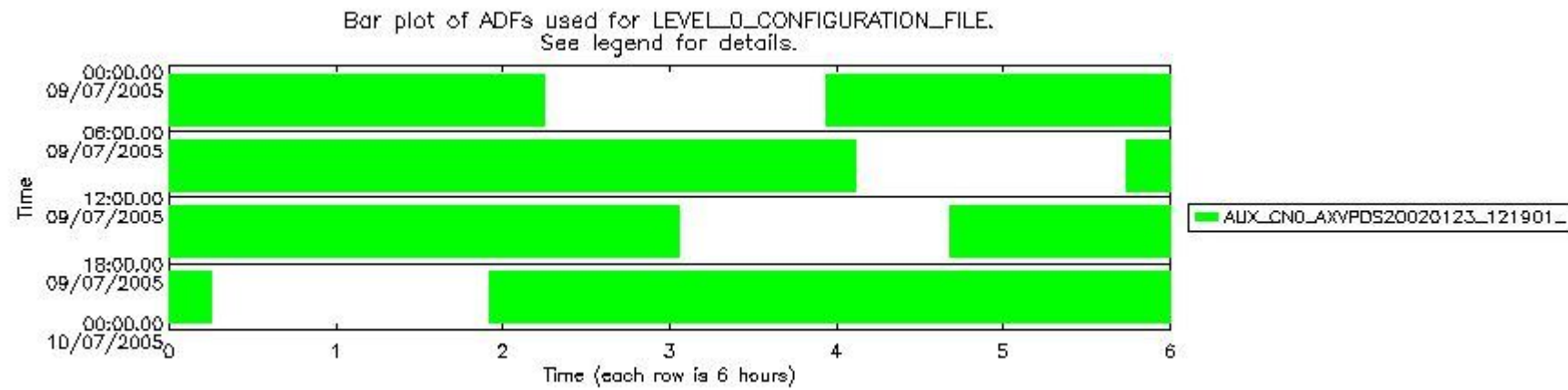
### 0.3 ADF monitoring

This section shows the (variation in) ADFs used for each of the products. It consists of:

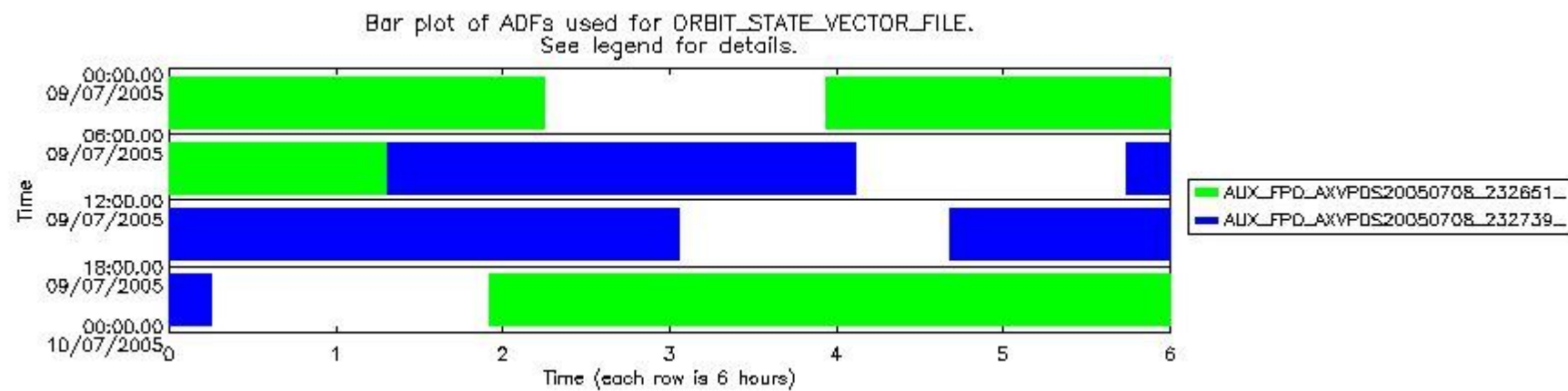
- A table showing which ADFs were used for processing (red values indicate that multiple ADFs of the same type were used)
- Various time line plots, one for each ADF, which show when which ADF was used.

If multiple ADFs of a single type were used, these are marked **red** in the table.

Number	ADF
	<b>CNO (LEVEL_0_CONFIGURATION_FILE)</b>
0	AUX_CNO_AXVPDS20020123_121901_20020101_000000_20200101_000000
	<b>FPO (ORBIT_STATE_VECTOR_FILE)</b>
1	AUX_FPO_AXVPDS20050708_232651_20050708_183249_20050718_213938
2	AUX_FPO_AXVPDS20050708_232739_20050708_183249_20050718_213938



sciamachy\_daily\_report\_level0\_PFHS\_5\_33\_N\_20050709\_5.PNG



sciamachy\_daily\_report\_level0\_PFHS\_5\_33\_N\_20050709\_6.PNG

