

0. SCIAMACHY Daily Report for level 0 products

[0.1 General Info](#)

[0.2 Product Quality Indicators](#)

[0.3 ADF monitoring](#)

0.1 General Info

This report contains a daily analysis on parameters extracted from SCIAMACHY level 0 data (The SCI_NL__0P product).

0.1.1 Report summary

The table below shows general characteristics of the data that are included into this report.

Item	Value
Report version	vdraft_20050403
Time of report generation	07JUL2005 14:05:06
Data source version	PFHS/5.33-N
Processing scope for products	03JUL2005 00:00:00 to 04JUL2005 00:00:00
Start time of first product within scope	02JUL2005 23:10:51
Stop time of last product within scope	04JUL2005 00:20:47
Total number of level 0 products	16
Number of level 0 products with errors	16

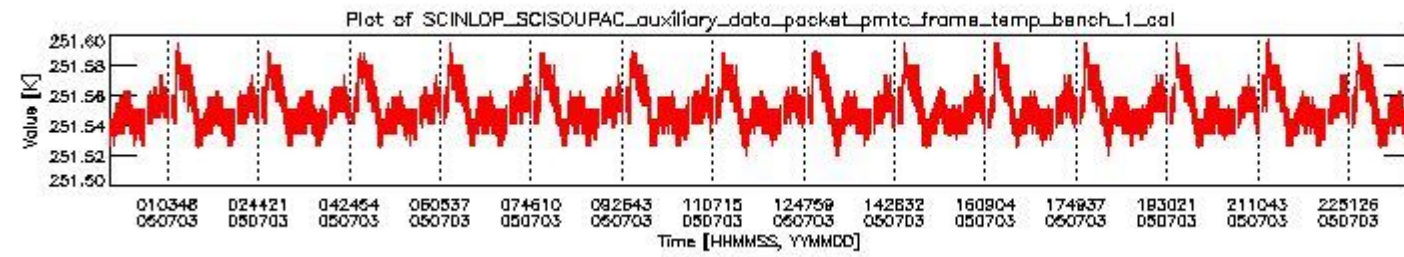
0.1.2 Summary per product

The following table shows a summary for each product used in this report.

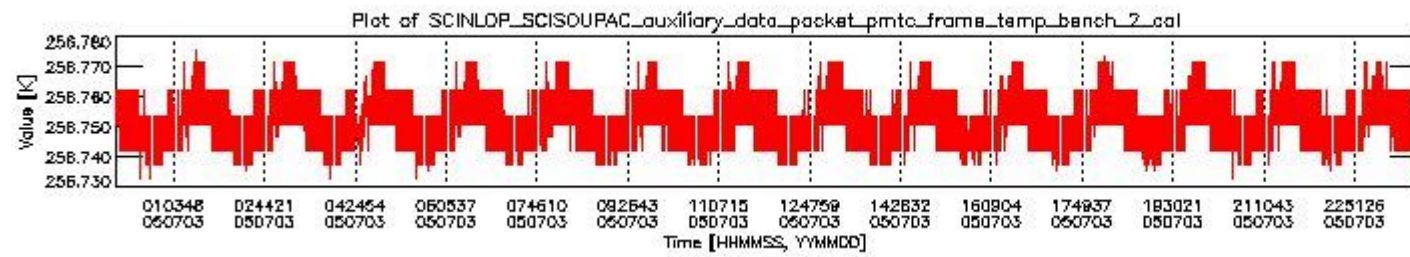
#	Product name	Start time	Stop time	Prod err	ISP err sign	ISP miss sign	ISP disc sign	rs sign
0	SCI_NL__0PNPDE20050702_231051_000060912038_00373_17461_0211.N1	02JUL2005 23:10:51	03JUL2005 00:52:23	1	0	1	0	0
1	SCI_NL__0PNPDE20050703_005055_000043522038_00374_17462_0212.N1	03JUL2005 00:50:55	03JUL2005 02:03:28	1	0	1	0	0
2	SCI_NL__0PNPDE20050703_020219_000061602038_00375_17463_0213.N1	03JUL2005 02:02:19	03JUL2005 03:44:59	1	0	1	0	0
3	SCI_NL__0PNPDE20050703_034459_000060362038_00376_17464_0214.N1	03JUL2005 03:44:59	03JUL2005 05:25:35	1	0	1	0	0
4	SCI_NL__0PNPDE20050703_052440_000060232038_00377_17465_0215.N1	03JUL2005 05:24:40	03JUL2005 07:05:03	1	0	1	0	0
5	SCI_NL__0PNPDK20050703_070407_000041692038_00378_17466_0251.N1	03JUL2005 07:04:07	03JUL2005 08:13:37	1	0	1	0	0
6	SCI_NL__0PNPDK20050703_081228_000061602038_00379_17467_0252.N1	03JUL2005 08:12:28	03JUL2005 09:55:08	1	0	1	0	0
7	SCI_NL__0PNPDK20050703_095508_000059242038_00380_17468_0253.N1	03JUL2005 09:55:08	03JUL2005 11:33:53	1	0	1	0	0
8	SCI_NL__0PNPDK20050703_113244_000060912038_00381_17469_0254.N1	03JUL2005 11:32:44	03JUL2005 13:14:16	1	0	1	0	0
9	SCI_NL__0PNPDK20050703_131320_000059802038_00382_17470_0255.N1	03JUL2005 13:13:20	03JUL2005 14:53:00	1	0	1	0	0
10	SCI_NL__0PNPDK20050703_145152_000059112038_00383_17471_0256.N1	03JUL2005 14:51:52	03JUL2005 16:30:23	1	0	1	0	0
11	SCI_NL__0PNPDK20050703_162915_000059002038_00384_17472_0257.N1	03JUL2005 16:29:15	03JUL2005 18:07:35	1	0	1	0	0
12	SCI_NL__0PNPDK20050703_180639_000059942038_00385_17473_0258.N1	03JUL2005 18:06:39	03JUL2005 19:46:34	1	0	1	0	0
13	SCI_NL__0PNPDE20050703_194429_000041542038_00386_17474_0216.N1	03JUL2005 19:44:29	03JUL2005 20:53:43	1	0	1	0	0
14	SCI_NL__0PNPDE20050703_205136_000065472038_00386_17474_0217.N1	03JUL2005 20:51:36	03JUL2005 22:40:43	1	0	1	0	0
15	SCI_NL__0PNPDE20050703_223915_000060912038_00387_17475_0218.N1	03JUL2005 22:39:15	04JUL2005 00:20:47	1	0	1	0	0

0.2 Product Quality Indicators

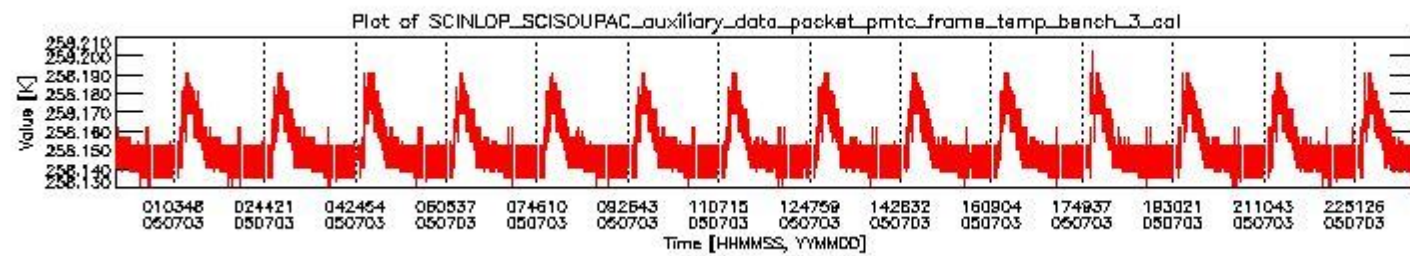
This section shows information about product quality, currently temperatures.



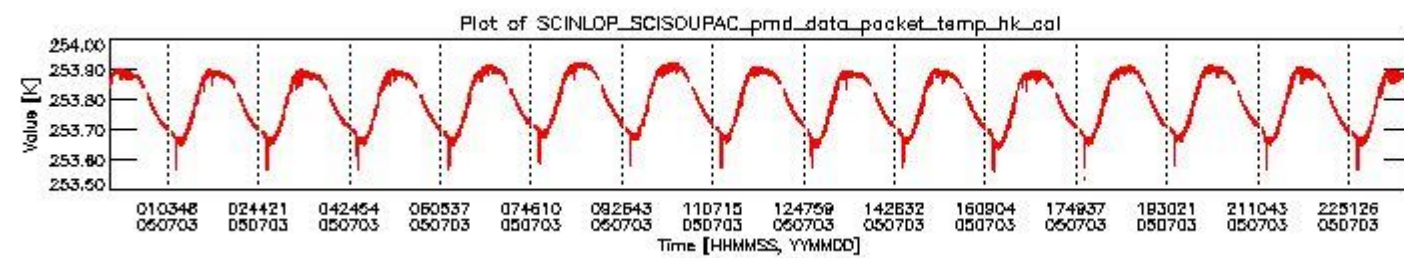
sciamachy_daily_report_level0_PFHS_5_33_N_20050703_0.PNG



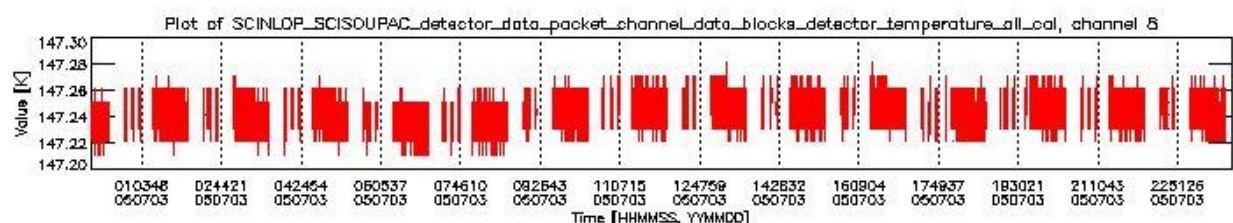
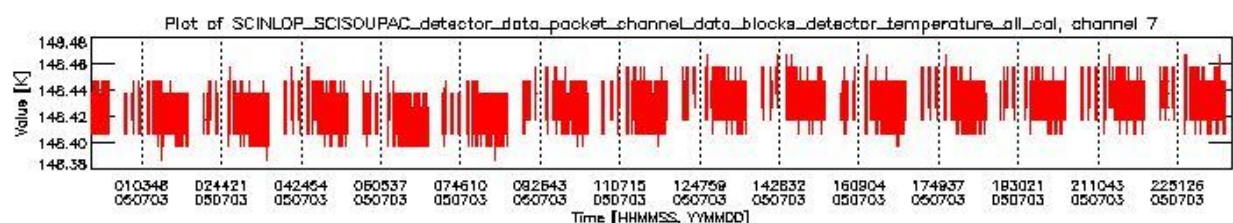
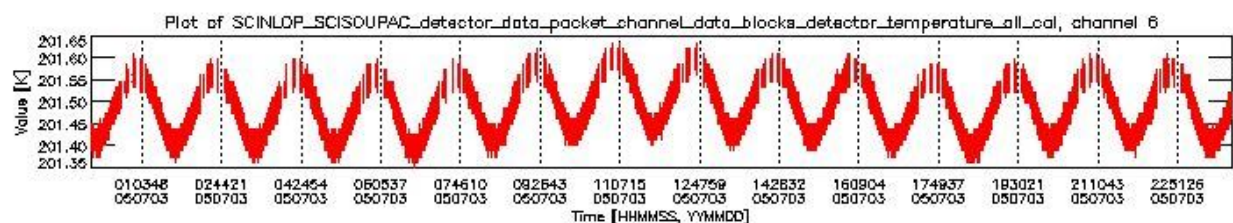
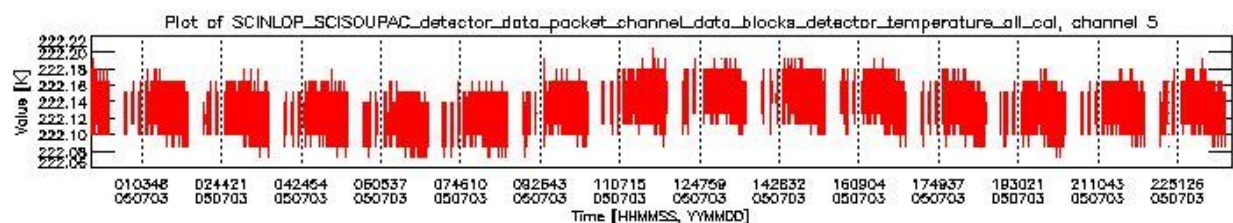
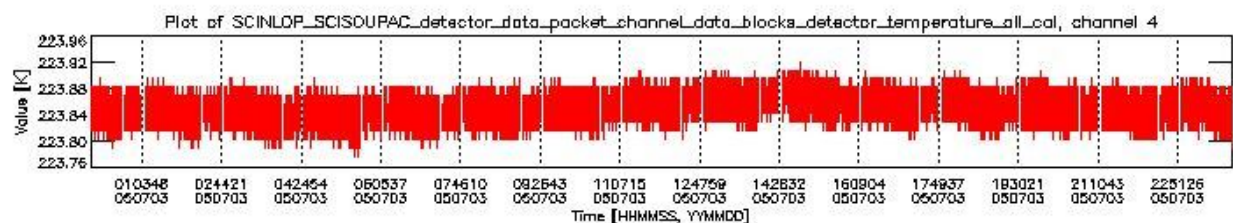
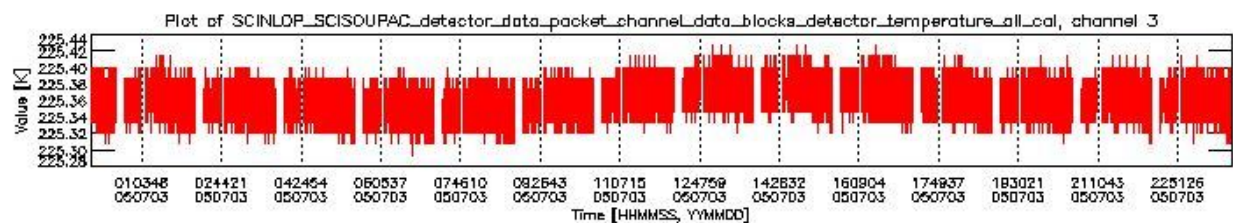
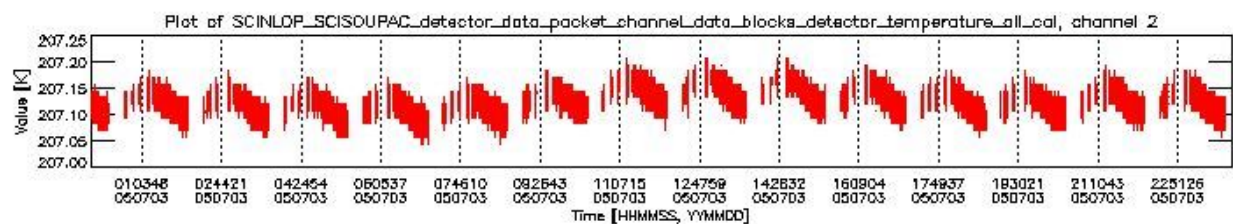
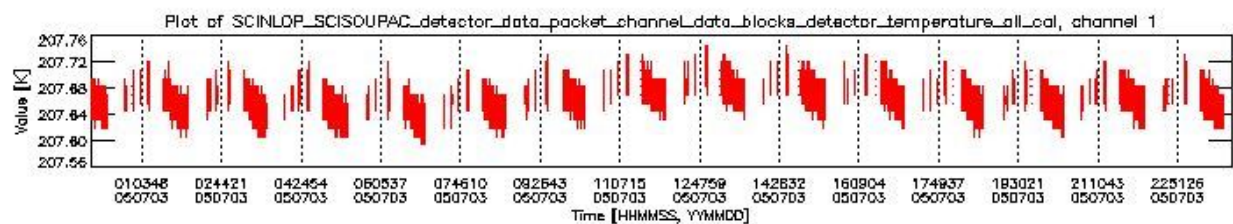
sciamachy_daily_report_level0_PFHS_5_33_N_20050703_1.PNG



sciamachy_daily_report_level0_PFHS_5_33_N_20050703_2.PNG



sciamachy_daily_report_level0_PFHS_5_33_N_20050703_3.PNG



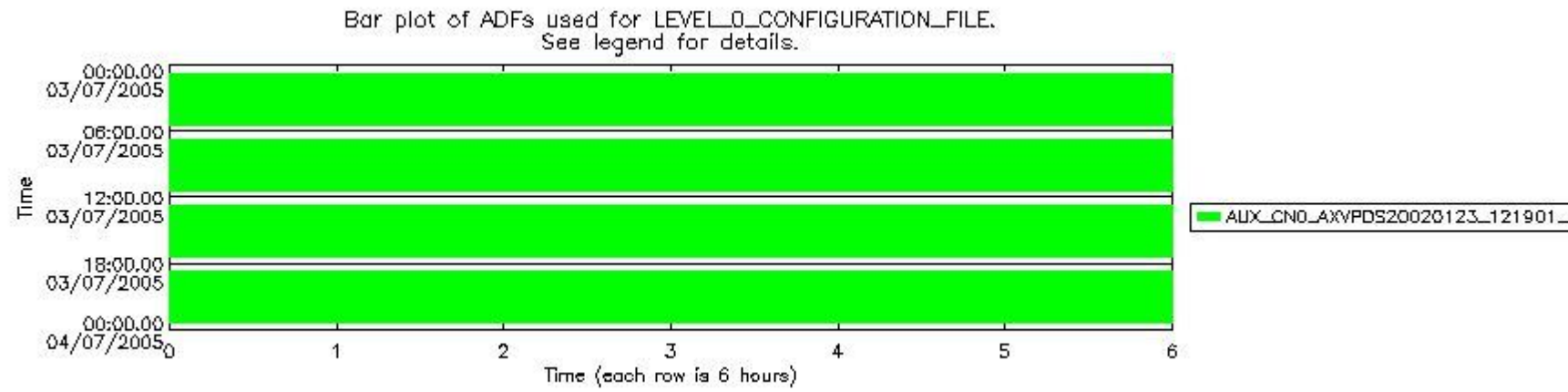
0.3 ADF monitoring

This section shows the (variation in) ADFs used for each of the products. It consists of:

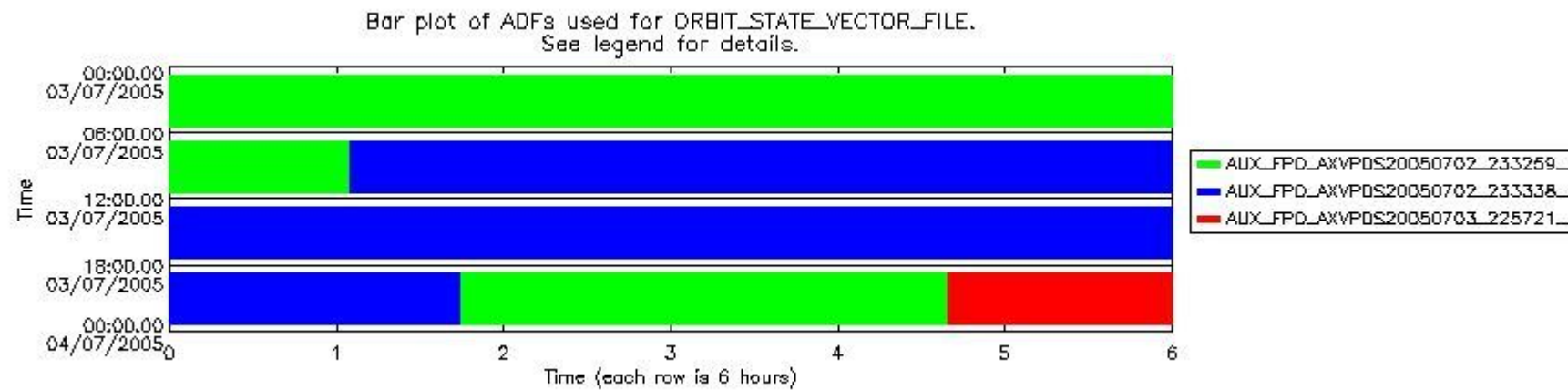
- A table showing which ADFs were used for processing (red values indicate that multiple ADFs of the same type were used)
- Various time line plots, one for each ADF, which show when which ADF was used.

If multiple ADFs of a single type were used, these are marked **red** in the table.

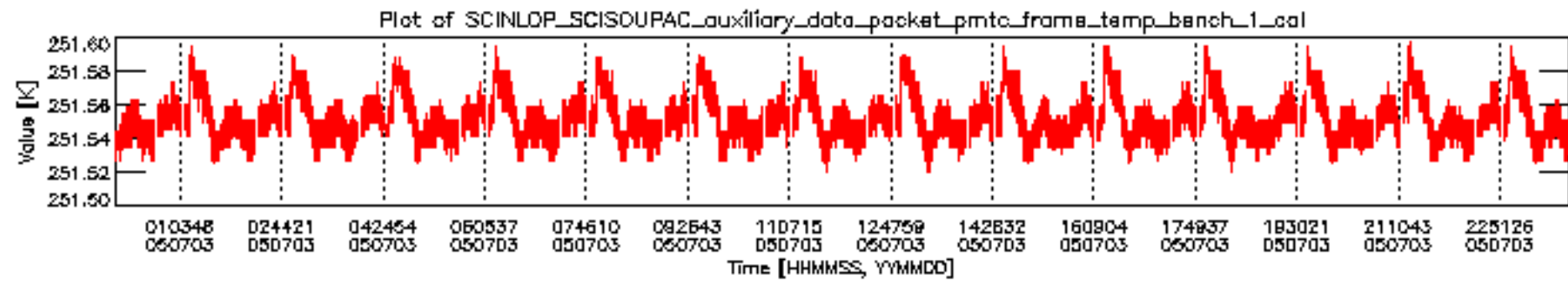
Number	ADF
	CNO (LEVEL_0_CONFIGURATION_FILE)
0	AUX_CNO_AXVPDS20020123_121901_20020101_000000_20200101_000000
	FPO (ORBIT_STATE_VECTOR_FILE)
1	AUX_FPO_AXVPDS20050702_233259_20050702_182119_20050712_212809
2	AUX_FPO_AXVPDS20050702_233338_20050702_182119_20050712_212809
3	AUX_FPO_AXVPDS20050703_225721_20050703_193018_20050713_205631

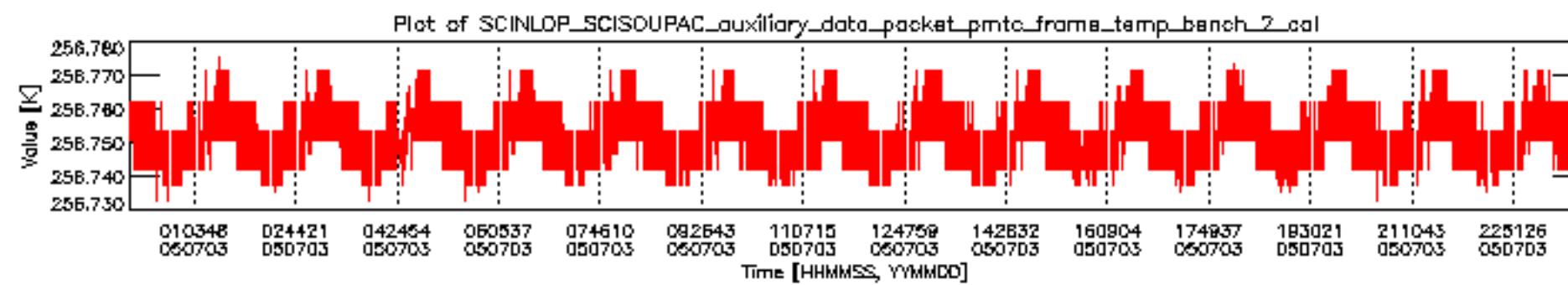


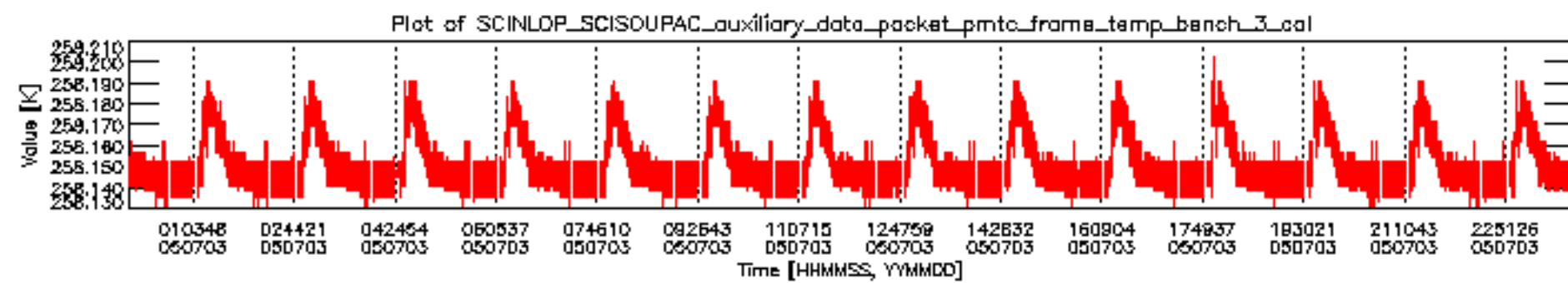
sciamachy_daily_report_level0_PFHS_5_33_N_20050703_5.PNG

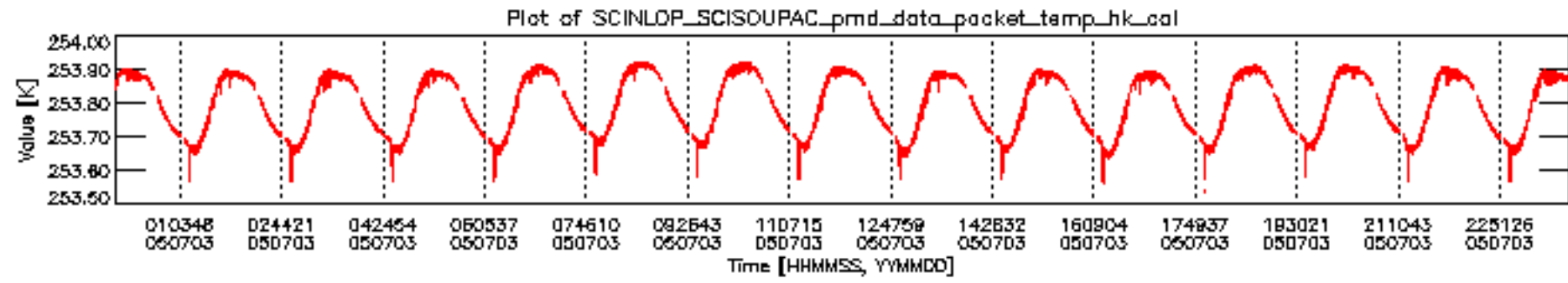


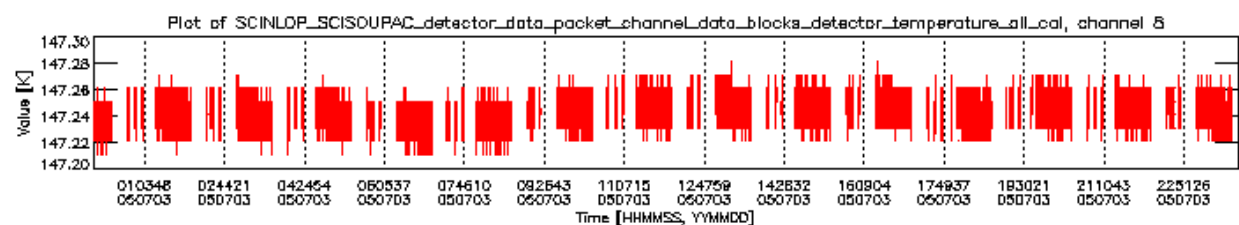
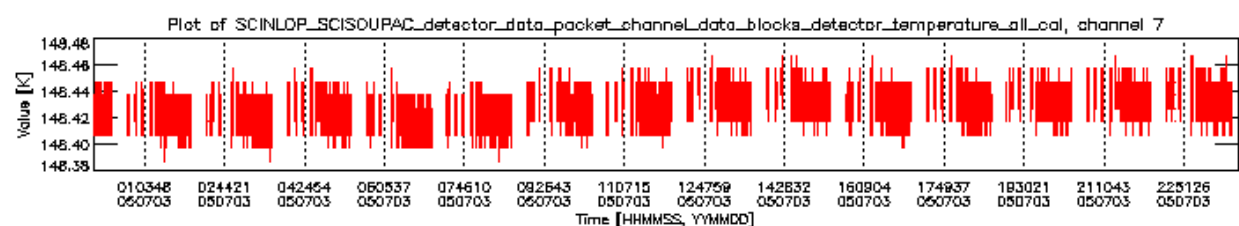
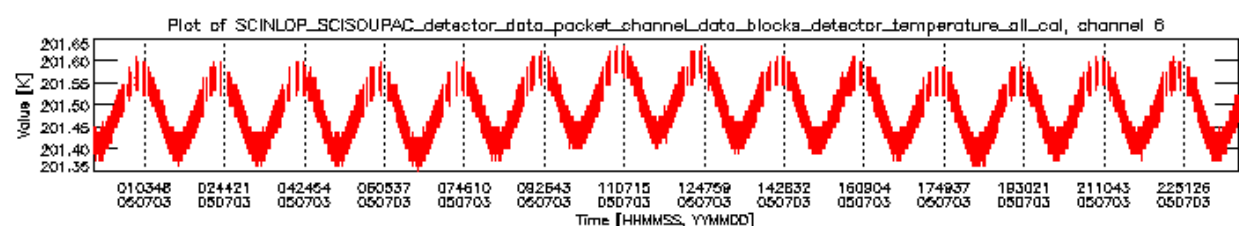
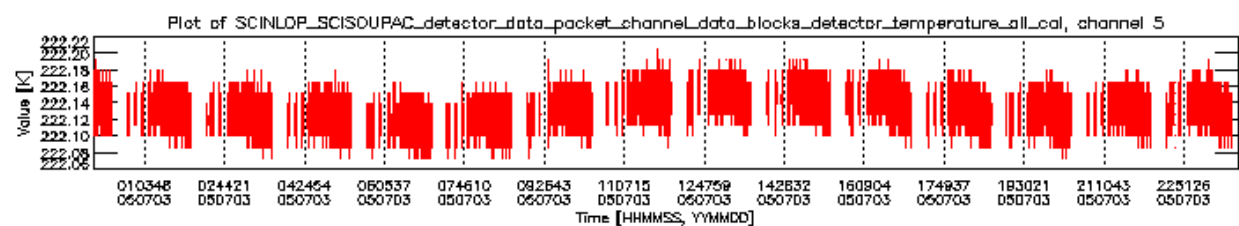
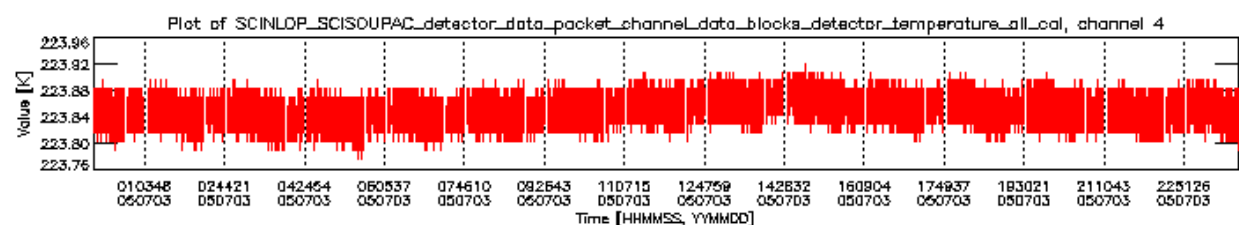
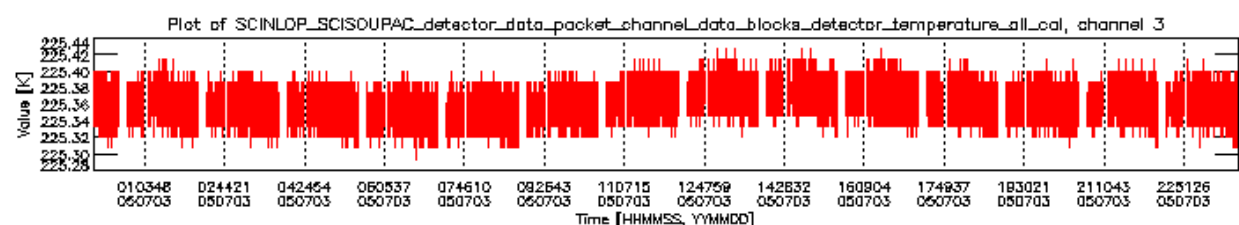
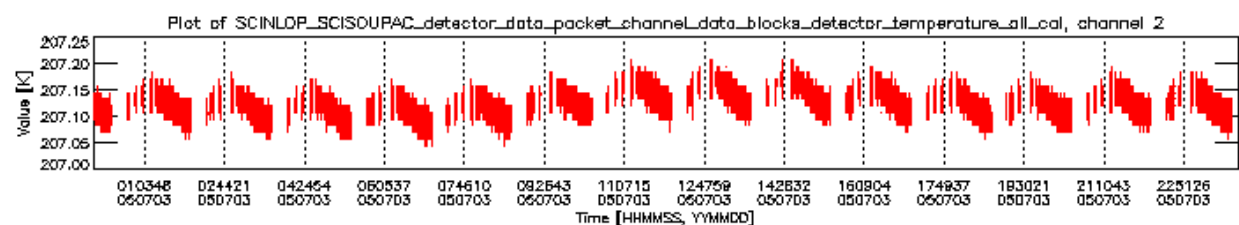
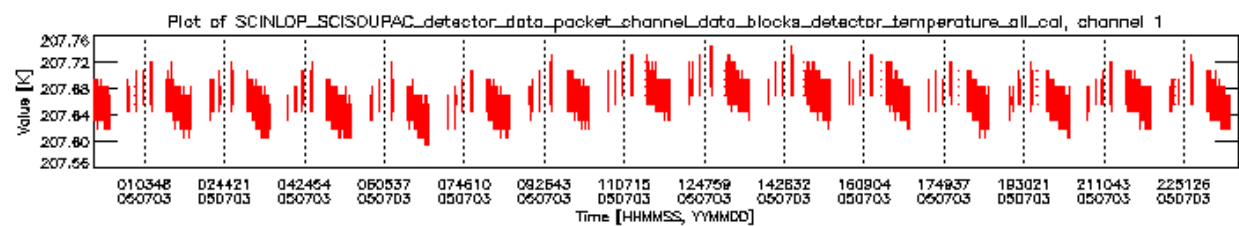
sciamachy_daily_report_level0_PFHS_5_33_N_20050703_6.PNG














Bar plot of ADFs used for ORBIT_STATE_VECTOR_FILE.
See legend for details.

