

0. SCIAMACHY Daily Report for level 0 products

[0.1 General Info](#)

[0.2 Product Quality Indicators](#)

[0.3 ADF monitoring](#)

0.1 General Info

This report contains a daily analysis on parameters extracted from SCIAMACHY level 0 data (The SCI_NL__0P product).

0.1.1 Report summary

The table below shows general characteristics of the data that are included into this report.

Item	Value
Report version	vdraft_20050403
Time of report generation	05JUL2005 09:45:31
Data source version	PFHS/5.33-N
Processing scope for products	01JUL2005 00:00:00 to 02JUL2005 00:00:00
Start time of first product within scope	01JUL2005 00:12:38
Stop time of last product within scope	02JUL2005 01:21:47
Total number of level 0 products	16
Number of level 0 products with errors	16

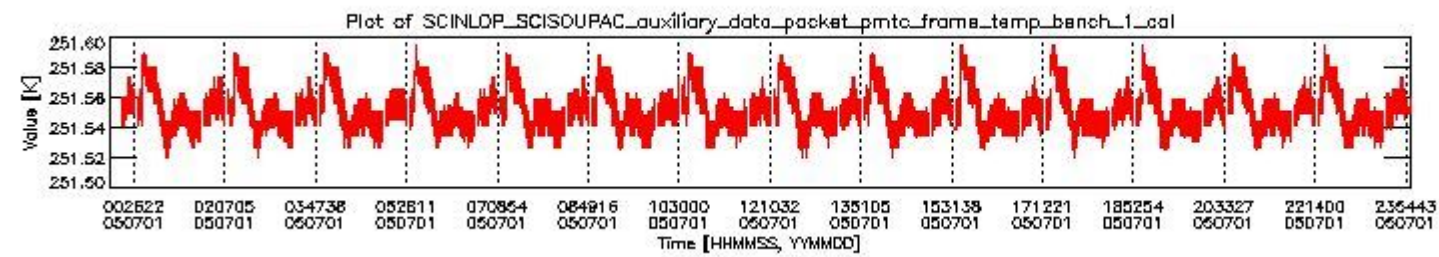
0.1.2 Summary per product

The following table shows a summary for each product used in this report.

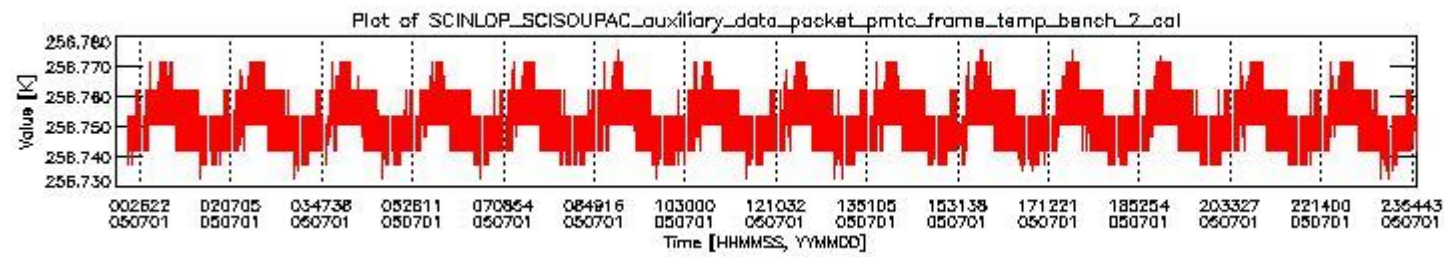
#	Product name	Start time	Stop time	Prod err	ISP err sign	ISP miss sign	ISP disc sign	rs sign
0	SCI_NL__0PNPDE20050701_001238_000059112038_00345_17433_0199.N1	01JUL2005 00:12:38	01JUL2005 01:51:10	1	0	1	0	0
1	SCI_NL__0PNPDE20050701_014942_000045492038_00346_17434_0200.N1	01JUL2005 01:49:42	01JUL2005 03:05:32	1	0	1	0	0
2	SCI_NL__0PNPDE20050701_030532_000061602038_00347_17435_0201.N1	01JUL2005 03:05:32	01JUL2005 04:48:12	1	0	1	0	0
3	SCI_NL__0PNPDE20050701_044703_000060482038_00348_17436_0202.N1	01JUL2005 04:47:03	01JUL2005 06:27:52	1	0	1	0	0
4	SCI_NL__0PNPDK20050701_062644_000042252038_00349_17437_0233.N1	01JUL2005 06:26:44	01JUL2005 07:37:09	1	0	1	0	0
5	SCI_NL__0PNPDK20050701_073613_000061602038_00350_17438_0234.N1	01JUL2005 07:36:13	01JUL2005 09:18:54	1	0	1	0	0
6	SCI_NL__0PNPDK20050701_091758_000059672038_00351_17439_0235.N1	01JUL2005 09:17:58	01JUL2005 10:57:25	1	0	1	0	0
7	SCI_NL__0PNPDK20050701_105617_000061042038_00352_17440_0236.N1	01JUL2005 10:56:17	01JUL2005 12:38:01	1	0	1	0	0
8	SCI_NL__0PNPDK20050701_123705_000058982038_00353_17441_0237.N1	01JUL2005 12:37:05	01JUL2005 14:15:24	1	0	1	0	0
9	SCI_NL__0PNPDK20050701_141524_000057312038_00354_17442_0238.N1	01JUL2005 14:15:24	01JUL2005 15:50:55	1	0	1	0	0
10	SCI_NL__0PNPDK20050701_154959_000060112038_00355_17443_0239.N1	01JUL2005 15:49:59	01JUL2005 17:30:11	1	0	1	0	0
11	SCI_NL__0PNPDK20050701_172806_000058832038_00356_17444_0240.N1	01JUL2005 17:28:06	01JUL2005 19:06:10	1	0	1	0	0
12	SCI_NL__0PNPDK20050701_190514_000063252038_00357_17445_0241.N1	01JUL2005 19:05:14	01JUL2005 20:50:39	1	0	1	0	0
13	SCI_NL__0PNPDE20050701_204834_000043642038_00358_17446_0203.N1	01JUL2005 20:48:34	01JUL2005 22:01:19	1	0	1	0	0
14	SCI_NL__0PNPDE20050701_215951_000062432038_00358_17446_0204.N1	01JUL2005 21:59:51	01JUL2005 23:43:54	1	0	1	0	0
15	SCI_NL__0PNPDE20050701_234226_000059602038_00359_17447_0205.N1	01JUL2005 23:42:26	02JUL2005 01:21:47	1	0	1	0	0

0.2 Product Quality Indicators

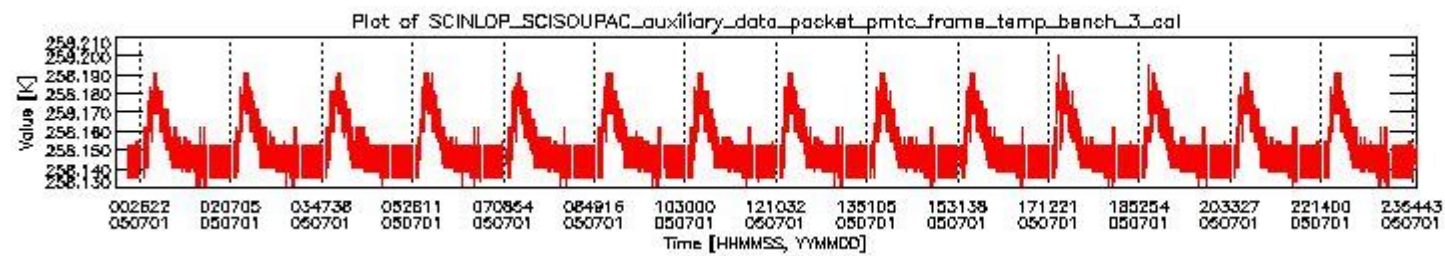
This section shows information about product quality, currently temperatures.



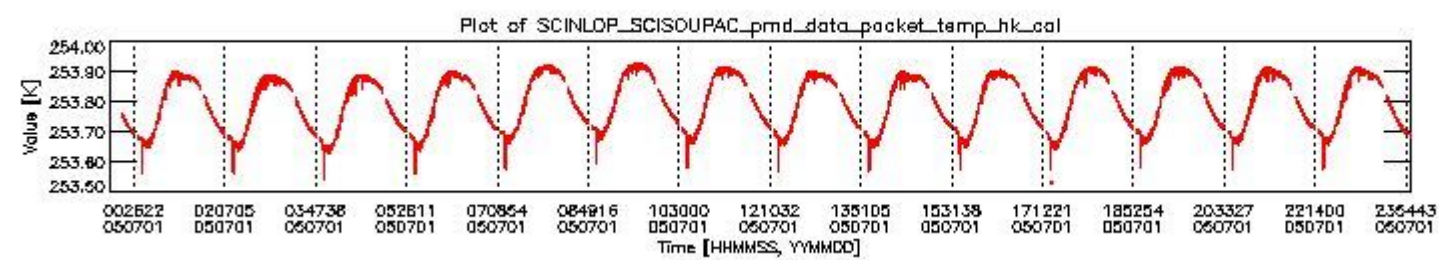
sciamachy_daily_report_level0_PFHS_5_33_N_20050701_0.PNG



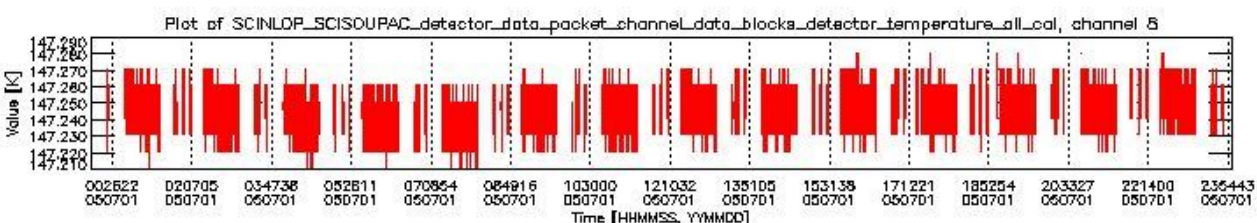
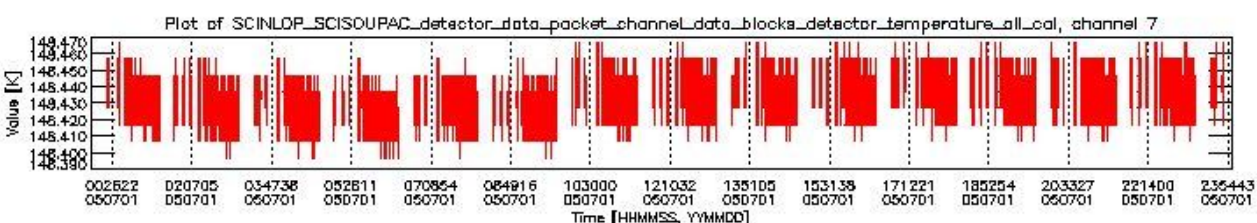
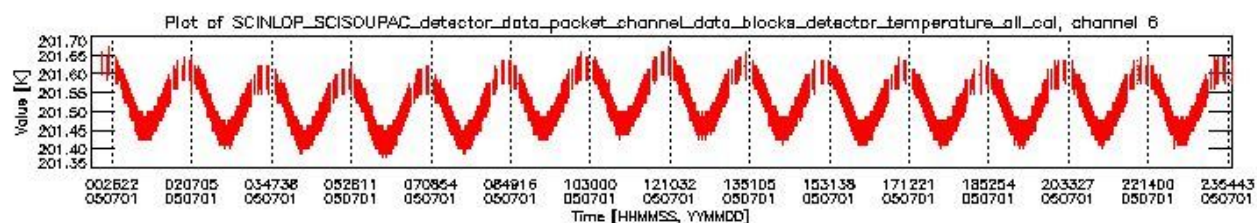
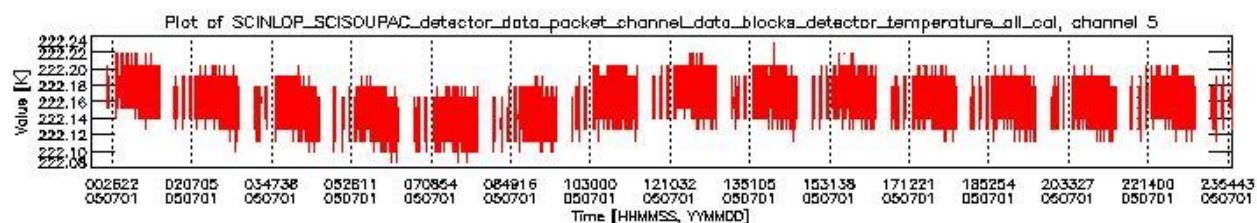
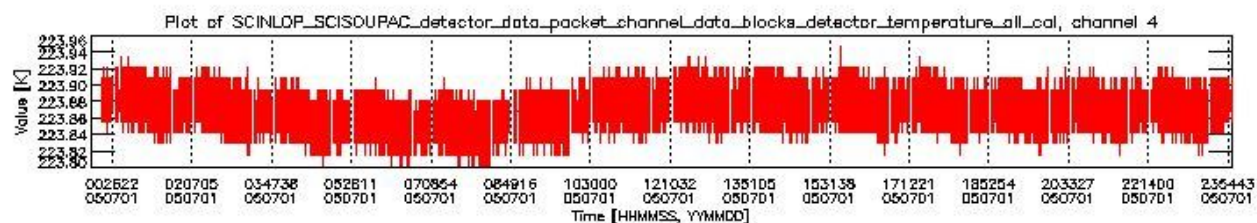
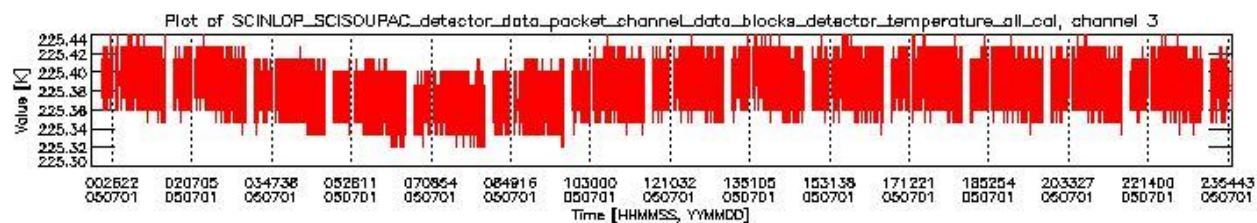
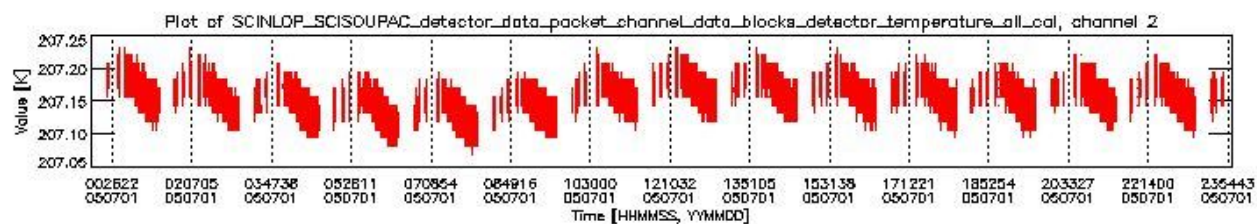
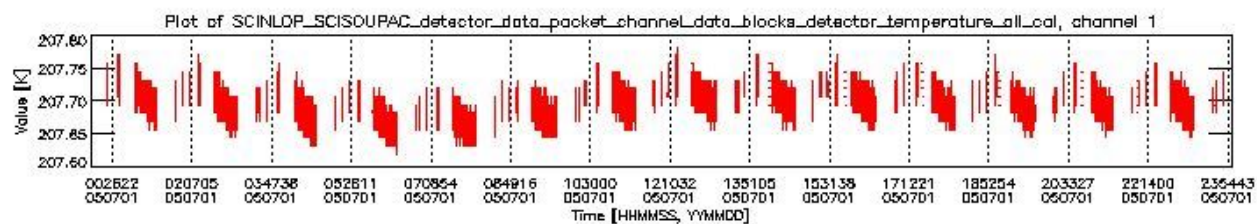
sciamachy_daily_report_level0_PFHS_5_33_N_20050701_1.PNG



sciamachy_daily_report_level0_PFHS_5_33_N_20050701_2.PNG



sciamachy_daily_report_level0_PFHS_5_33_N_20050701_3.PNG



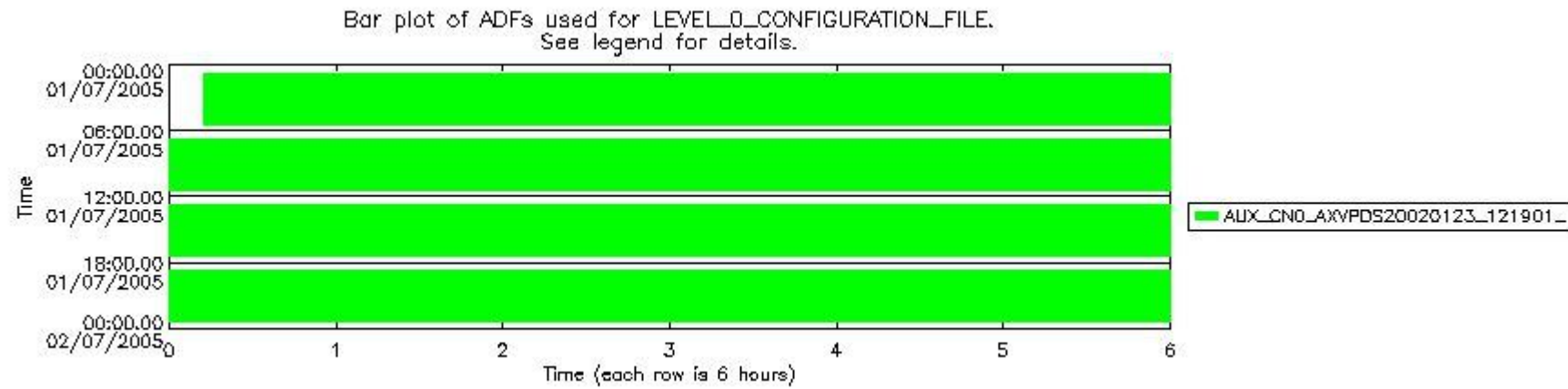
0.3 ADF monitoring

This section shows the (variation in) ADFs used for each of the products. It consists of:

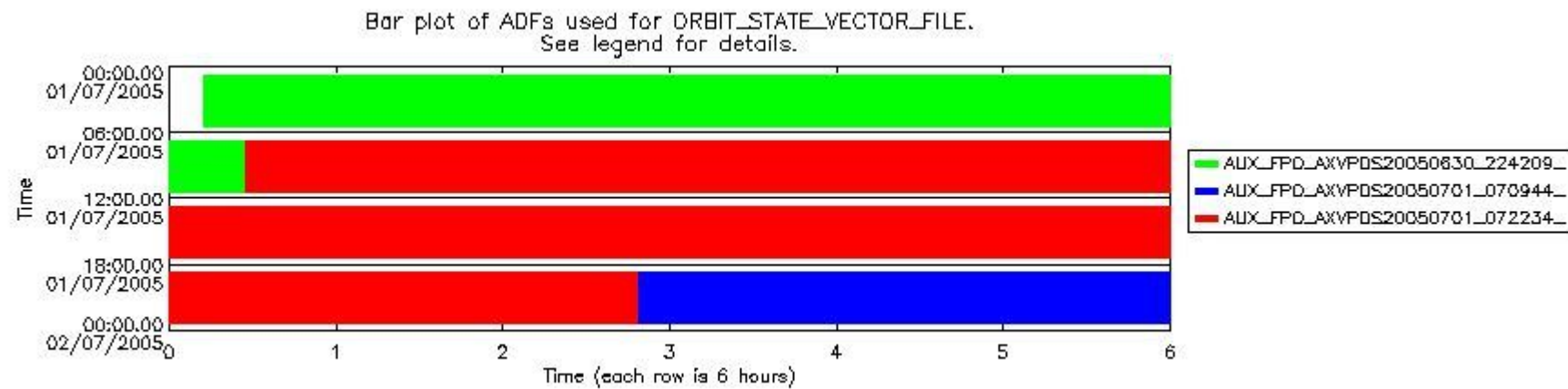
- A table showing which ADFs were used for processing (red values indicate that multiple ADFs of the same type were used)
- Various time line plots, one for each ADF, which show when which ADF was used.

If multiple ADFs of a single type were used, these are marked **red** in the table.

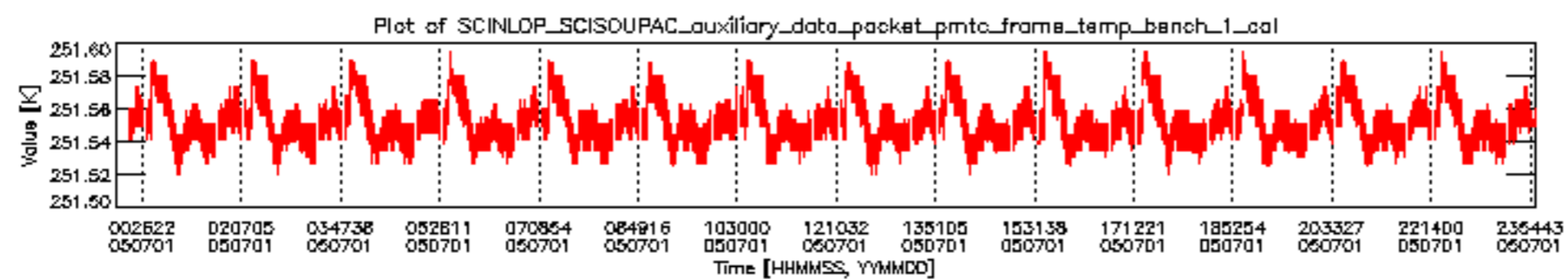
Number	ADF
	CNO (LEVEL_0_CONFIGURATION_FILE)
0	AUX_CNO_AXVPDS20020123_121901_20020101_000000_20200101_000000
	FPO (ORBIT_STATE_VECTOR_FILE)
1	AUX_FPO_AXVPDS20050630_224209_20050630_192433_20050710_205047
2	AUX_FPO_AXVPDS20050701_070944_20050630_192433_20050710_205047
3	AUX_FPO_AXVPDS20050701_072234_20050630_192433_20050710_205047

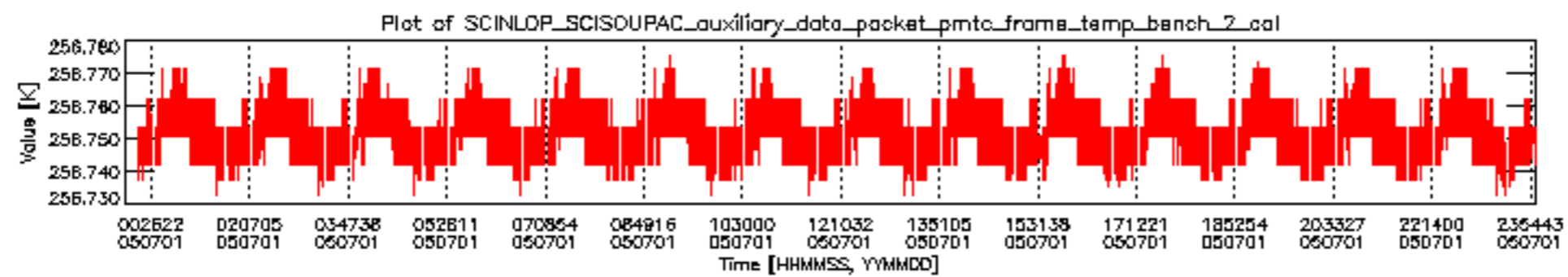


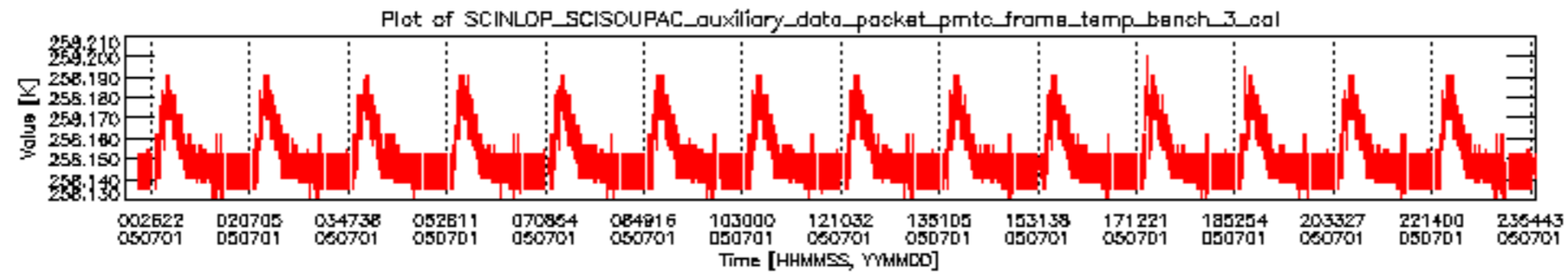
sciamachy_daily_report_level0_PFHS_5_33_N_20050701_5.PNG

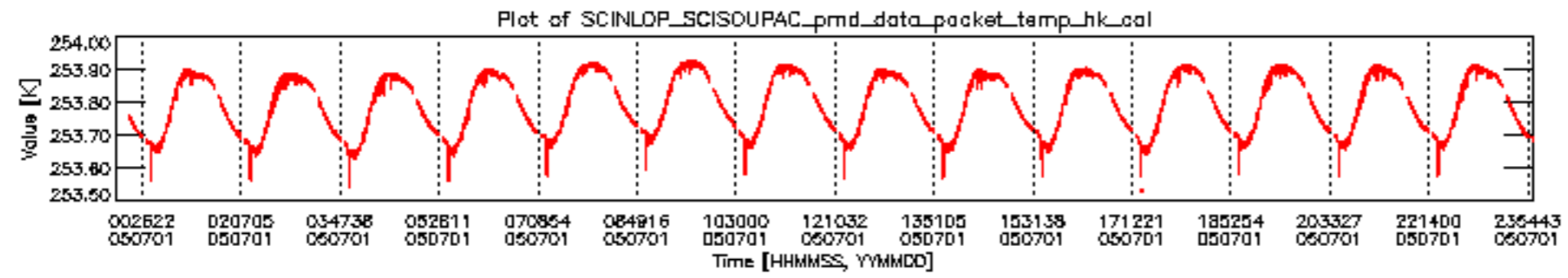


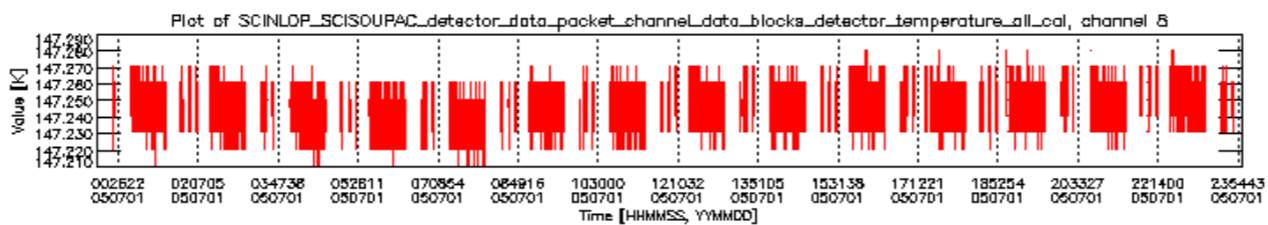
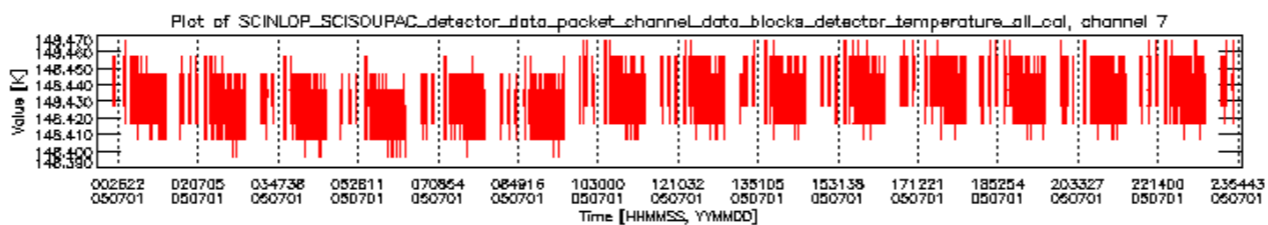
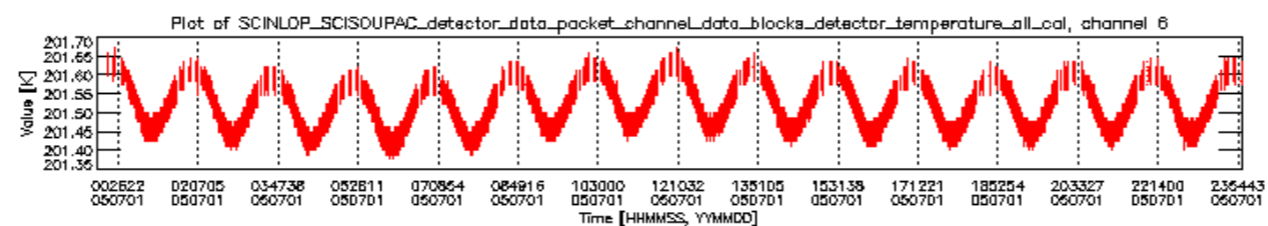
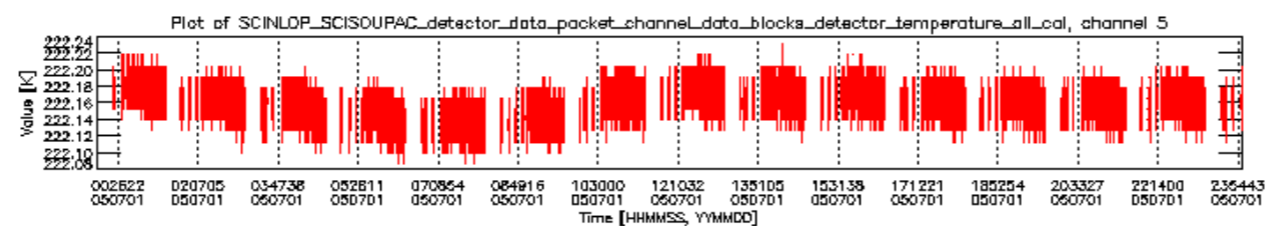
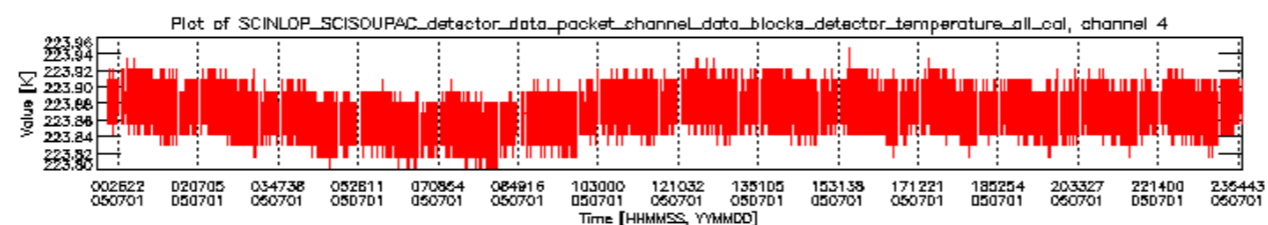
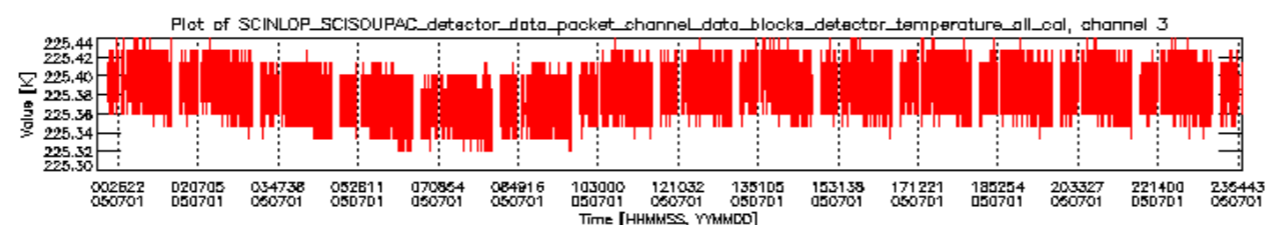
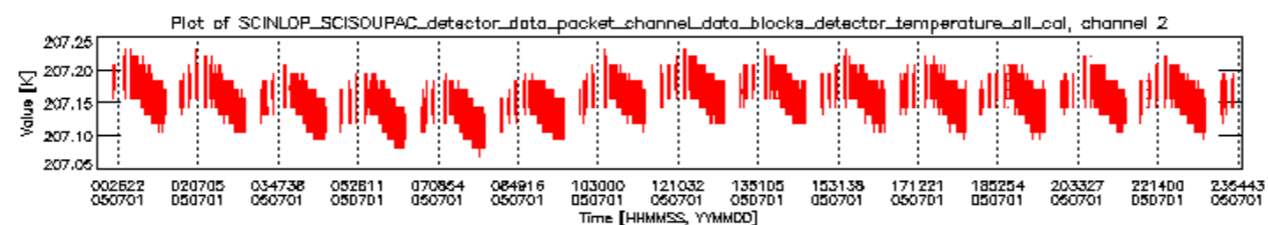
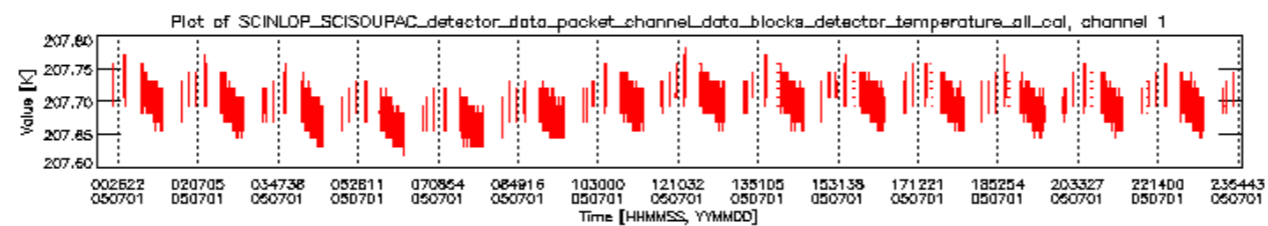
sciamachy_daily_report_level0_PFHS_5_33_N_20050701_6.PNG














Bar plot of ADFs used for ORBIT_STATE_VECTOR_FILE.
See legend for details.

