

## 0. SCIAMACHY Daily Report for level 0 products

### [0.1 General Info](#)

### [0.2 Product Quality Indicators](#)

### [0.3 ADF monitoring](#)

#### 0.1 General Info

This report contains a daily analysis on parameters extracted from SCIAMACHY level 0 data (The SCI\_NL\_\_0P product).

##### 0.1.1 Report summary

The table below shows general characteristics of the data that are included into this report.

Item	Value
Report version	vdraft_20050403
Time of report generation	19JUN2005 06:30:55
Data source version	PFHS/5.33-N
Processing scope for products	15JUN2005 00:00:00 to 16JUN2005 00:00:00
Start time of first product within scope	14JUN2005 22:34:52
Stop time of last product within scope	16JUN2005 01:24:26
Total number of level 0 products	16
Number of level 0 products with errors	16

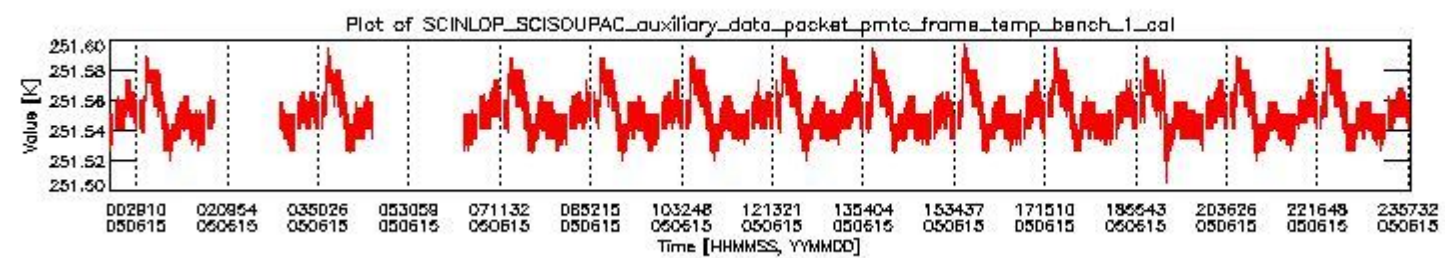
##### 0.1.2 Summary per product

The following table shows a summary for each product used in this report.

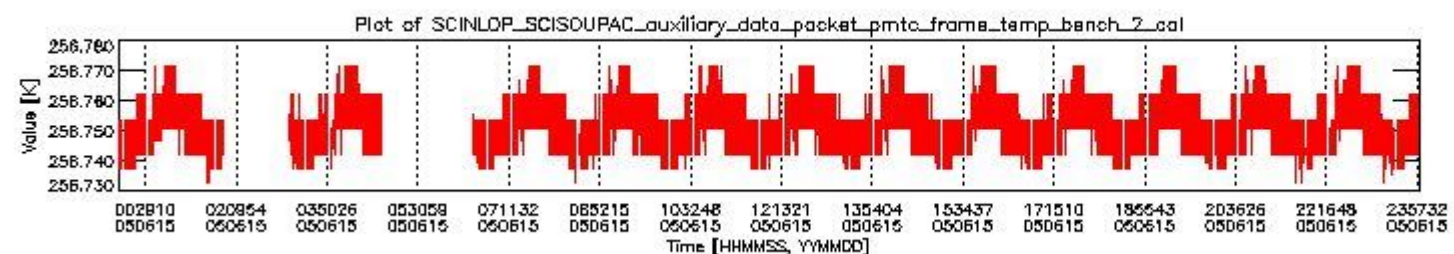
#	Product name	Start time	Stop time	Prod err	ISP err sign	ISP miss sign	ISP disc sign	rs sign
0	SCI_NL__0PNPDE20050614_223452_000061752038_00115_17203_0057.N1	14JUN2005 22:34:52	15JUN2005 00:17:47	1	0	1	0	0
1	SCI_NL__0PNPDE20050615_001704_000058922038_00116_17204_0058.N1	15JUN2005 00:17:04	15JUN2005 01:55:16	1	0	1	0	0
2	SCI_NL__0PNPDE20050615_030827_000061042038_00118_17206_0060.N1	15JUN2005 03:08:27	15JUN2005 04:50:12	1	0	1	0	0
3	SCI_NL__0PNPDE20050615_045012_000000552038_00119_17207_0062.N1	15JUN2005 04:50:12	15JUN2005 04:51:08	1	1	1	0	0
4	SCI_NL__0PNPDK20050615_063035_000041822038_00120_17208_0069.N1	15JUN2005 06:30:35	15JUN2005 07:40:17	1	0	1	0	0
5	SCI_NL__0PNPDK20050615_073909_000060912038_00121_17209_0070.N1	15JUN2005 07:39:09	15JUN2005 09:20:40	1	0	1	0	0
6	SCI_NL__0PNPDK20050615_092040_000059792038_00122_17210_0071.N1	15JUN2005 09:20:40	15JUN2005 11:00:20	1	0	1	0	0
7	SCI_NL__0PNPDK20050615_110020_000059672038_00123_17211_0072.N1	15JUN2005 11:00:20	15JUN2005 12:39:48	1	0	1	0	0
8	SCI_NL__0PNPDK20050615_123948_000059242038_00124_17212_0073.N1	15JUN2005 12:39:48	15JUN2005 14:18:32	1	0	1	0	0
9	SCI_NL__0PNPDK20050615_141832_000058422038_00125_17213_0074.N1	15JUN2005 14:18:32	15JUN2005 15:55:55	1	0	1	0	0
10	SCI_NL__0PNPDK20050615_155555_000058982038_00126_17214_0075.N1	15JUN2005 15:55:55	15JUN2005 17:34:13	1	0	1	0	0
11	SCI_NL__0PNPDK20050615_173208_000059952038_00127_17215_0076.N1	15JUN2005 17:32:08	15JUN2005 19:12:04	1	0	1	0	0
12	SCI_NL__0PNPDK20050615_191108_000060892038_00128_17216_0077.N1	15JUN2005 19:11:08	15JUN2005 20:52:38	1	0	1	0	0
13	SCI_NL__0PNPDE20050615_205129_000042712038_00129_17217_0064.N1	15JUN2005 20:51:29	15JUN2005 22:02:40	1	0	1	0	0
14	SCI_NL__0PNPDE20050615_220153_000062562038_00129_17217_0065.N1	15JUN2005 22:01:53	15JUN2005 23:46:09	1	0	1	0	0
15	SCI_NL__0PNPDE20050615_234442_000059832038_00130_17218_0066.N1	15JUN2005 23:44:42	16JUN2005 01:24:26	1	0	1	0	0

#### 0.2 Product Quality Indicators

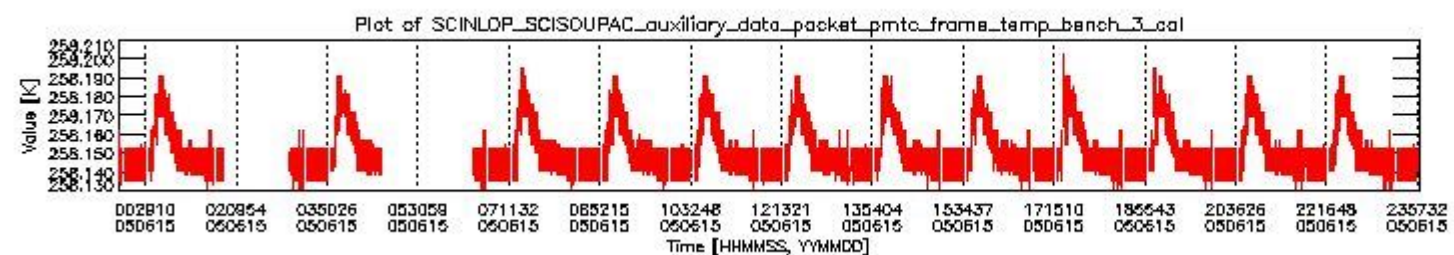
This section shows information about product quality, currently temperatures.



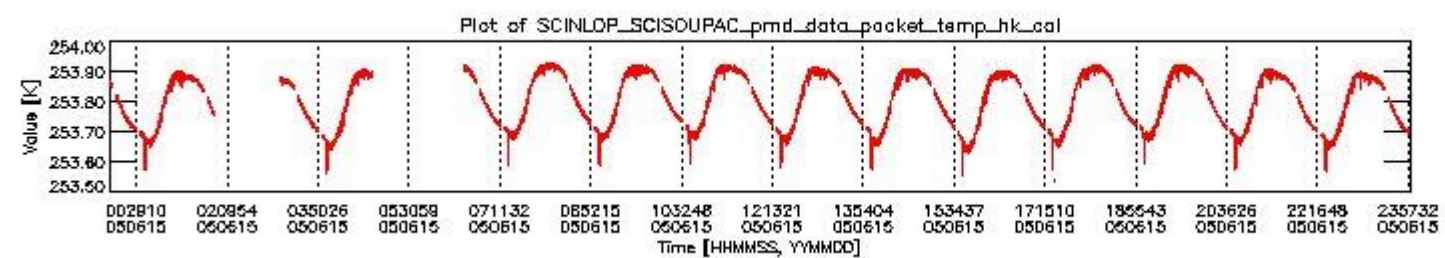
sciamachy\_daily\_report\_level0\_PFHS\_5\_33\_N\_20050615\_0.PNG



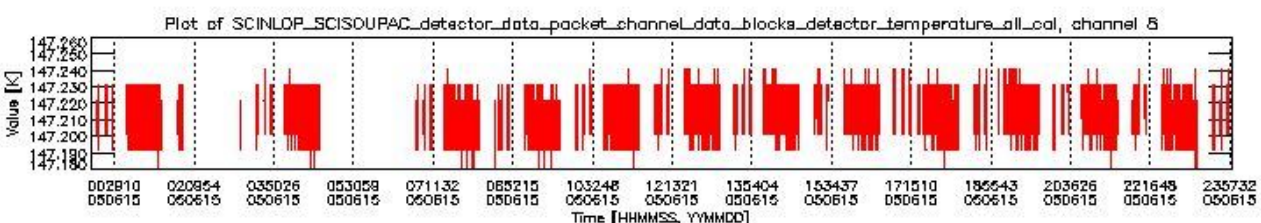
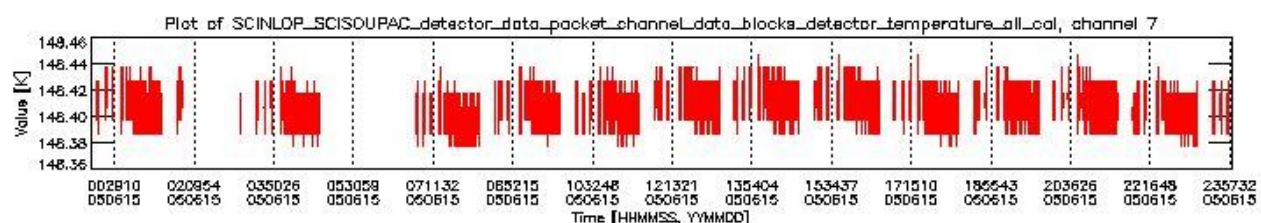
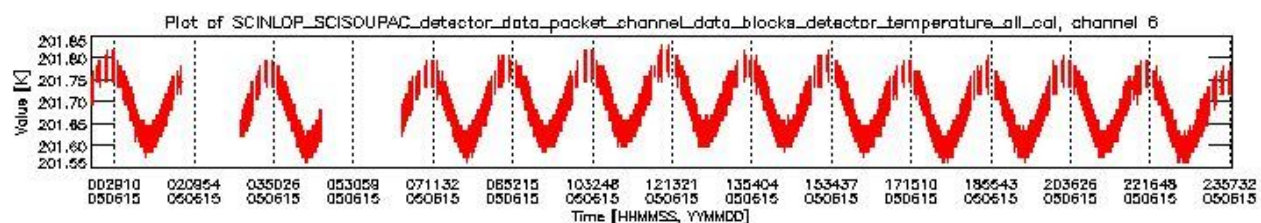
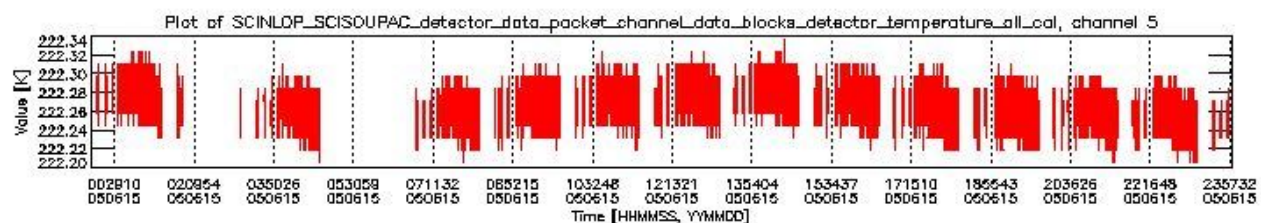
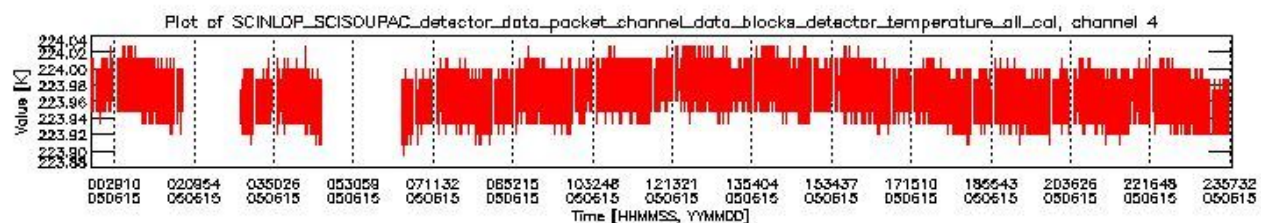
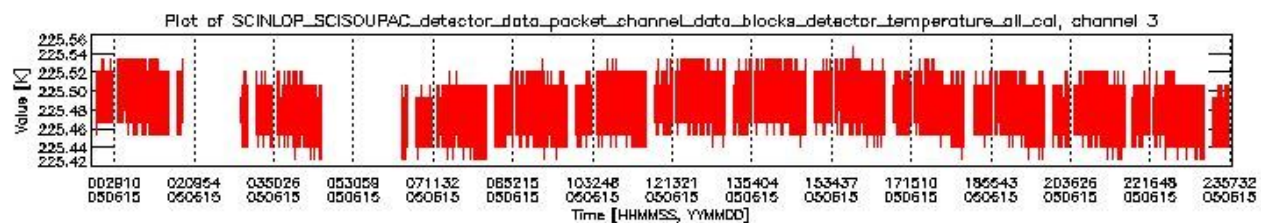
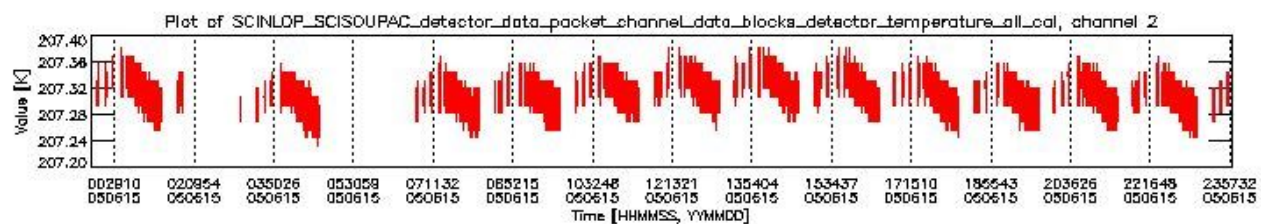
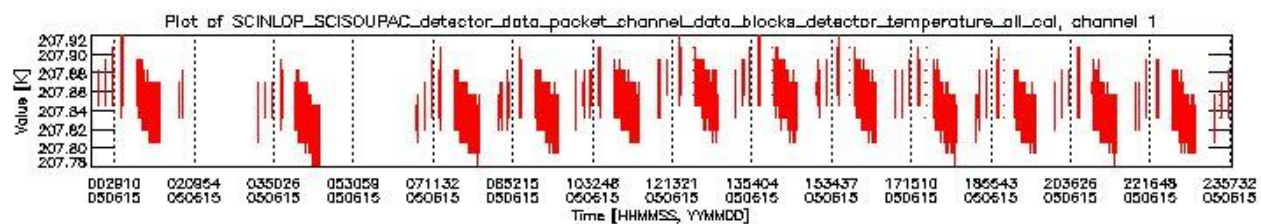
sciamachy\_daily\_report\_level0\_PFHS\_5\_33\_N\_20050615\_1.PNG



sciamachy\_daily\_report\_level0\_PFHS\_5\_33\_N\_20050615\_2.PNG



sciamachy\_daily\_report\_level0\_PFHS\_5\_33\_N\_20050615\_3.PNG



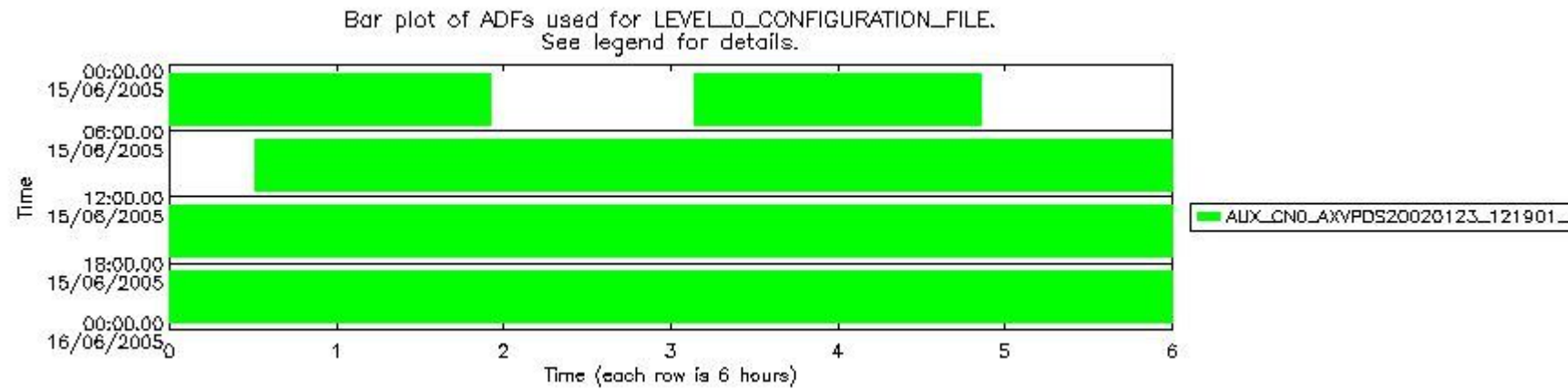
### 0.3 ADF monitoring

This section shows the (variation in) ADFs used for each of the products. It consists of:

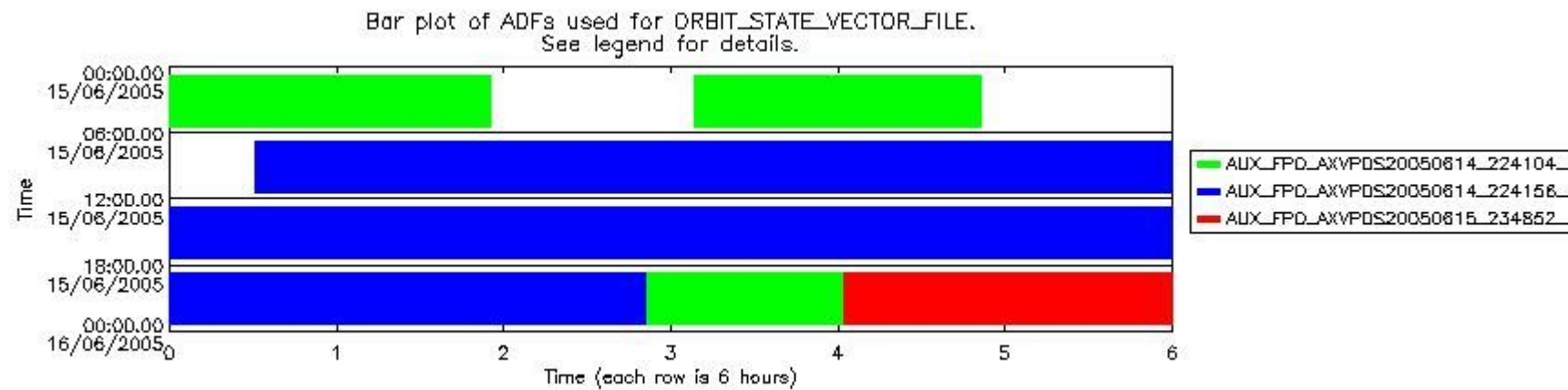
- A table showing which ADFs were used for processing (red values indicate that multiple ADFs of the same type were used)
- Various time line plots, one for each ADF, which show when which ADF was used.

If multiple ADFs of a single type were used, these are marked **red** in the table.

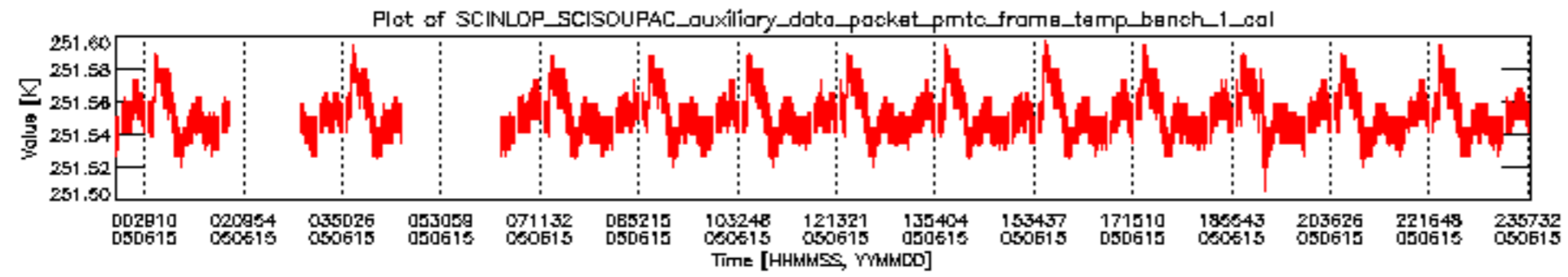
Number	ADF
	<b>CNO (LEVEL_0_CONFIGURATION_FILE)</b>
0	AUX_CNO_AXVPDS20020123_121901_20020101_000000_20200101_000000
	<b>FPO (ORBIT_STATE_VECTOR_FILE)</b>
1	AUX_FPO_AXVPDS20050614_224104_20050614_192724_20050624_205339
2	AUX_FPO_AXVPDS20050614_224156_20050614_192724_20050624_205339
3	AUX_FPO_AXVPDS20050615_234852_20050615_185547_20050625_202202

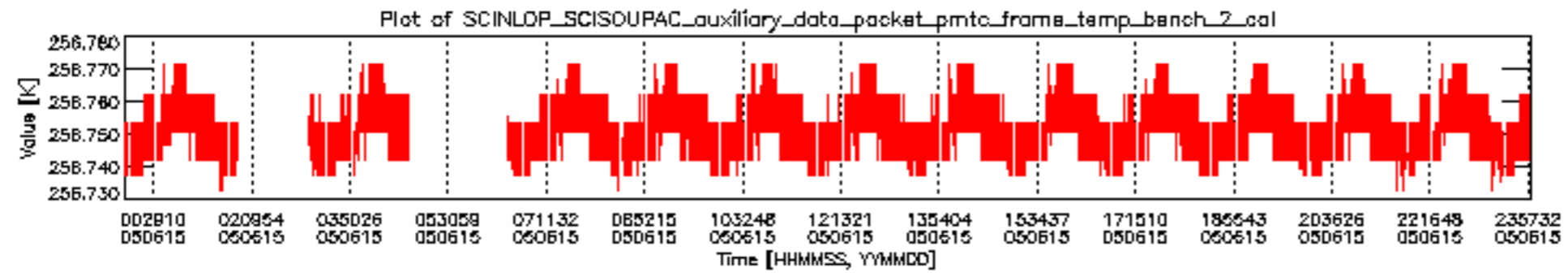


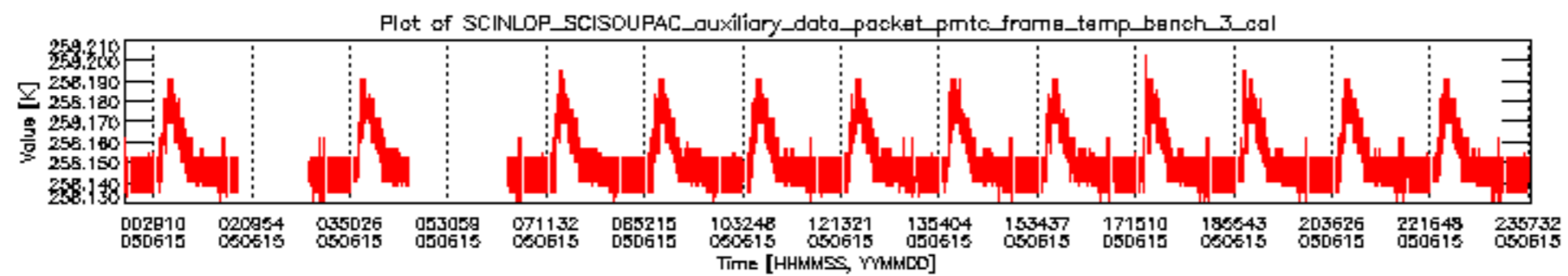
sciamachy\_daily\_report\_level0\_PFHS\_5\_33\_N\_20050615\_5.PNG

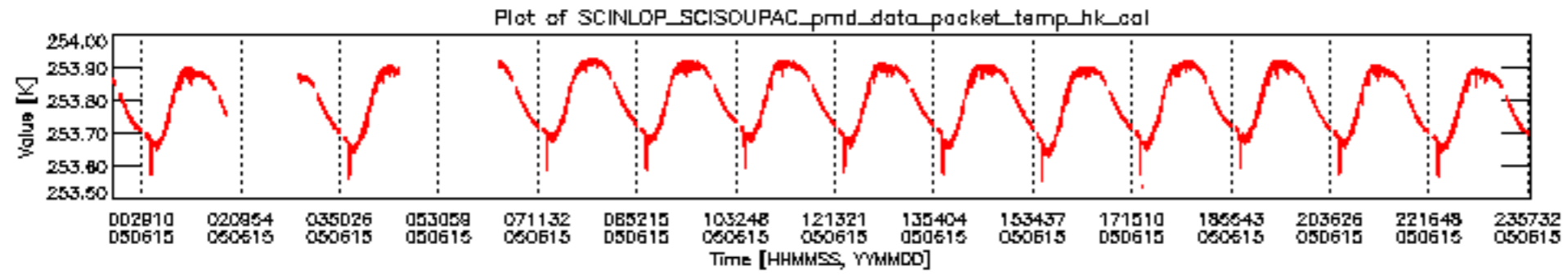


sciamachy\_daily\_report\_level0\_PFHS\_5\_33\_N\_20050615\_6.PNG

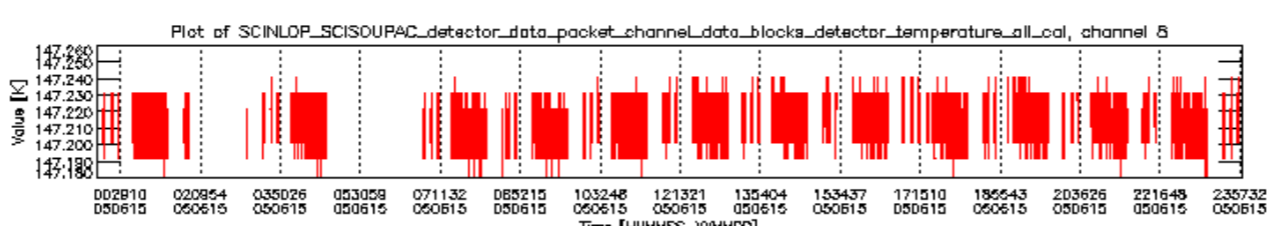
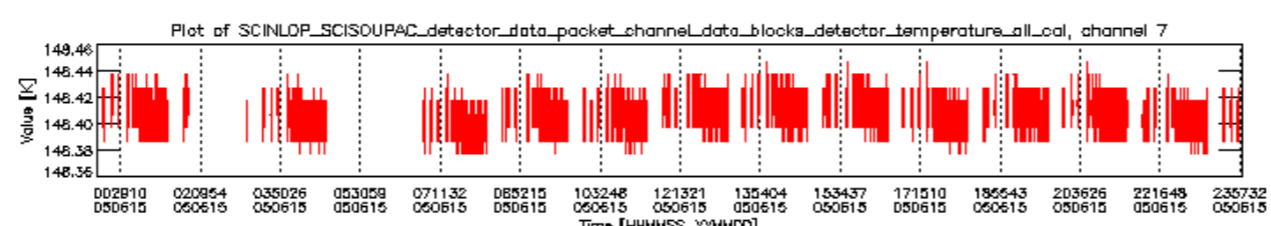
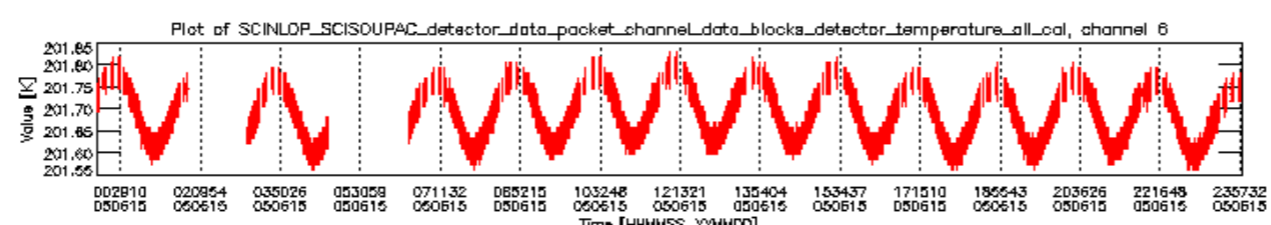
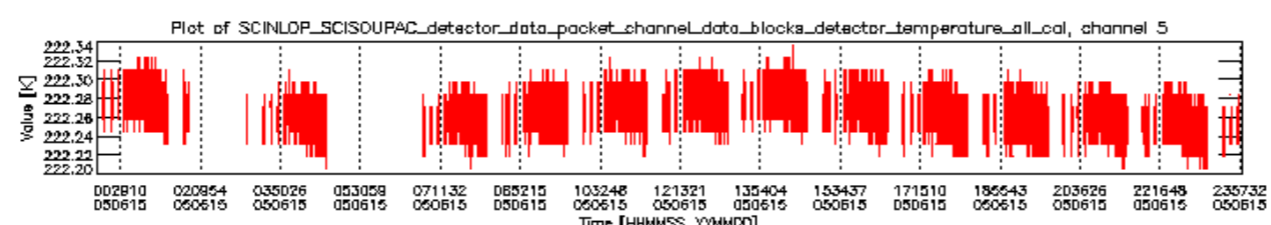
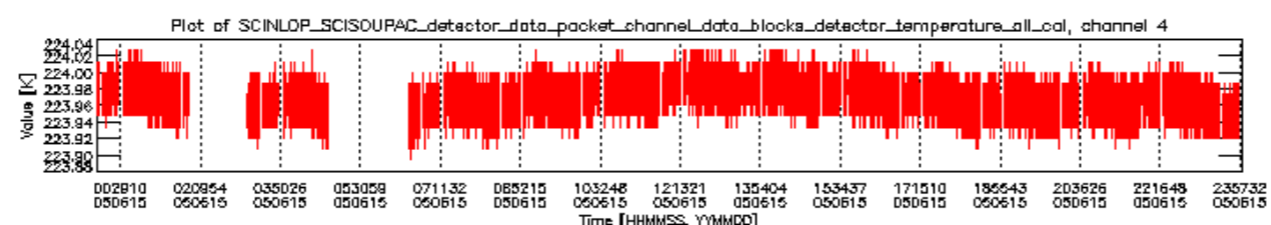
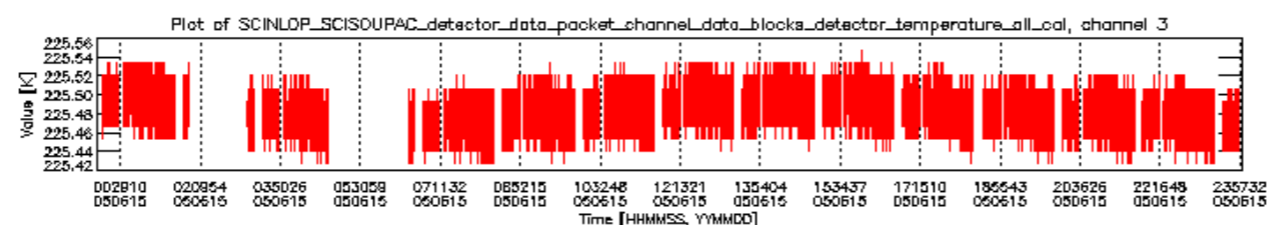
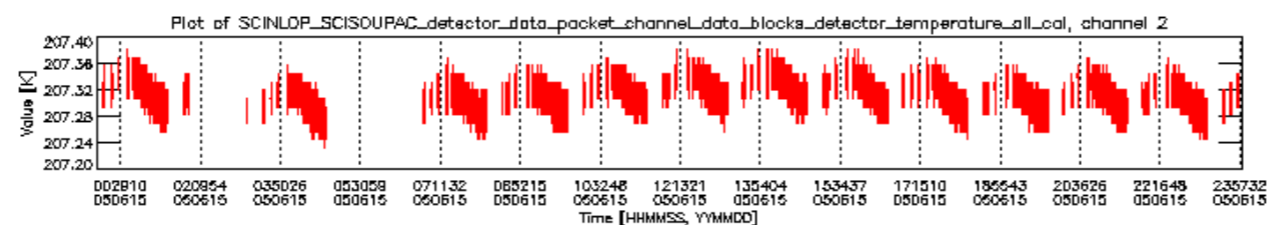
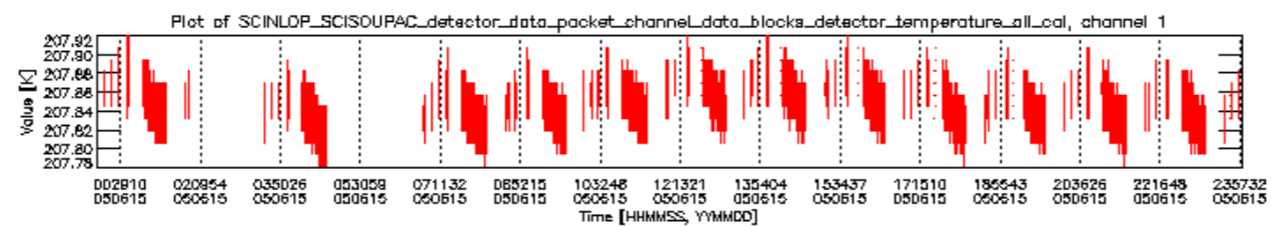


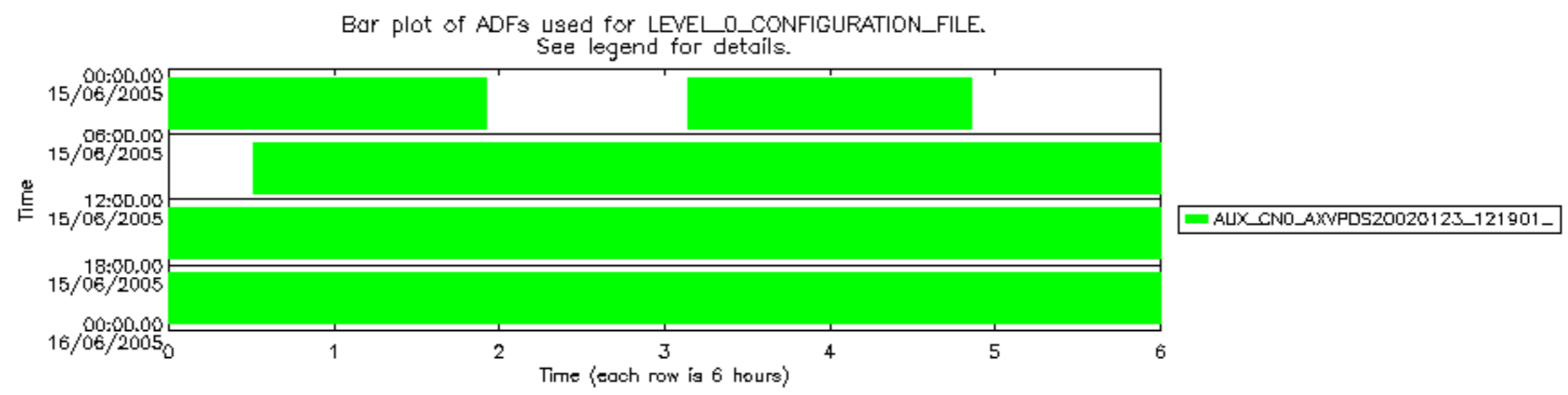












Bar plot of ADFs used for ORBIT\_STATE\_VECTOR\_FILE.  
See legend for details.

