

0. SCIAMACHY Daily Report for level 0 products

[0.1 General Info](#)

[0.2 Product Quality Indicators](#)

[0.3 ADF monitoring](#)

0.1 General Info

This report contains a daily analysis on parameters extracted from SCIAMACHY level 0 data (The SCI_NL__0P product).

0.1.1 Report summary

The table below shows general characteristics of the data that are included into this report.

Item	Value
Report version	vdraft_20050403
Time of report generation	18JUN2005 15:31:12
Data source version	PFHS/5.33-N
Processing scope for products	14JUN2005 00:00:00 to 15JUN2005 00:00:00
Start time of first product within scope	13JUN2005 23:06:30
Stop time of last product within scope	15JUN2005 00:17:47
Total number of level 0 products	16
Number of level 0 products with errors	16

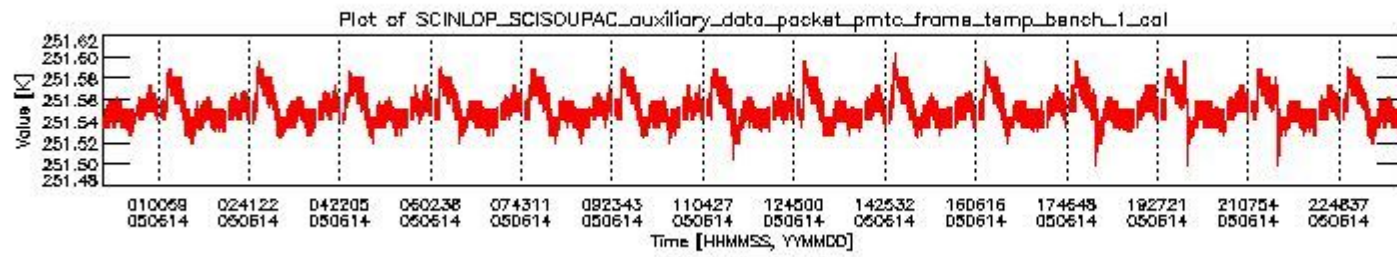
0.1.2 Summary per product

The following table shows a summary for each product used in this report.

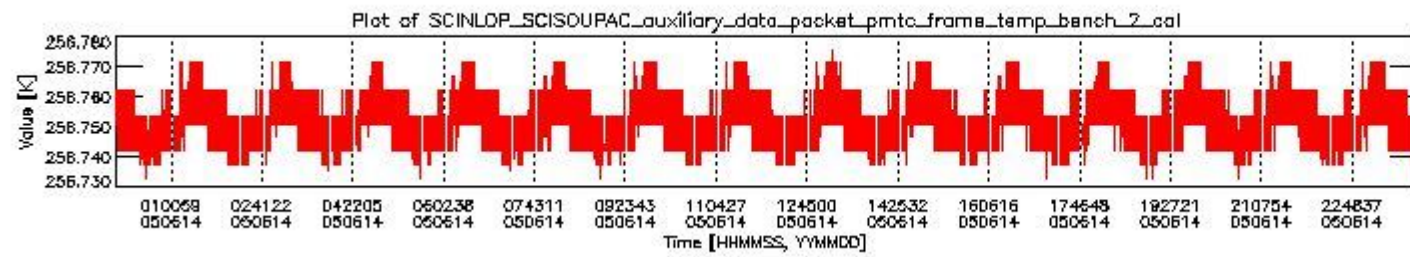
#	Product name	Start time	Stop time	Prod err	ISP err sign	ISP miss sign	ISP disc sign	rs sign
0	SCI_NL__0PNPDE20050613_230630_000061752038_00101_17189_0050.N1	13JUN2005 23:06:30	14JUN2005 00:49:25	1	0	1	0	0
1	SCI_NL__0PNPDE20050614_004841_000058152038_00102_17190_0051.N1	14JUN2005 00:48:41	14JUN2005 02:25:37	1	0	1	0	0
2	SCI_NL__0PNPDE20050614_022413_000046072038_00103_17191_0052.N1	14JUN2005 02:24:13	14JUN2005 03:41:01	1	0	1	0	0
3	SCI_NL__0PNPDE20050614_034101_000059242038_00104_17192_0053.N1	14JUN2005 03:41:01	14JUN2005 05:19:46	1	0	1	0	0
4	SCI_NL__0PNPDE20050614_051837_000062162038_00105_17193_0054.N1	14JUN2005 05:18:37	14JUN2005 07:02:13	1	0	1	0	0
5	SCI_NL__0PNPDK20050614_070213_000041132038_00106_17194_0061.N1	14JUN2005 07:02:13	14JUN2005 08:10:47	1	0	1	0	0
6	SCI_NL__0PNPDK20050614_080951_000062162038_00107_17195_0062.N1	14JUN2005 08:09:51	14JUN2005 09:53:27	1	0	1	0	0
7	SCI_NL__0PNPDK20050614_095231_000059672038_00108_17196_0063.N1	14JUN2005 09:52:31	14JUN2005 11:31:58	1	0	1	0	0
8	SCI_NL__0PNPDK20050614_113102_000060232038_00109_17197_0064.N1	14JUN2005 11:31:02	14JUN2005 13:11:26	1	0	1	0	0
9	SCI_NL__0PNPDK20050614_131030_000059112038_00110_17198_0065.N1	14JUN2005 13:10:30	14JUN2005 14:49:01	1	0	1	0	0
10	SCI_NL__0PNPDK20050614_144901_000059112038_00111_17199_0066.N1	14JUN2005 14:49:01	14JUN2005 16:27:33	1	0	1	0	0
11	SCI_NL__0PNPDK20050614_162733_000058292038_00112_17200_0067.N1	14JUN2005 16:27:33	14JUN2005 18:04:42	1	0	1	0	0
12	SCI_NL__0PNPDK20050614_180238_000060642038_00113_17201_0068.N1	14JUN2005 18:02:38	14JUN2005 19:43:42	1	0	1	0	0
13	SCI_NL__0PNPDE20050614_194246_000041212038_00114_17202_0055.N1	14JUN2005 19:42:46	14JUN2005 20:51:28	1	0	1	0	0
14	SCI_NL__0PNPDE20050614_205000_000064192038_00114_17202_0056.N1	14JUN2005 20:50:00	14JUN2005 22:36:59	1	0	1	0	0
15	SCI_NL__0PNPDE20050614_223452_000061752038_00115_17203_0057.N1	14JUN2005 22:34:52	15JUN2005 00:17:47	1	0	1	0	0

0.2 Product Quality Indicators

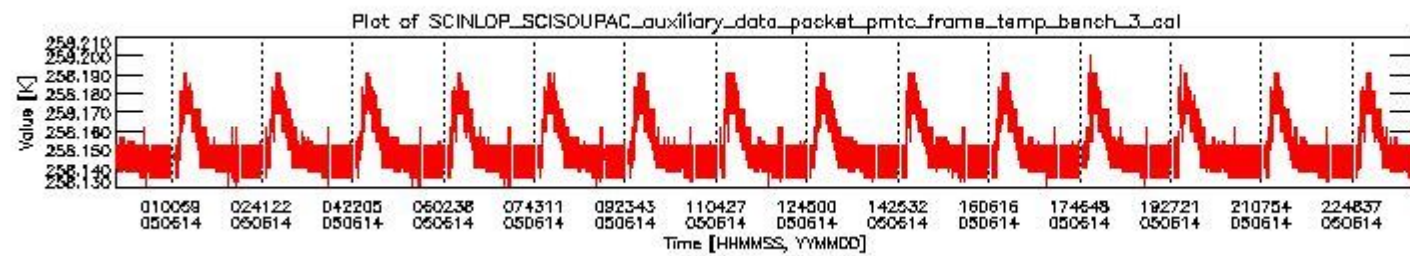
This section shows information about product quality, currently temperatures.



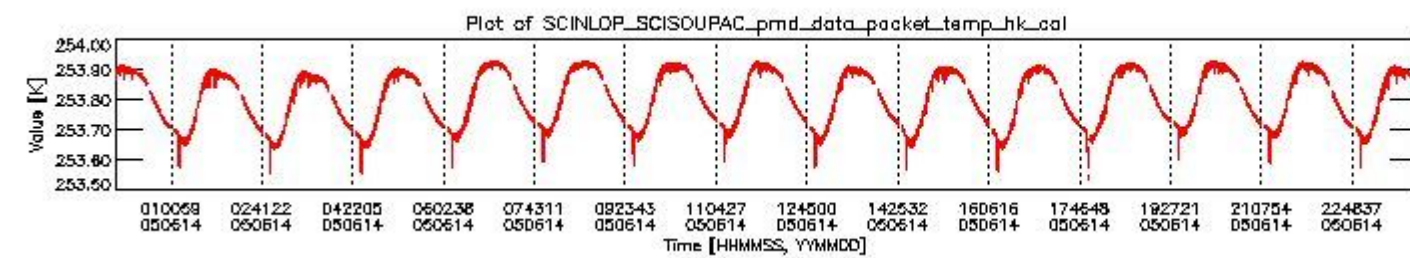
sciamachy_daily_report_level0_PFHS_5_33_N_20050614_0.PNG



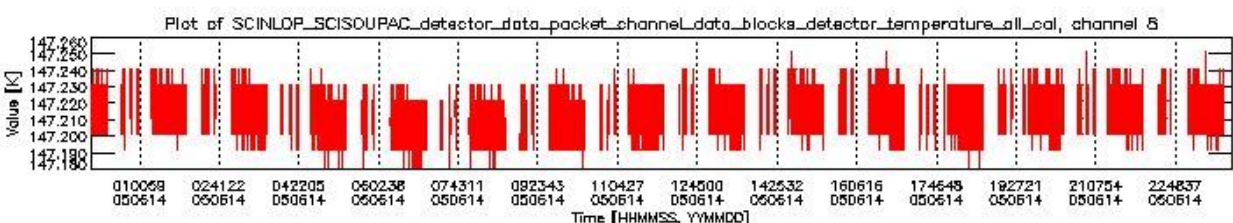
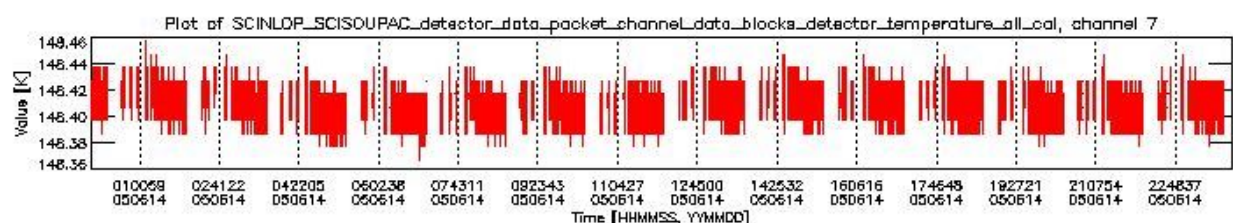
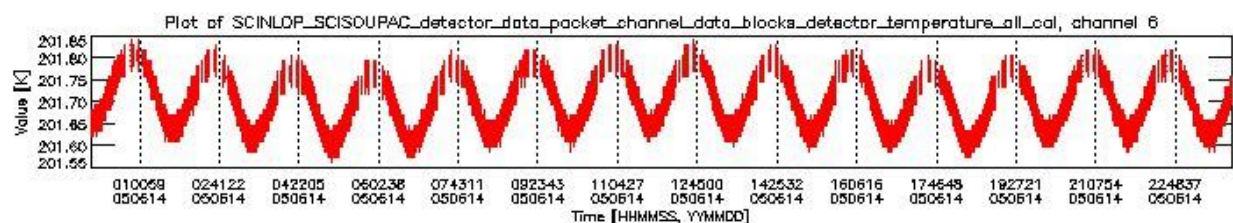
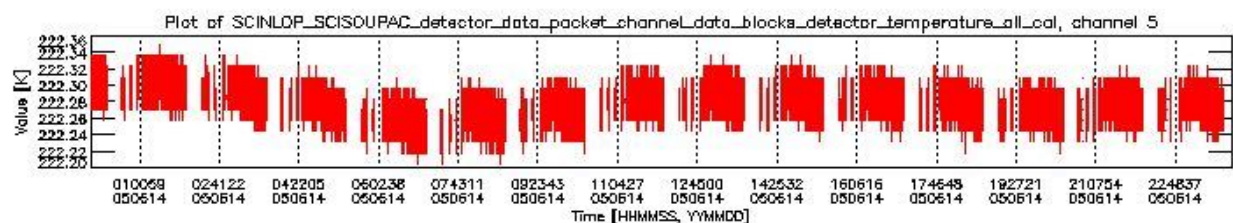
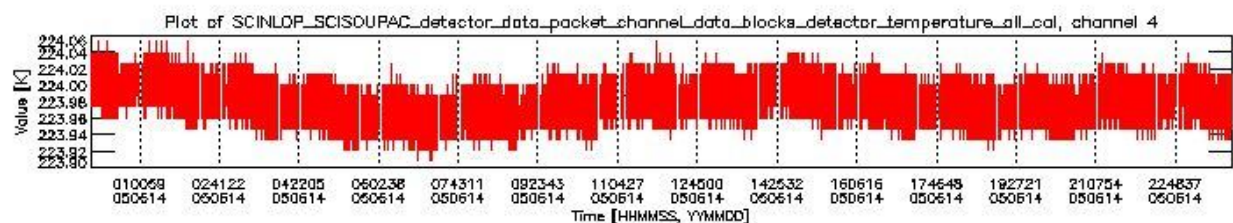
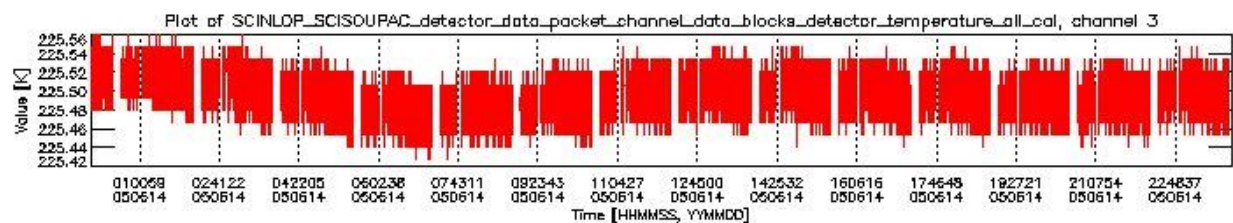
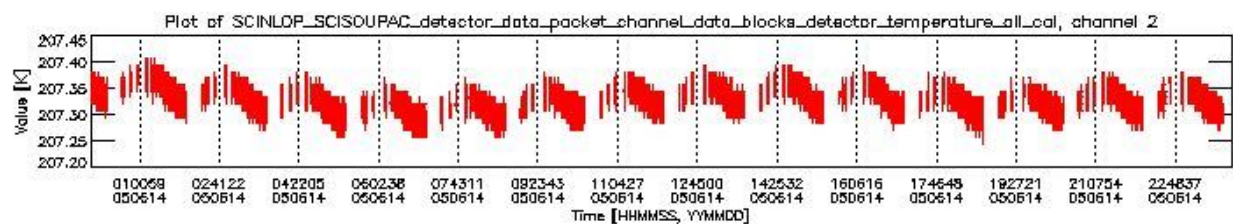
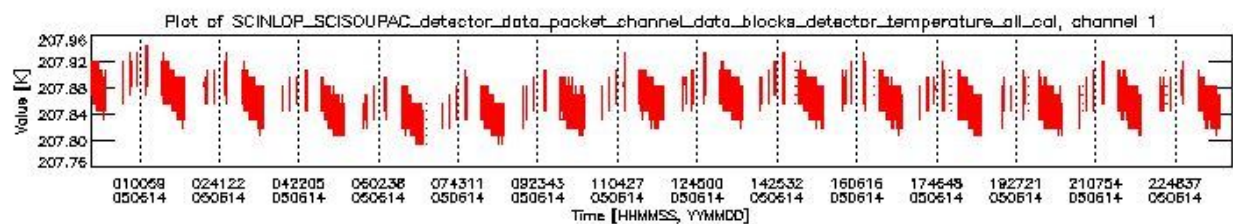
sciamachy_daily_report_level0_PFHS_5_33_N_20050614_1.PNG



sciamachy_daily_report_level0_PFHS_5_33_N_20050614_2.PNG



sciamachy_daily_report_level0_PFHS_5_33_N_20050614_3.PNG



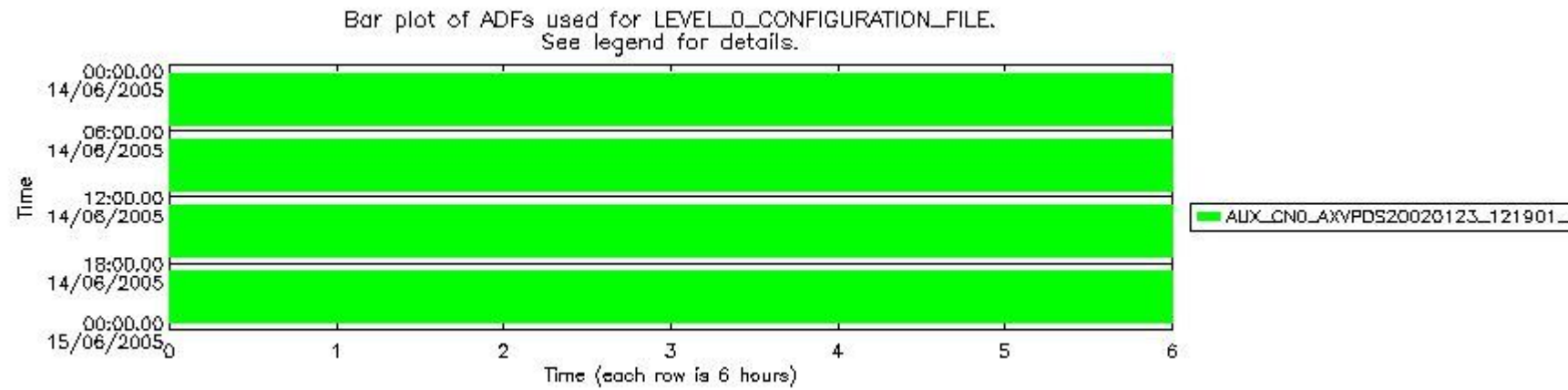
0.3 ADF monitoring

This section shows the (variation in) ADFs used for each of the products. It consists of:

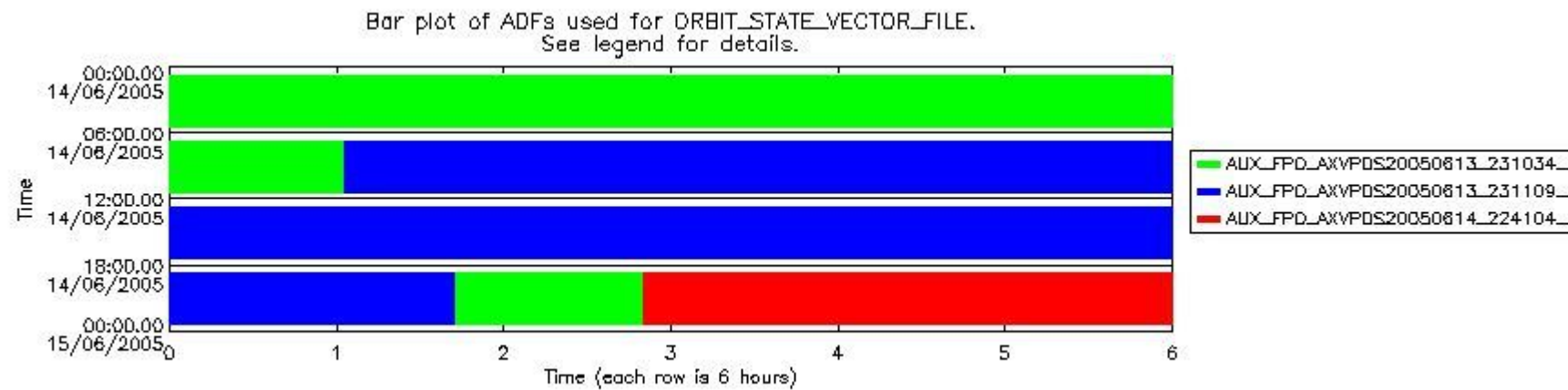
- A table showing which ADFs were used for processing (red values indicate that multiple ADFs of the same type were used)
- Various time line plots, one for each ADF, which show when which ADF was used.

If multiple ADFs of a single type were used, these are marked **red** in the table.

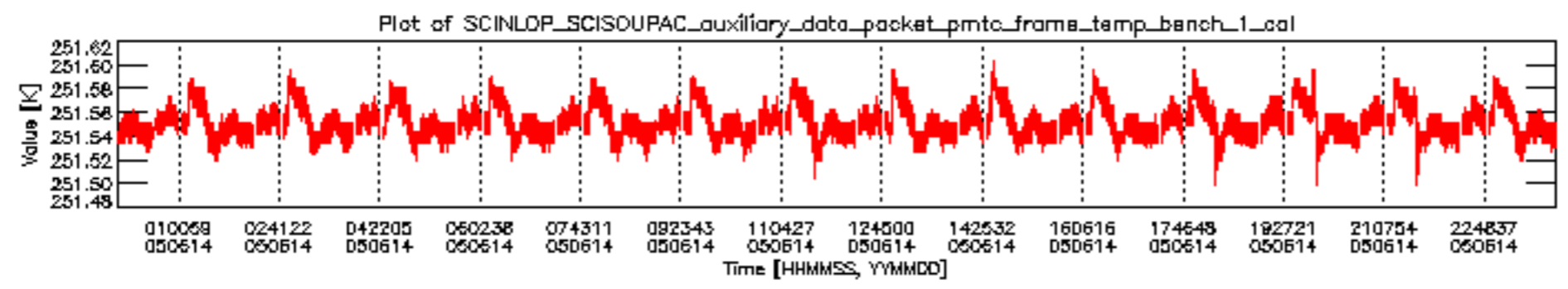
Number	ADF
	CNO (LEVEL_0_CONFIGURATION_FILE)
0	AUX_CNO_AXVPDS20020123_121901_20020101_000000_20200101_000000
	FPO (ORBIT_STATE_VECTOR_FILE)
1	AUX_FPO_AXVPDS20050613_231034_20050613_195901_20050623_212516
2	AUX_FPO_AXVPDS20050613_231109_20050613_195901_20050623_212516
3	AUX_FPO_AXVPDS20050614_224104_20050614_192724_20050624_205339

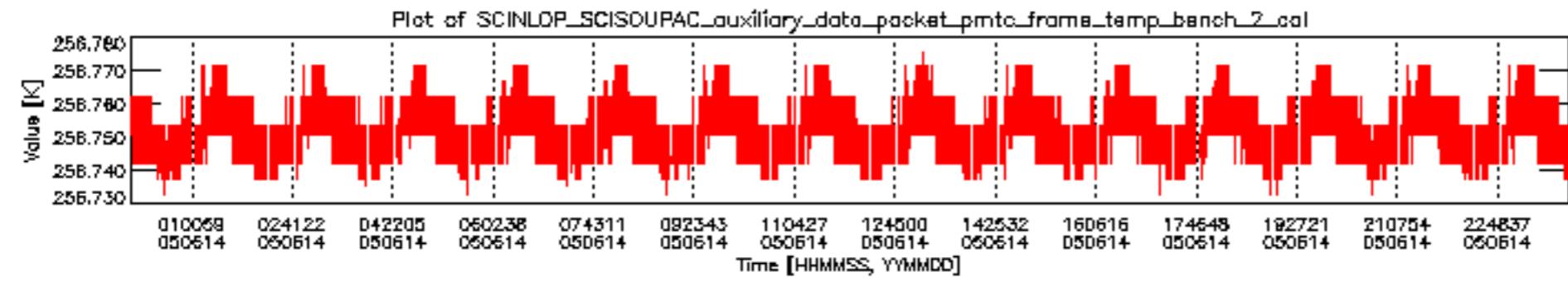


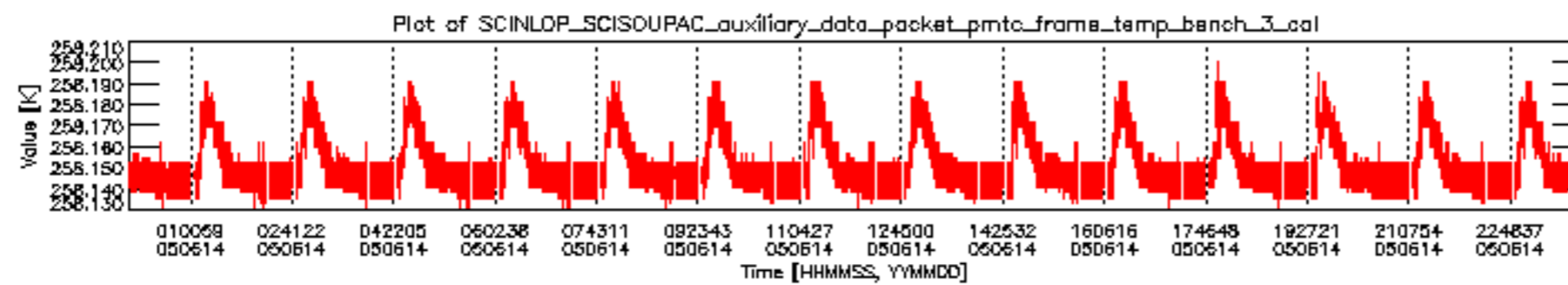
sciamachy_daily_report_level0_PFHS_5_33_N_20050614_5.PNG

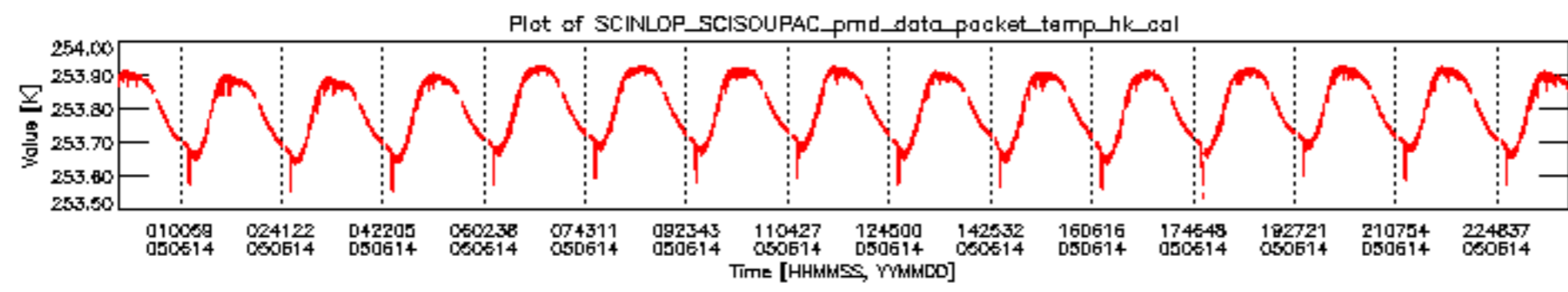


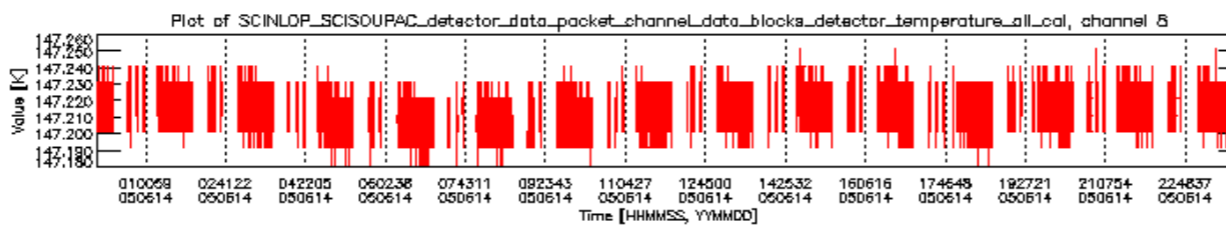
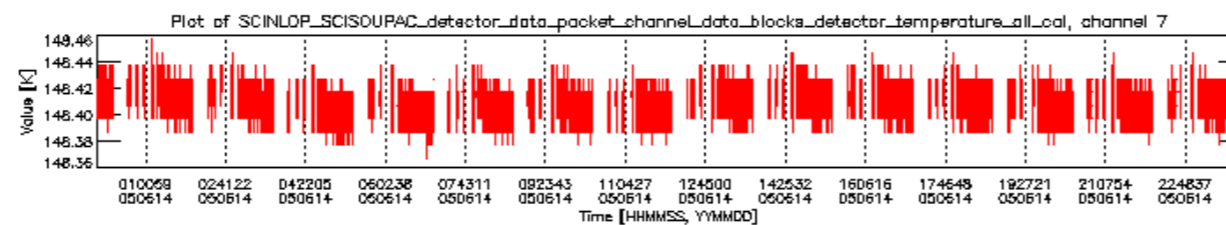
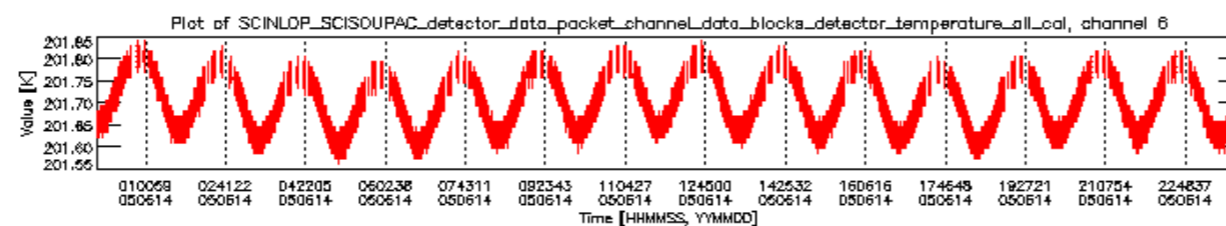
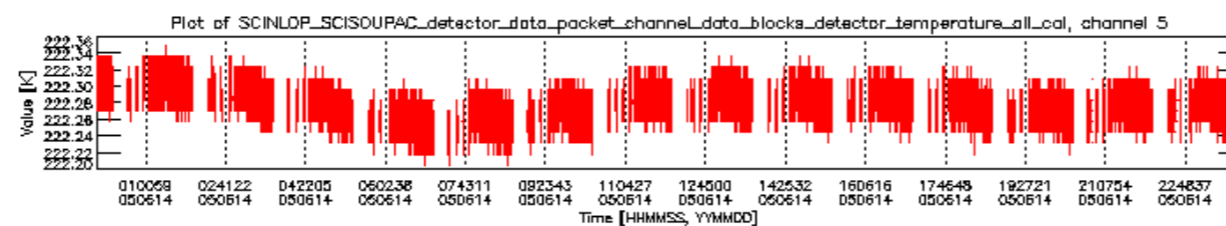
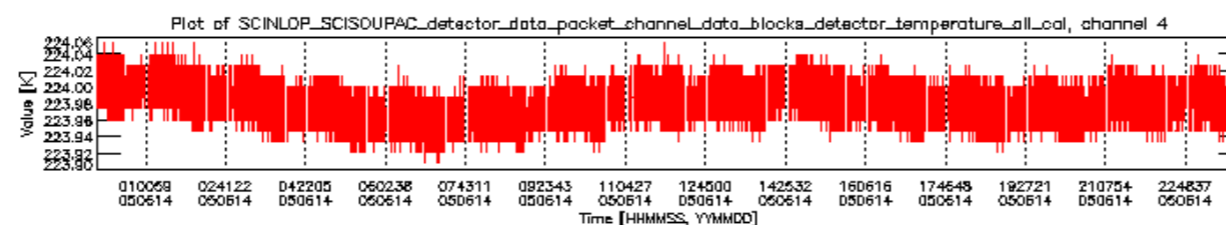
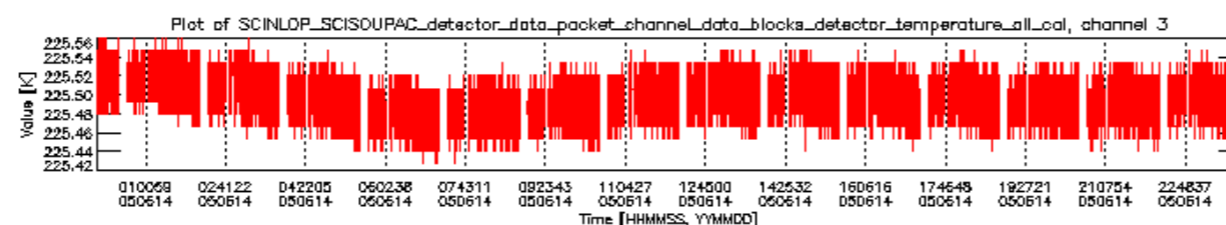
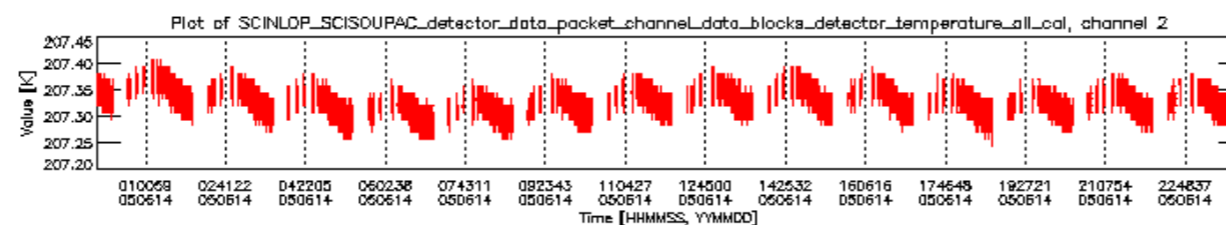
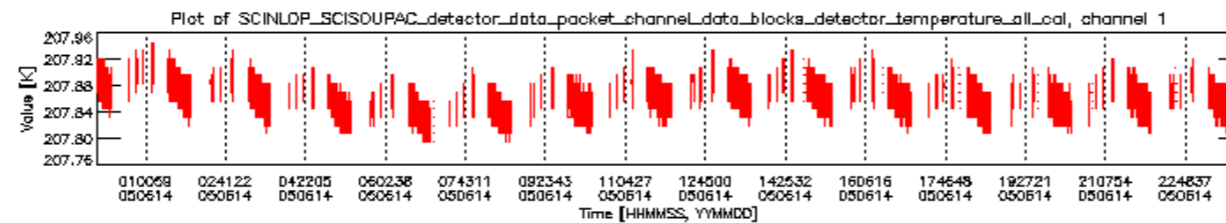
sciamachy_daily_report_level0_PFHS_5_33_N_20050614_6.PNG














Bar plot of ADFs used for ORBIT_STATE_VECTOR_FILE.
See legend for details.

