

0. SCIAMACHY Daily Report for level 0 products

[0.1 General Info](#)

[0.2 Product Quality Indicators](#)

[0.3 ADF monitoring](#)

0.1 General Info

This report contains a daily analysis on parameters extracted from SCIAMACHY level 0 data (The SCI_NL__0P product).

0.1.1 Report summary

The table below shows general characteristics of the data that are included into this report.

Item	Value
Report version	vdraft_20050403
Time of report generation	16JUN2005 12:34:48
Data source version	PFHS/5.33-N
Processing scope for products	12JUN2005 00:00:00 to 13JUN2005 00:00:00
Start time of first product within scope	11JUN2005 22:30:02
Stop time of last product within scope	13JUN2005 01:18:51
Total number of level 0 products	17
Number of level 0 products with errors	17

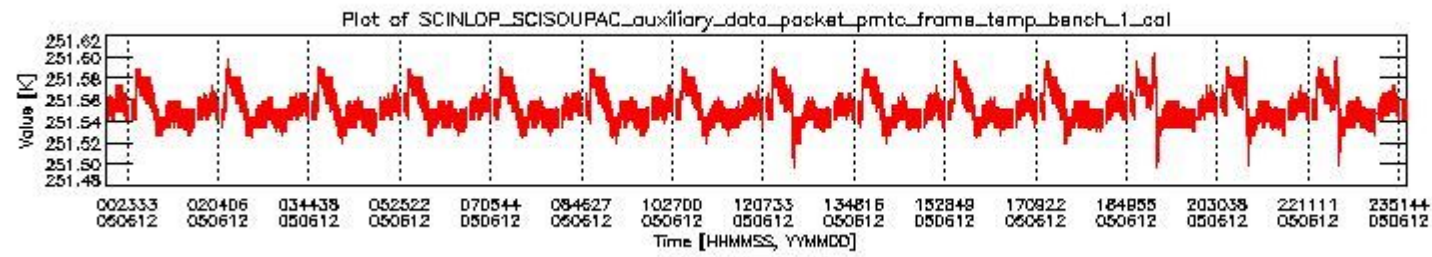
0.1.2 Summary per product

The following table shows a summary for each product used in this report.

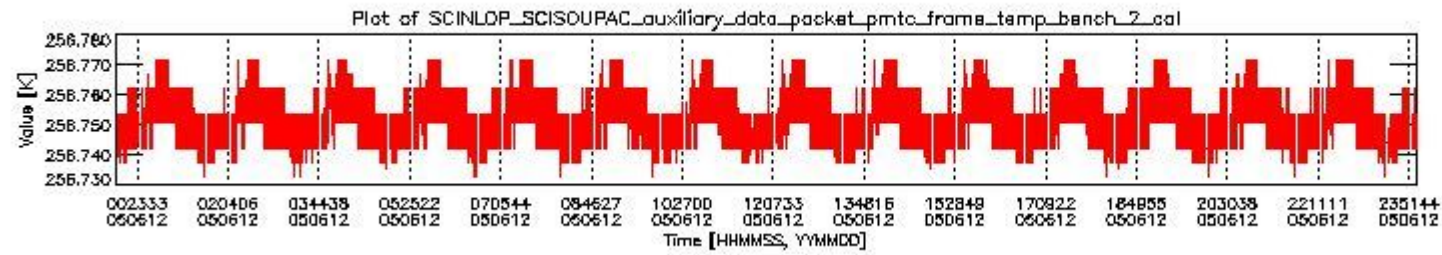
#	Product name	Start time	Stop time	Prod err	ISP err sign	ISP miss sign	ISP disc sign	rs sign
0	SCI_NL__0PNPDE20050611_223002_000061112038_00072_17160_0035.N1	11JUN2005 22:30:02	12JUN2005 00:11:53	1	0	1	0	0
1	SCI_NL__0PNPDE20050612_001109_000059602038_00073_17161_0036.N1	12JUN2005 00:11:09	12JUN2005 01:50:29	1	0	1	0	0
2	SCI_NL__0PNPDE20050612_014901_000044242038_00074_17162_0037.N1	12JUN2005 01:49:01	12JUN2005 03:02:46	1	0	1	0	0
3	SCI_NL__0PNPDE20050612_030246_000061602038_00075_17163_0038.N1	12JUN2005 03:02:46	12JUN2005 04:45:26	1	0	1	0	0
4	SCI_NL__0PNPDE20050612_044418_000061042038_00076_17164_0039.N1	12JUN2005 04:44:18	12JUN2005 06:26:02	1	0	1	0	0
5	SCI_NL__0PNPDK20050612_062506_000041002038_00077_17165_0043.N1	12JUN2005 06:25:06	12JUN2005 07:33:27	1	0	1	0	0
6	SCI_NL__0PNPDK20050612_073219_000062282038_00078_17166_0044.N1	12JUN2005 07:32:19	12JUN2005 09:16:07	1	0	1	0	0
7	SCI_NL__0PNPDK20050612_091512_000059672038_00079_17167_0045.N1	12JUN2005 09:15:12	12JUN2005 10:54:39	1	0	1	0	0
8	SCI_NL__0PNPDK20050612_105330_000061042038_00080_17168_0046.N1	12JUN2005 10:53:30	12JUN2005 12:35:15	1	0	1	0	0
9	SCI_NL__0PNPDK20050612_123419_000059672038_00081_17169_0047.N1	12JUN2005 12:34:19	12JUN2005 14:13:46	1	0	1	0	0
10	SCI_NL__0PNPDK20050612_141237_000058552038_00082_17170_0048.N1	12JUN2005 14:12:37	12JUN2005 15:50:13	1	0	1	0	0
11	SCI_NL__0PNPDK20050612_154917_000058162038_00083_17171_0049.N1	12JUN2005 15:49:17	12JUN2005 17:26:14	1	0	1	0	0
12	SCI_NL__0PNPDK20050612_172409_000061452038_00084_17172_0050.N1	12JUN2005 17:24:09	12JUN2005 19:06:35	1	0	1	0	0
13	SCI_NL__0PNPDK20050612_190526_000060202038_00085_17173_0051.N1	12JUN2005 19:05:26	12JUN2005 20:45:47	1	0	1	0	0
14	SCI_NL__0PNPDE20050612_204439_000043362038_00086_17174_0040.N1	12JUN2005 20:44:39	12JUN2005 21:56:56	1	0	1	0	0
15	SCI_NL__0PNPDE20050612_215527_000062872038_00086_17174_0041.N1	12JUN2005 21:55:27	12JUN2005 23:40:15	1	0	1	0	0
16	SCI_NL__0PNPDE20050612_233807_000060432038_00087_17175_0042.N1	12JUN2005 23:38:07	13JUN2005 01:18:51	1	0	1	0	0

0.2 Product Quality Indicators

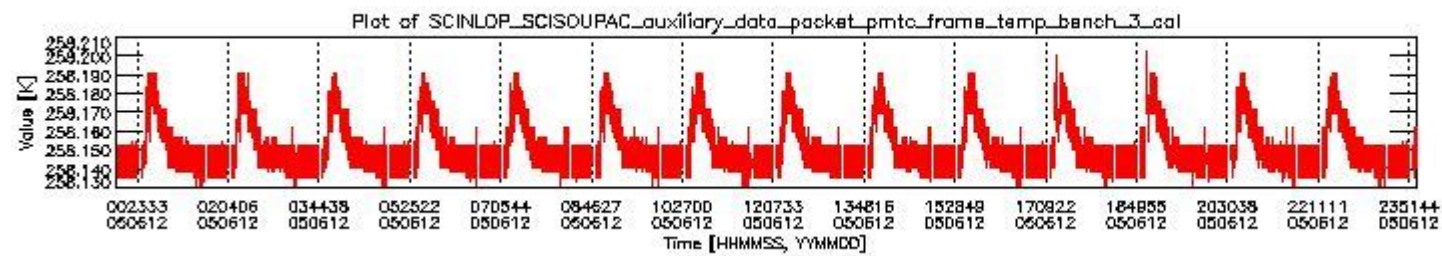
This section shows information about product quality, currently temperatures.



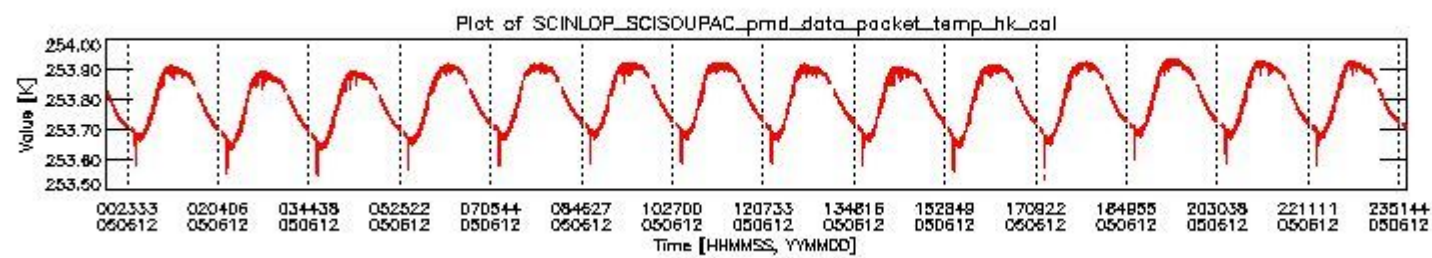
sciamachy_daily_report_level0_PFHS_5_33_N_20050612_0.PNG



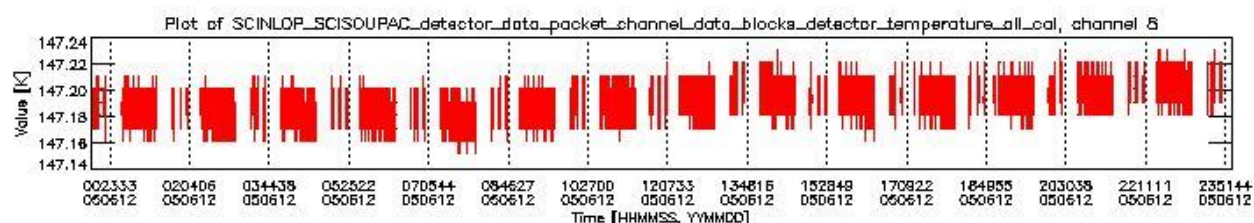
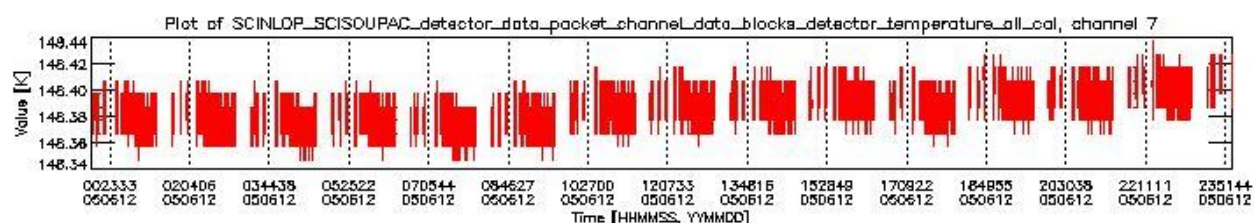
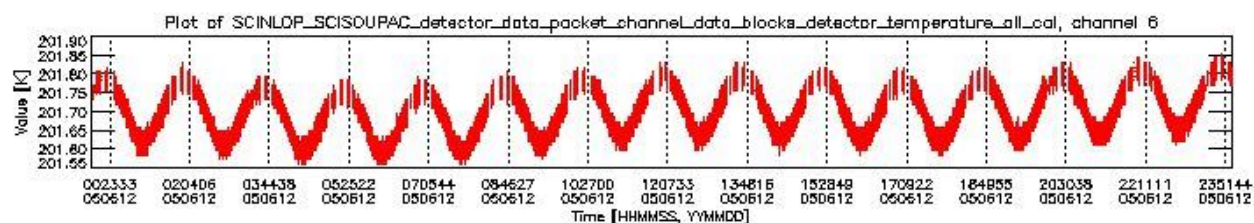
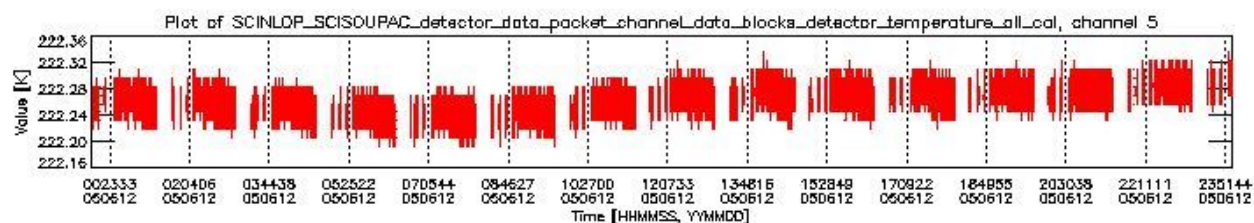
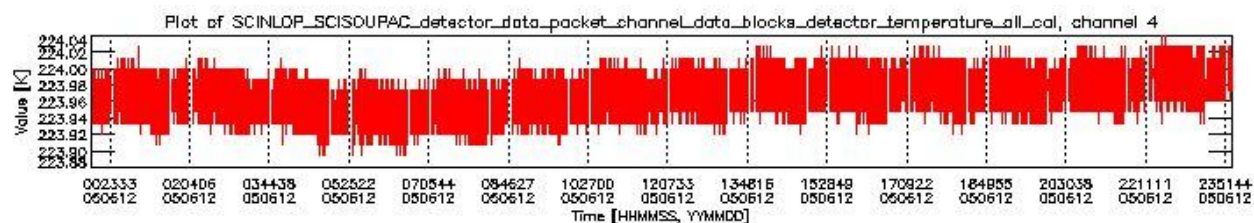
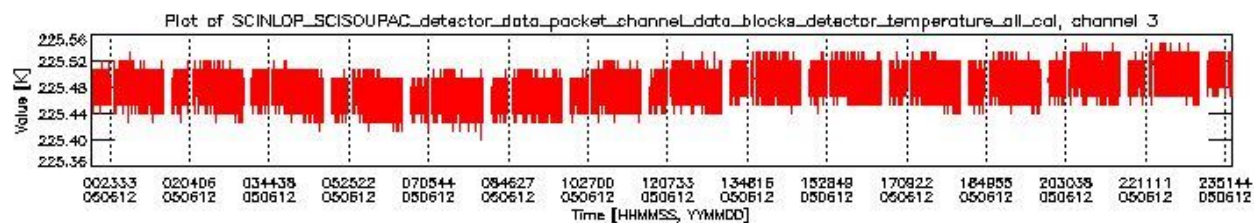
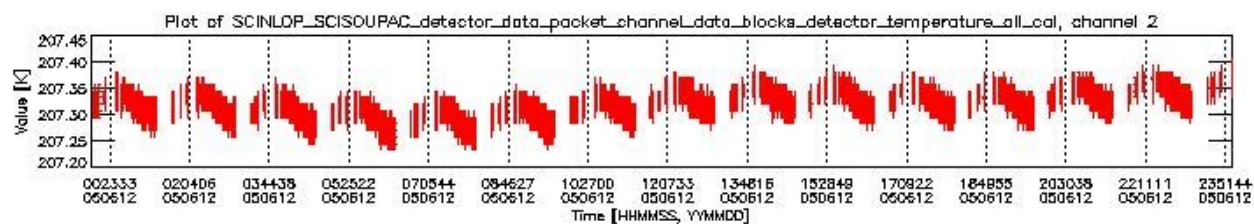
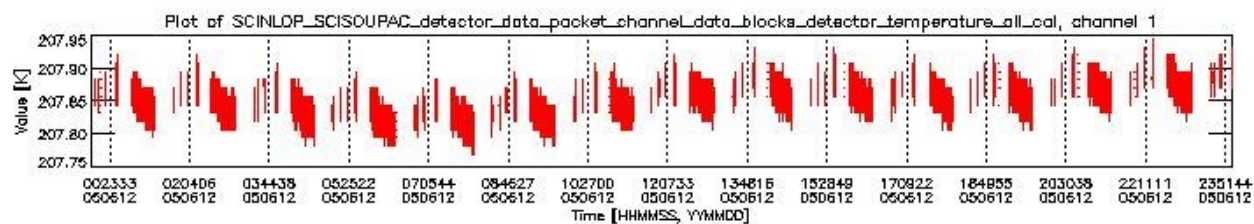
sciamachy_daily_report_level0_PFHS_5_33_N_20050612_1.PNG



sciamachy_daily_report_level0_PFHS_5_33_N_20050612_2.PNG



sciamachy_daily_report_level0_PFHS_5_33_N_20050612_3.PNG



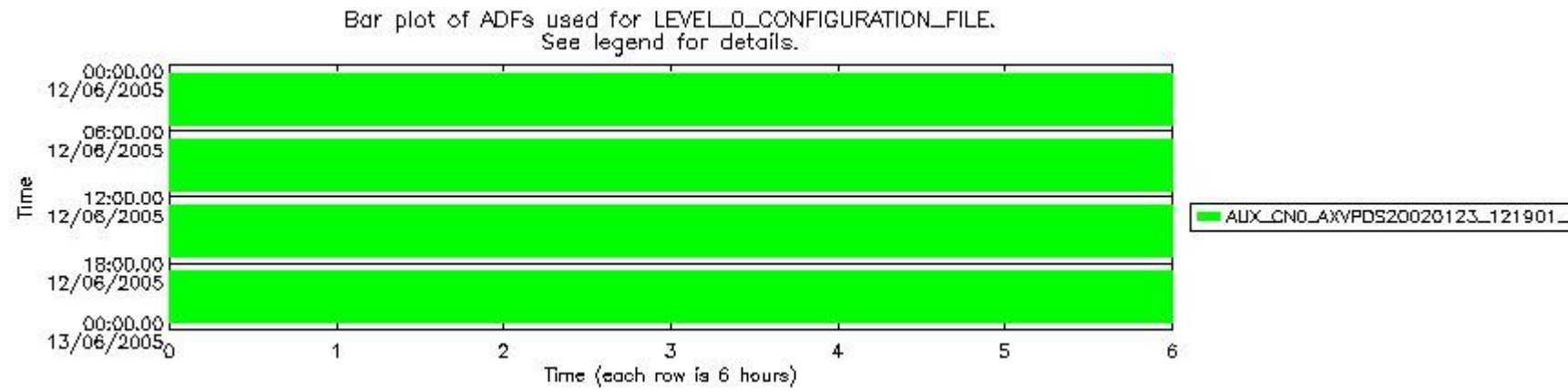
0.3 ADF monitoring

This section shows the (variation in) ADFs used for each of the products. It consists of:

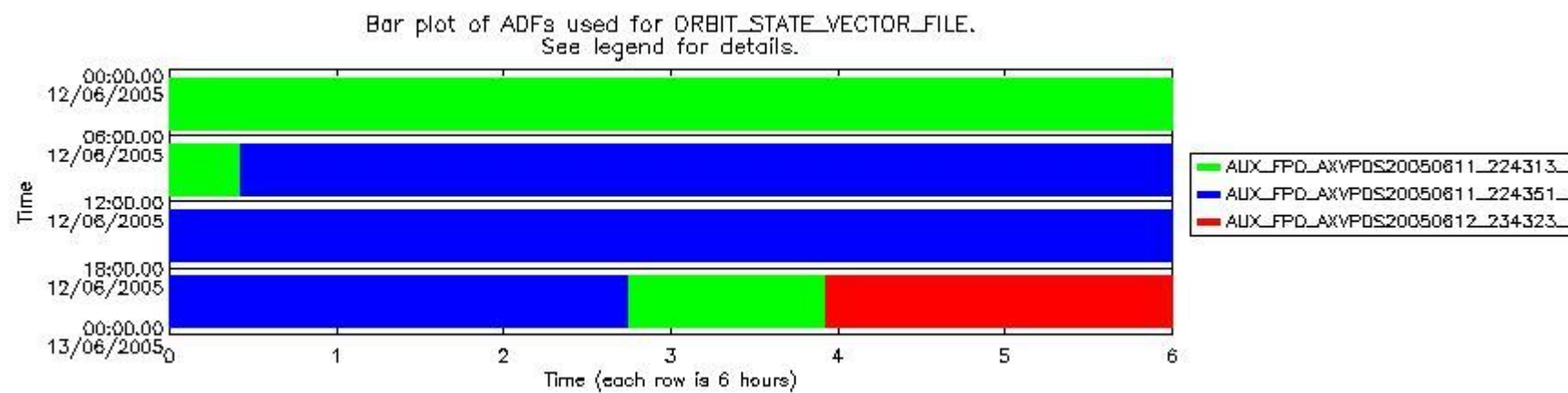
- A table showing which ADFs were used for processing (red values indicate that multiple ADFs of the same type were used)
- Various time line plots, one for each ADF, which show when which ADF was used.

If multiple ADFs of a single type were used, these are marked **red** in the table.

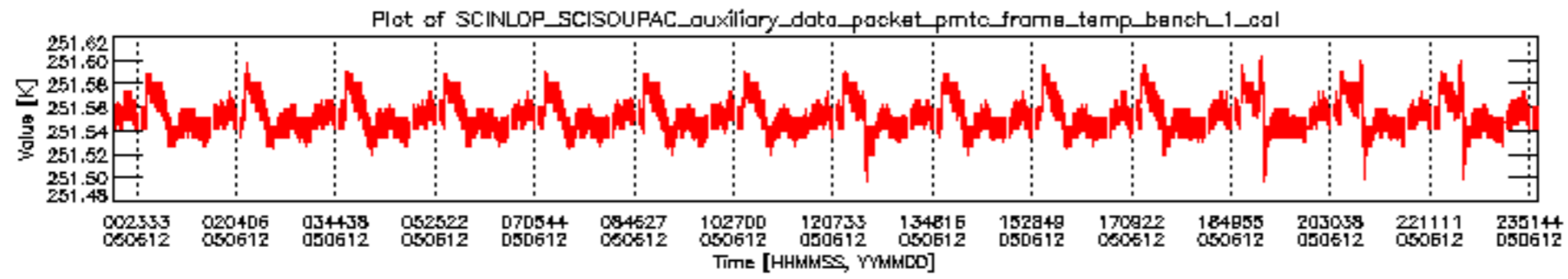
Number	ADF
	CNO (LEVEL_0_CONFIGURATION_FILE)
0	AUX_CNO_AXVPDS20020123_121901_20020101_000000_20200101_000000
	FPO (ORBIT_STATE_VECTOR_FILE)
1	AUX_FPO_AXVPDS20050611_224313_20050611_192138_20050621_204754
2	AUX_FPO_AXVPDS20050611_224351_20050611_192138_20050621_204754
3	AUX_FPO_AXVPDS20050612_234323_20050612_185001_20050622_201617

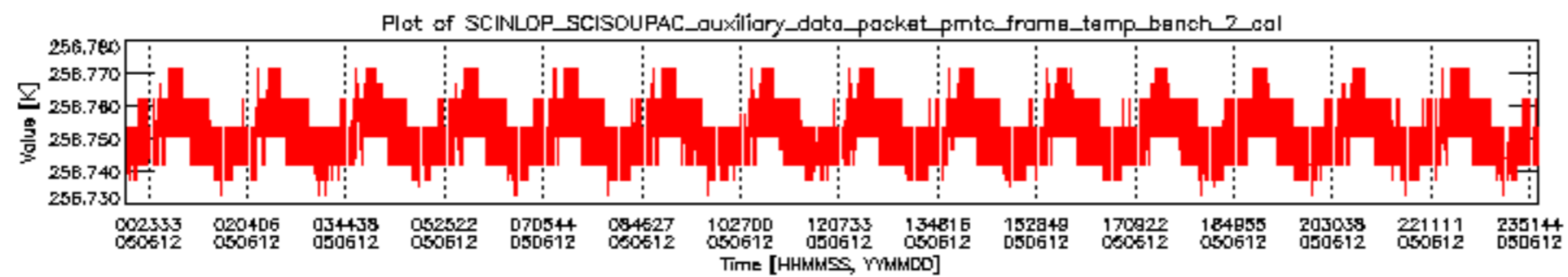


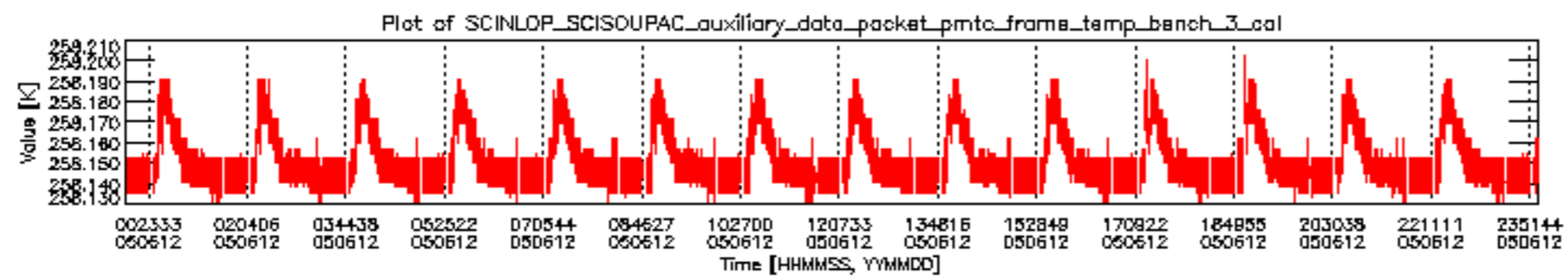
sciamachy_daily_report_level0_PFHS_5_33_N_20050612_5.PNG

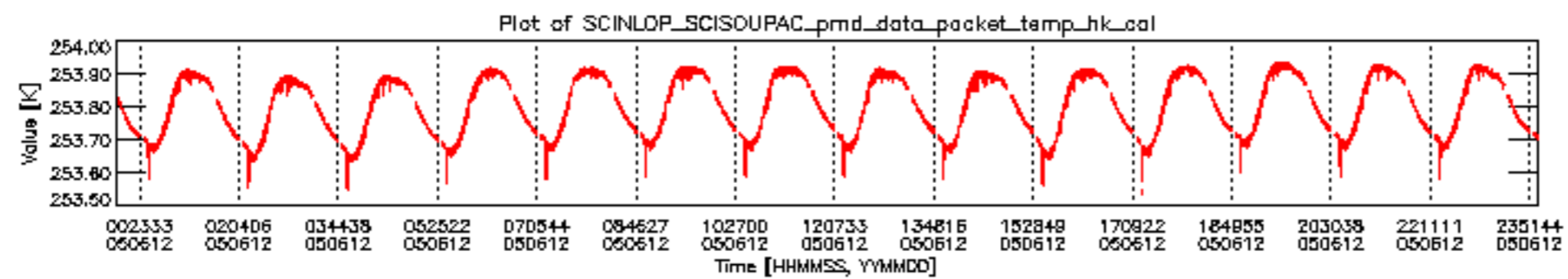


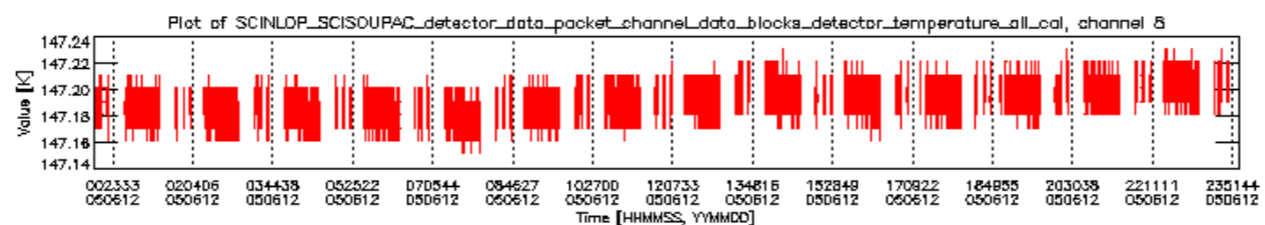
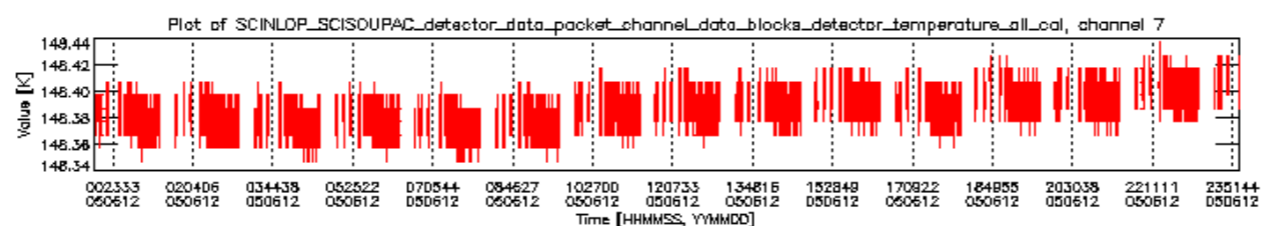
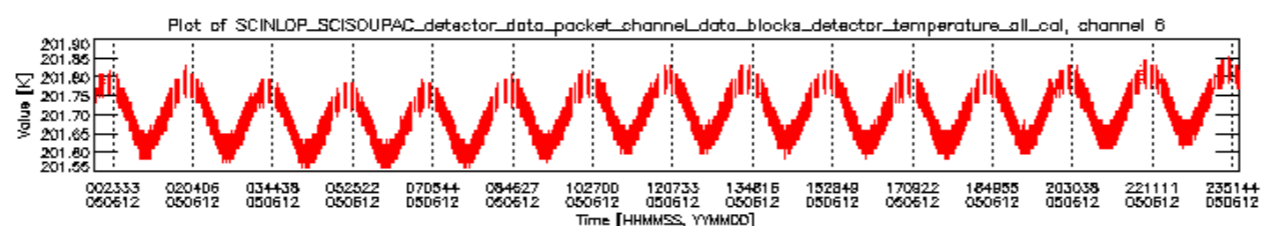
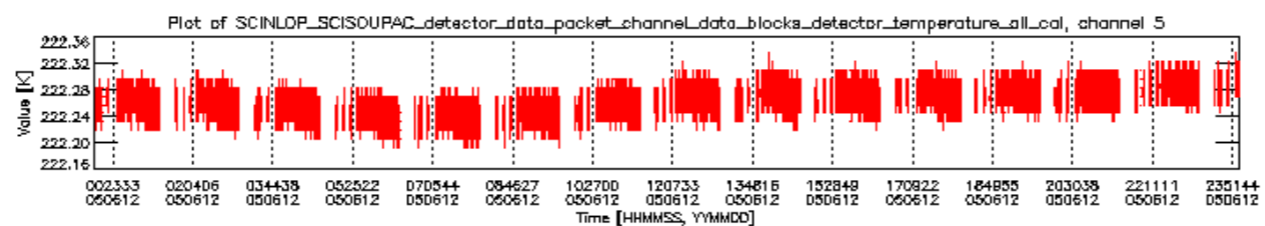
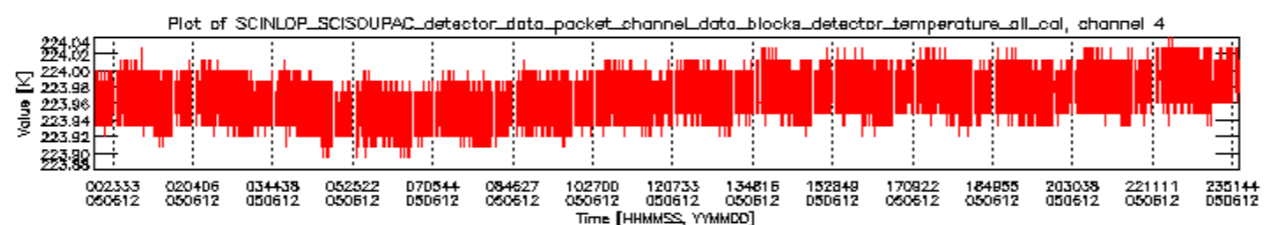
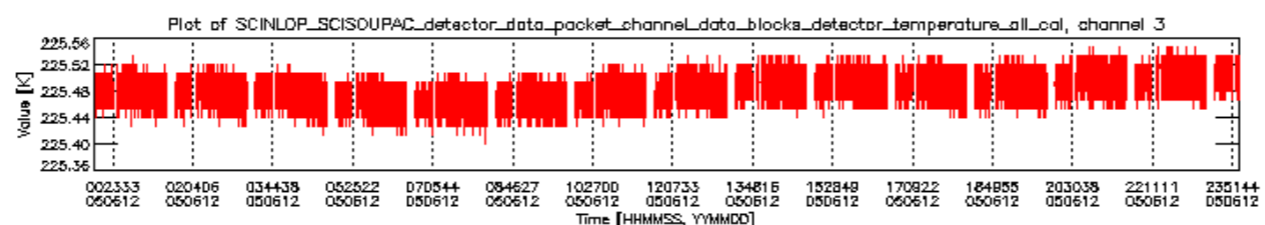
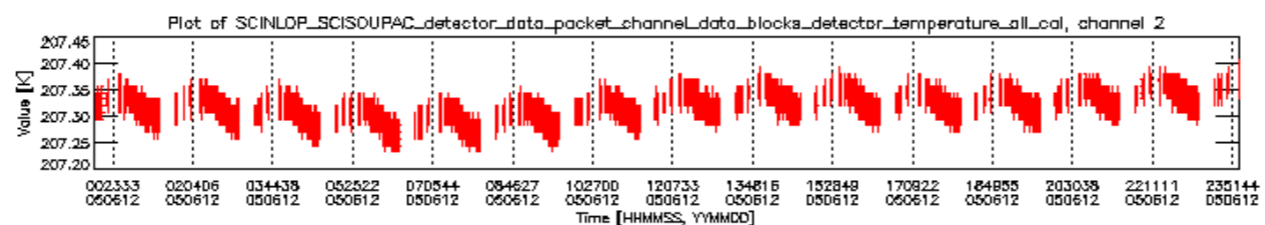
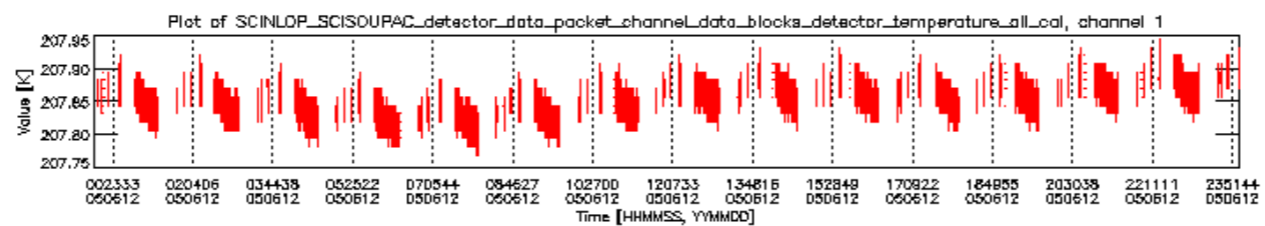
sciamachy_daily_report_level0_PFHS_5_33_N_20050612_6.PNG

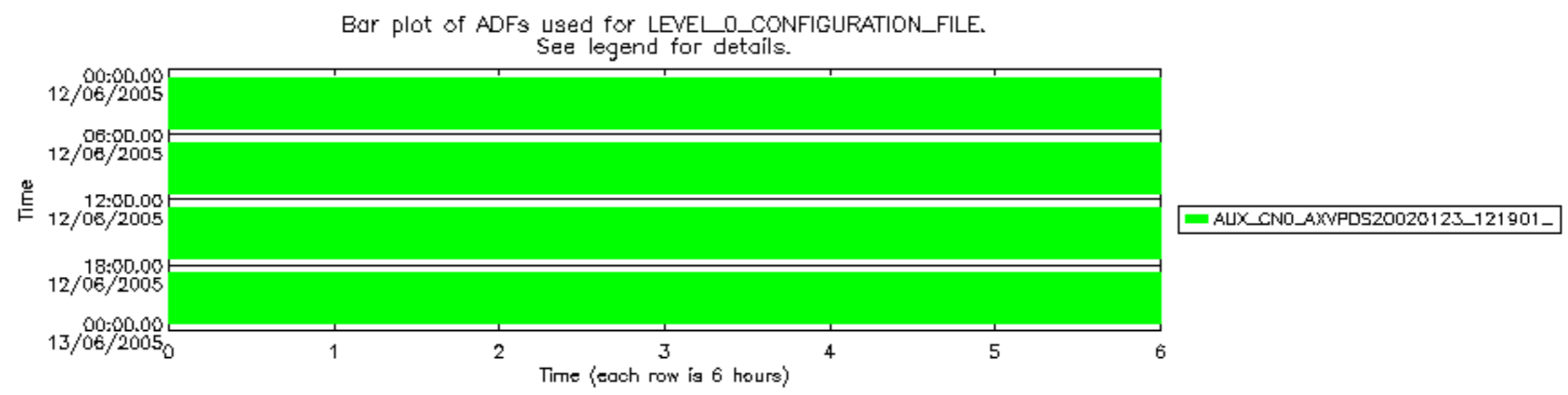












Bar plot of ADFs used for ORBIT_STATE_VECTOR_FILE.
See legend for details.

