

0. SCIAMACHY Daily Report for level 0 products

[0.1 General Info](#)

[0.2 Product Quality Indicators](#)

[0.3 ADF monitoring](#)

0.1 General Info

This report contains a daily analysis on parameters extracted from SCIAMACHY level 0 data (The SCI_NL__0P product).

0.1.1 Report summary

The table below shows general characteristics of the data that are included into this report.

Item	Value
Report version	vdraft_20050403
Time of report generation	09JUN2005 06:54:04
Data source version	PFHS/5.32-N
Processing scope for products	05JUN2005 00:00:00 to 06JUN2005 00:00:00
Start time of first product within scope	04JUN2005 22:50:21
Stop time of last product within scope	06JUN2005 00:00:33
Total number of level 0 products	16
Number of level 0 products with errors	16

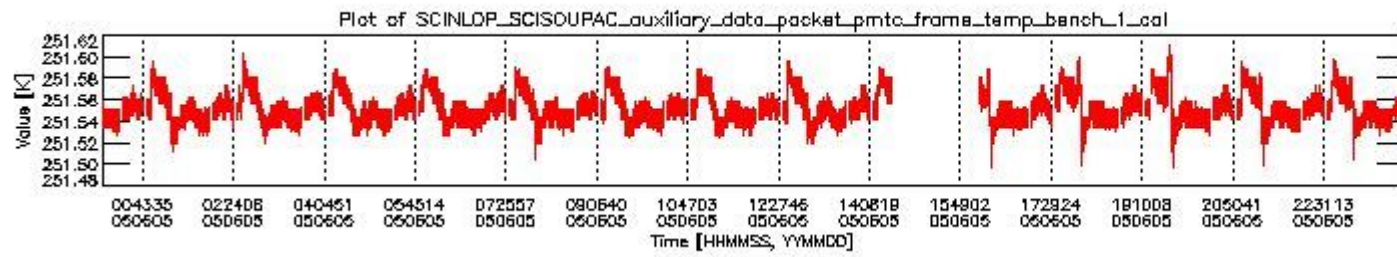
0.1.2 Summary per product

The following table shows a summary for each product used in this report.

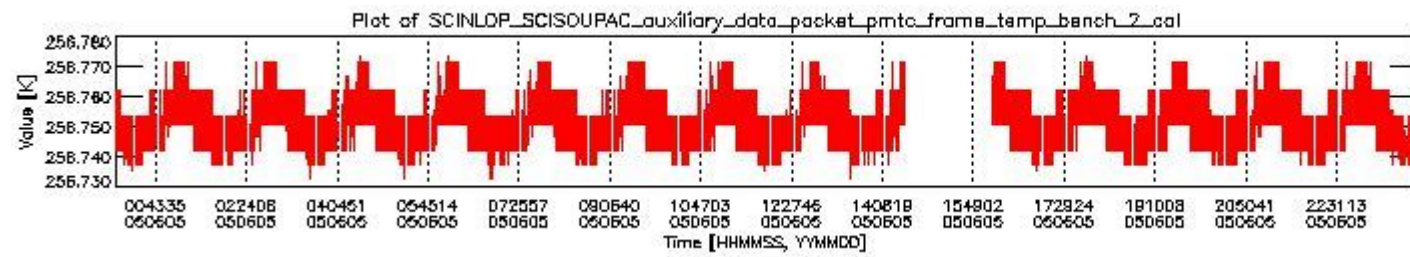
#	Product name	Start time	Stop time	Prod err	ISP err sign	ISP miss sign	ISP disc sign	rs sign
0	SCI_NL__0PNPDE20050604_225021_000059832037_00473_17060_3264.N1	04JUN2005 22:50:21	05JUN2005 00:30:05	1	0	1	0	0
1	SCI_NL__0PNPDE20050605_002931_000059452037_00474_17061_3265.N1	05JUN2005 00:29:31	05JUN2005 02:08:36	1	0	1	0	0
2	SCI_NL__0PNPDE20050605_020708_000045572037_00475_17062_3266.N1	05JUN2005 02:07:08	05JUN2005 03:23:05	1	0	1	0	0
3	SCI_NL__0PNPDE20050605_032305_000060912037_00476_17063_3267.N1	05JUN2005 03:23:05	05JUN2005 05:04:37	1	0	1	0	0
4	SCI_NL__0PNPDE20050605_050437_000060482037_00477_17064_3268.N1	05JUN2005 05:04:37	05JUN2005 06:45:26	1	0	1	0	0
5	SCI_NL__0PNPDK20050605_064417_000042252037_00478_17065_3727.N1	05JUN2005 06:44:17	05JUN2005 07:54:42	1	0	1	0	0
6	SCI_NL__0PNPDK20050605_075347_000060352037_00479_17066_3728.N1	05JUN2005 07:53:47	05JUN2005 09:34:22	1	0	1	0	0
7	SCI_NL__0PNPDK20050605_093422_000060912037_00480_17067_3729.N1	05JUN2005 09:34:22	05JUN2005 11:15:54	1	0	1	0	0
8	SCI_NL__0PNPDK20050605_111458_000059792037_00481_17068_3730.N1	05JUN2005 11:14:58	05JUN2005 12:54:38	1	0	1	0	0
9	SCI_NL__0PNPDK20050605_125438_000058422037_00482_17069_3731.N1	05JUN2005 12:54:38	05JUN2005 14:32:01	1	0	1	0	0
10	SCI_NL__0PNPDK20050605_125438_000058422037_00482_17069_3738.N1	05JUN2005 12:54:38	05JUN2005 14:32:01	1	0	1	0	0
11	SCI_NL__0PNPDK20050605_160936_000057602037_00484_17071_3733.N1	05JUN2005 16:09:36	05JUN2005 17:45:37	1	0	1	0	0
12	SCI_NL__0PNPDK20050605_174428_000060212037_00485_17072_3734.N1	05JUN2005 17:44:28	05JUN2005 19:24:49	1	0	1	0	0
13	SCI_NL__0PNPDK20050605_192245_000063252037_00486_17073_3735.N1	05JUN2005 19:22:45	05JUN2005 21:08:11	1	0	1	0	0
14	SCI_NL__0PNPDE20050605_210606_000043552037_00487_17074_3271.N1	05JUN2005 21:06:06	05JUN2005 22:18:42	1	0	1	0	0
15	SCI_NL__0PNPDE20050605_221758_000061552037_00487_17074_3272.N1	05JUN2005 22:17:58	06JUN2005 00:00:33	1	0	1	0	0

0.2 Product Quality Indicators

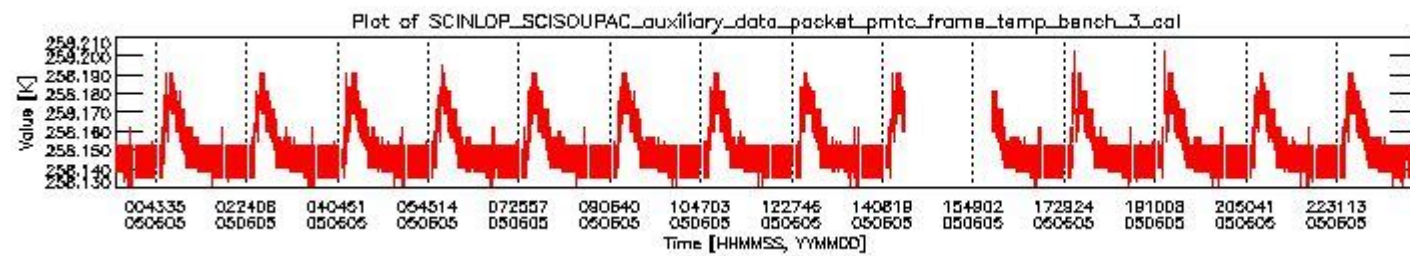
This section shows information about product quality, currently temperatures.



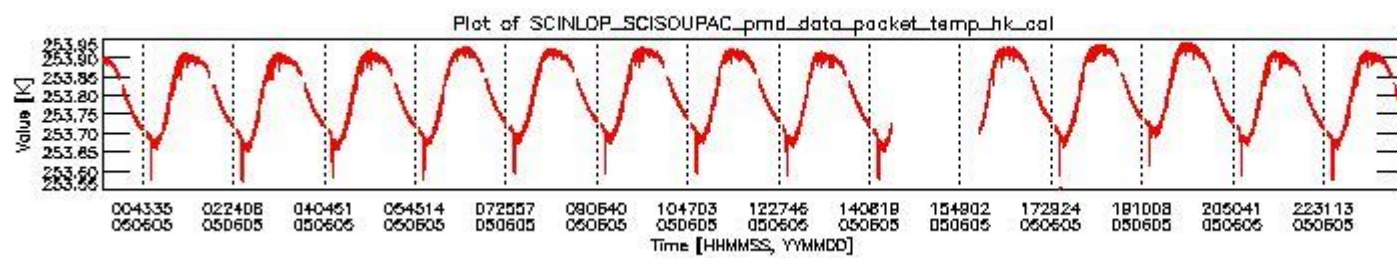
sciamachy_daily_report_level0_PFHS_5_32_N_20050605_0.PNG



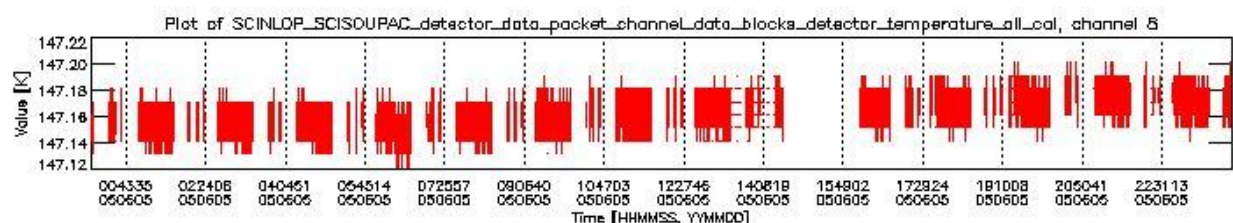
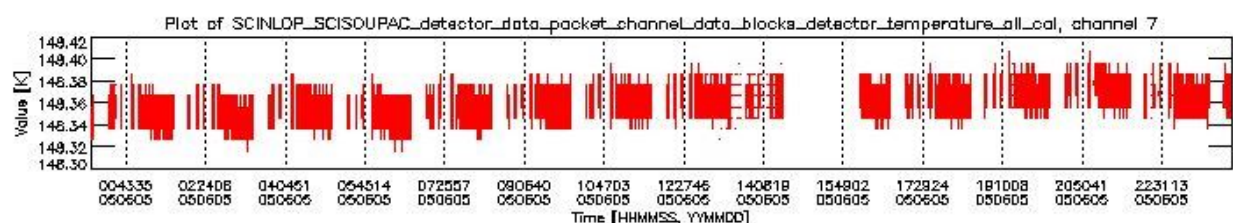
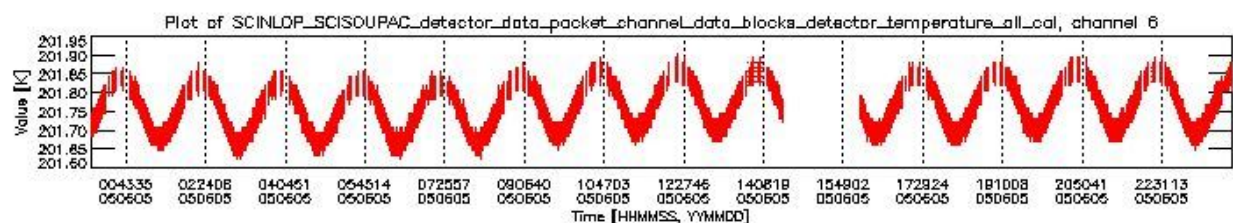
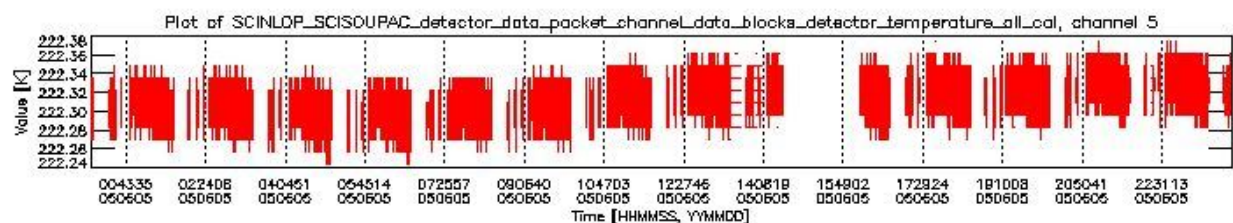
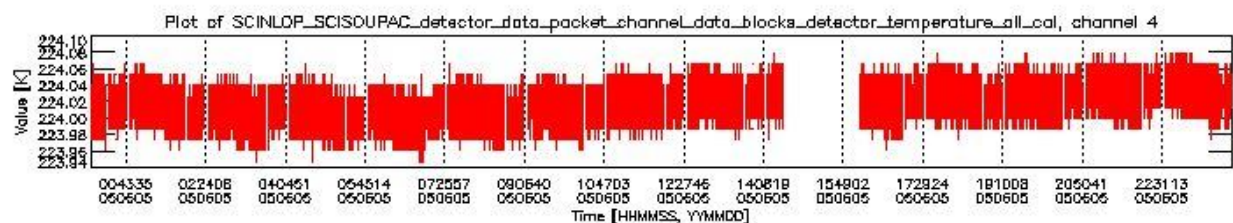
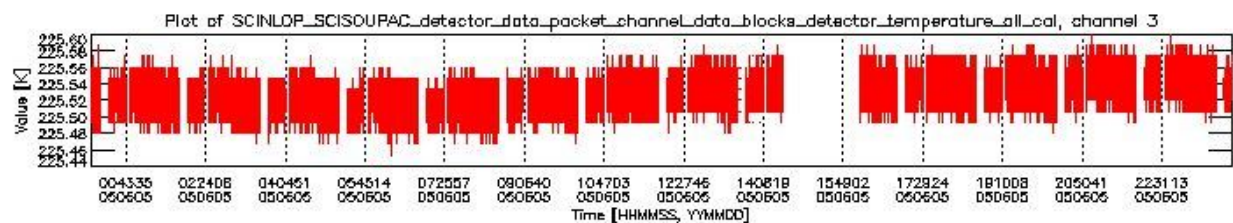
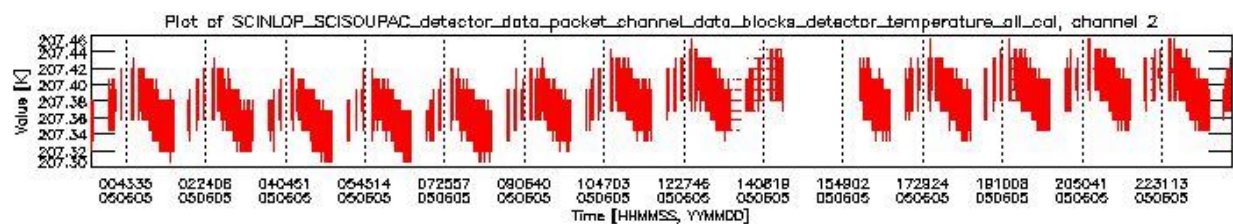
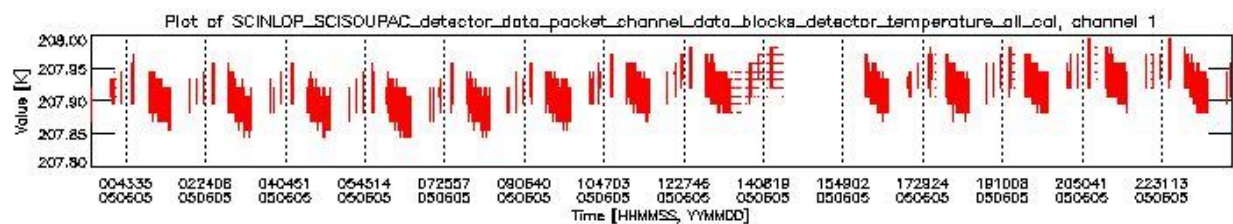
sciamachy_daily_report_level0_PFHS_5_32_N_20050605_1.PNG



sciamachy_daily_report_level0_PFHS_5_32_N_20050605_2.PNG



sciamachy_daily_report_level0_PFHS_5_32_N_20050605_3.PNG



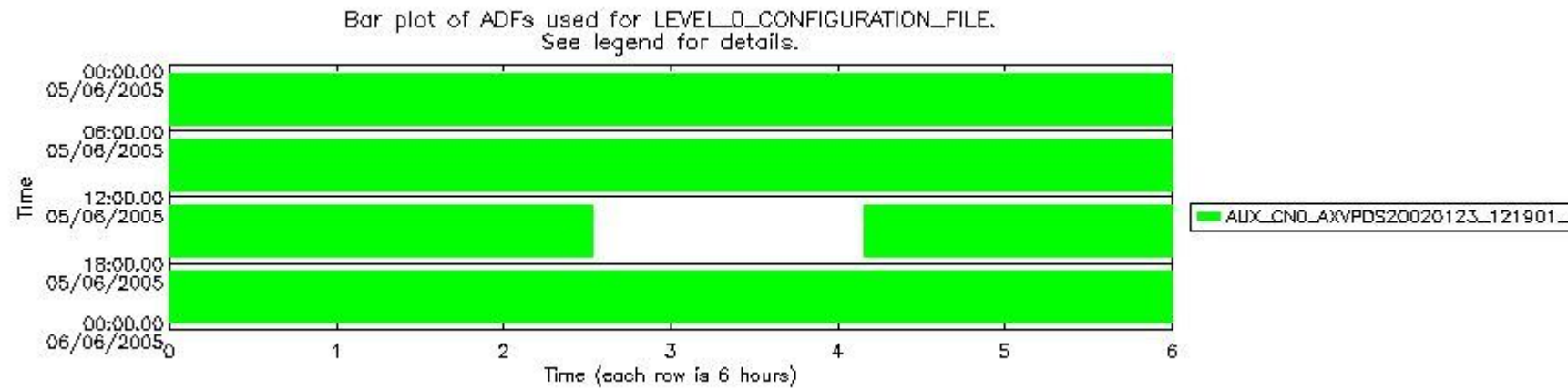
0.3 ADF monitoring

This section shows the (variation in) ADFs used for each of the products. It consists of:

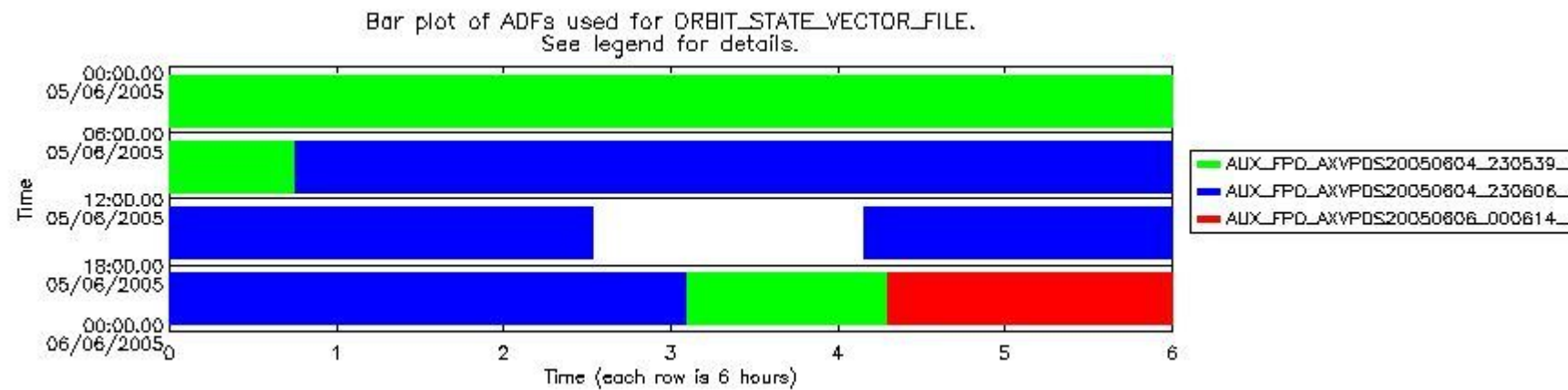
- A table showing which ADFs were used for processing (red values indicate that multiple ADFs of the same type were used)
- Various time line plots, one for each ADF, which show when which ADF was used.

If multiple ADFs of a single type were used, these are marked **red** in the table.

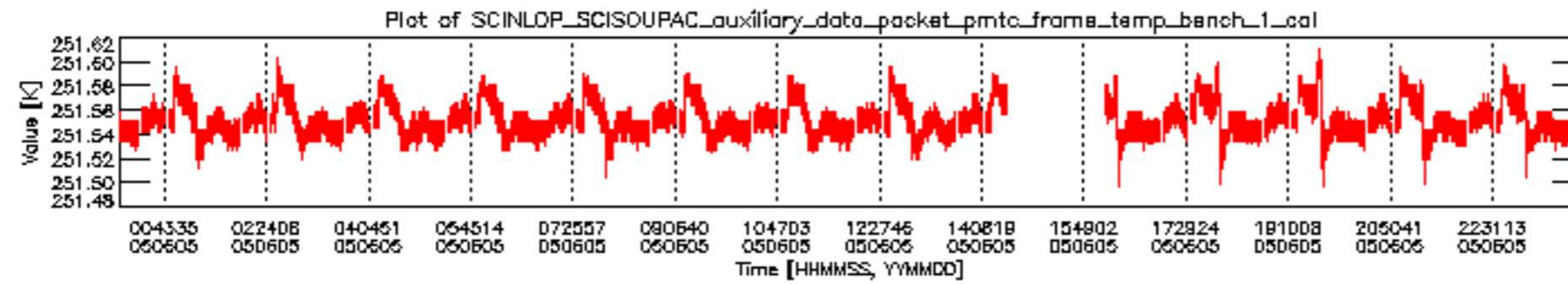
Number	ADF
	CNO (LEVEL_0_CONFIGURATION_FILE)
0	AUX_CNO_AXVPDS20020123_121901_20020101_000000_20200101_000000
	FPO (ORBIT_STATE_VECTOR_FILE)
1	AUX_FPO_AXVPDS20050604_230539_20050604_194145_20050614_210757
2	AUX_FPO_AXVPDS20050604_230606_20050604_194145_20050614_210757
3	AUX_FPO_AXVPDS20050606_000614_20050605_191008_20050615_203620

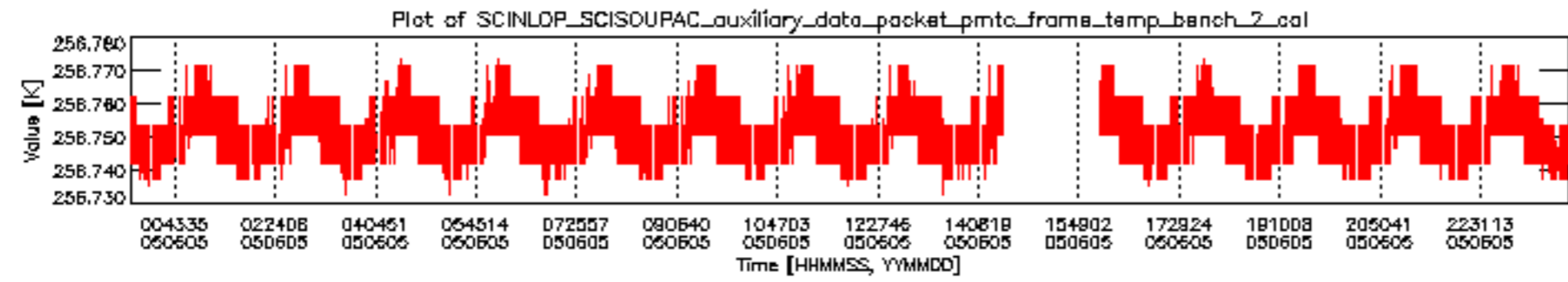


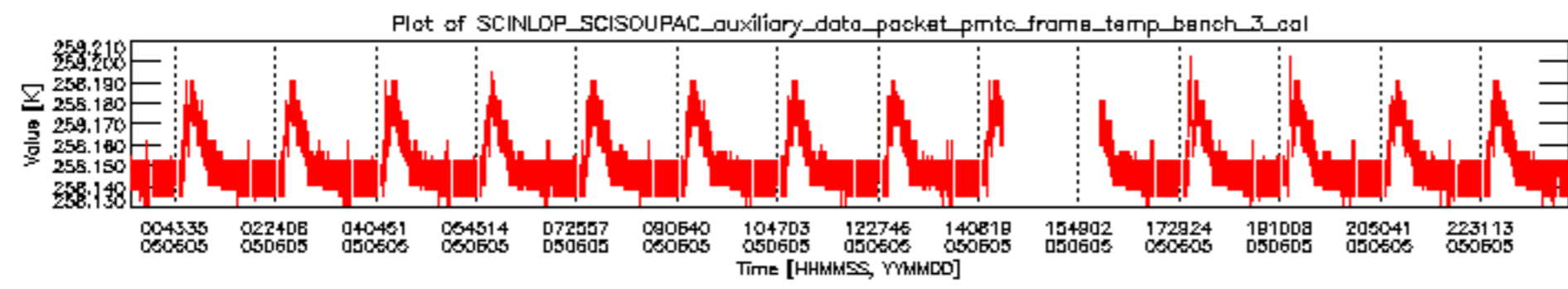
sciamachy_daily_report_level0_PFHS_5_32_N_20050605_5.PNG

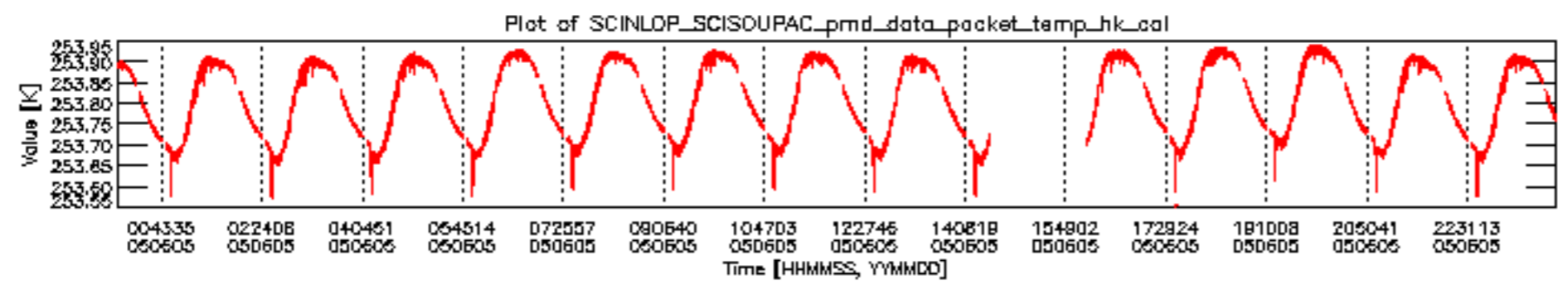


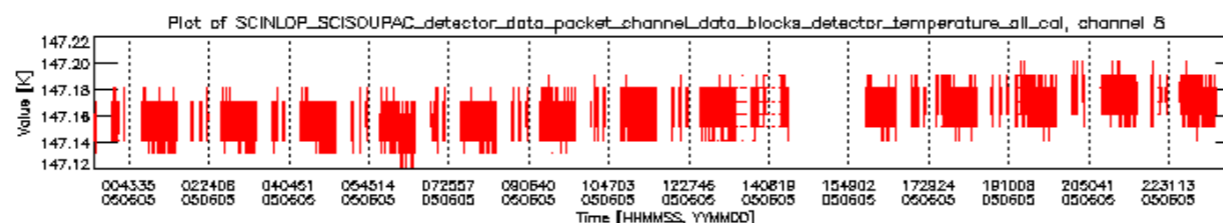
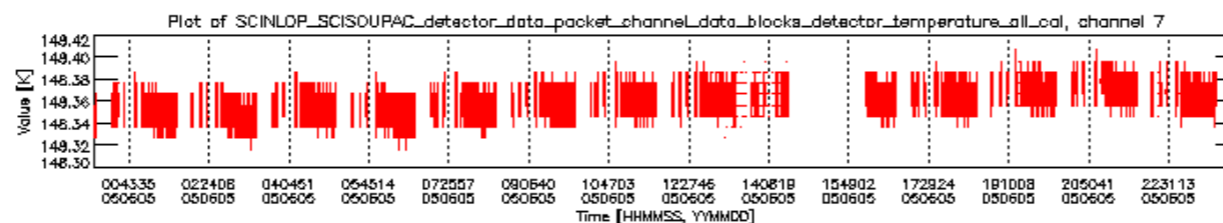
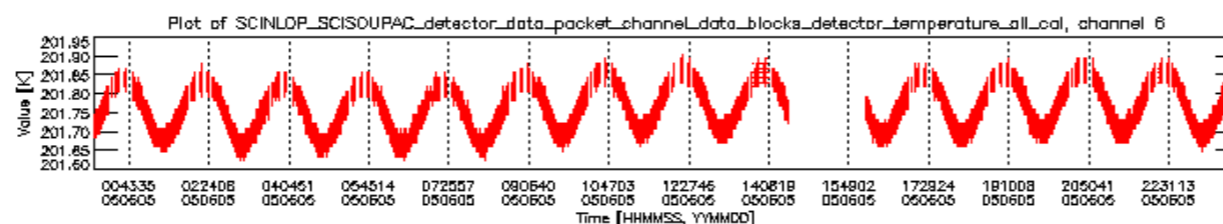
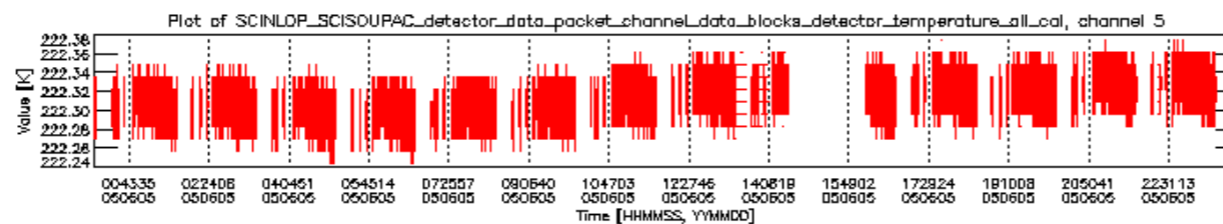
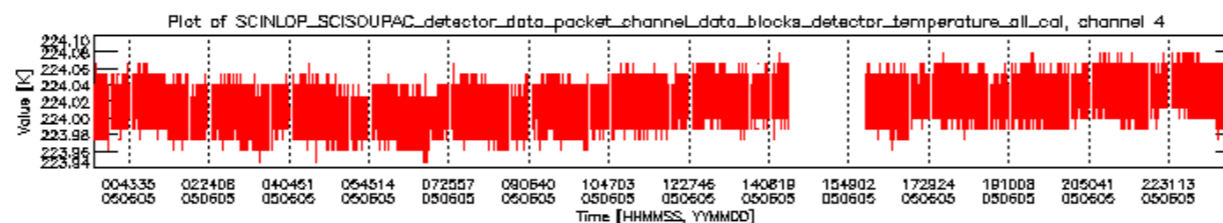
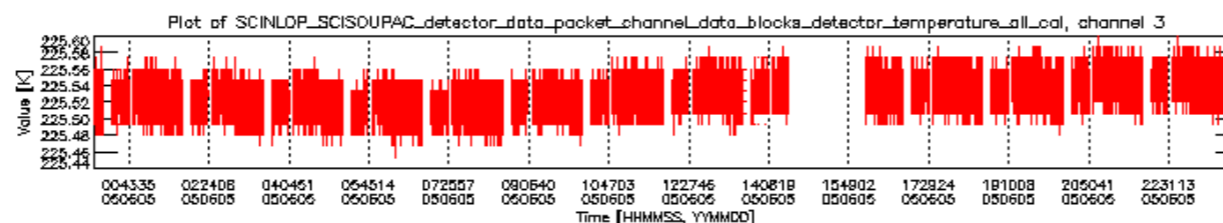
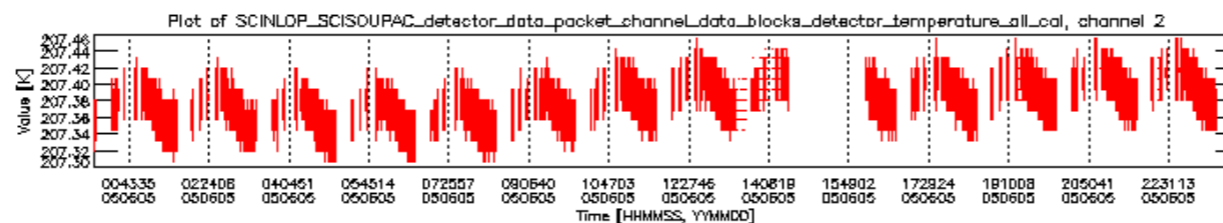
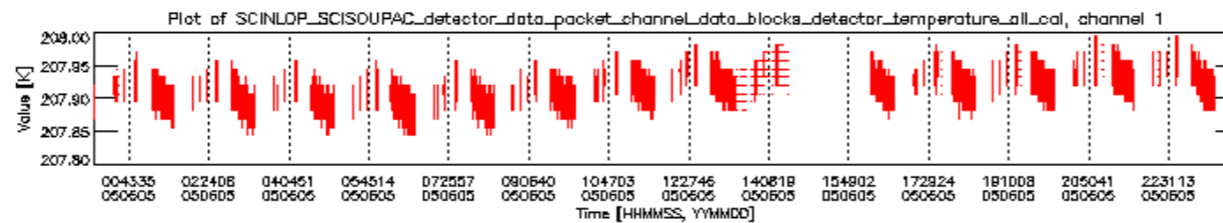
sciamachy_daily_report_level0_PFHS_5_32_N_20050605_6.PNG

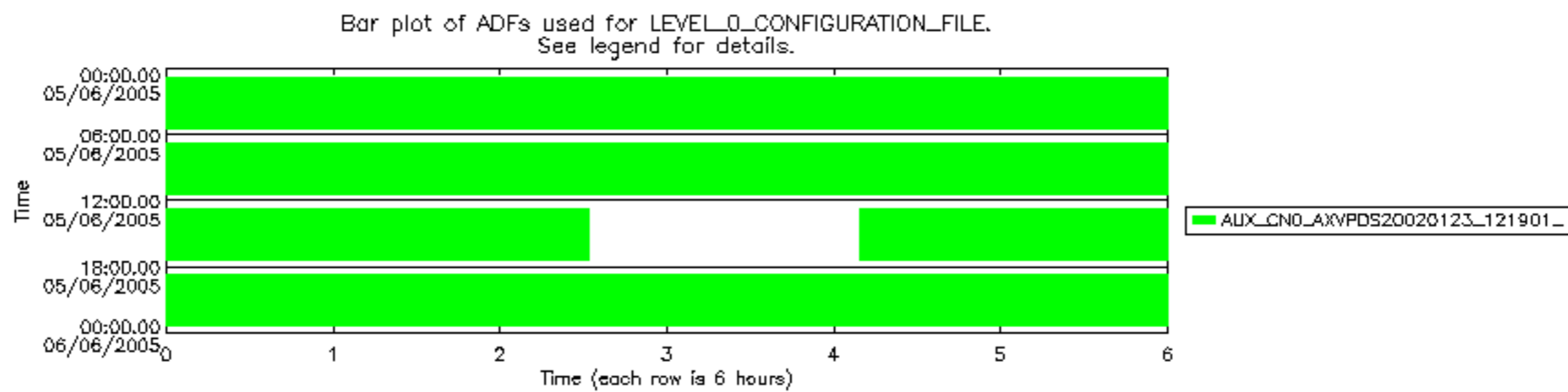












Bar plot of ADFs used for ORBIT_STATE_VECTOR_FILE.
See legend for details.

