

0. SCIAMACHY Daily Report for level 0 products

[0.1 General Info](#)

[0.2 Product Quality Indicators](#)

[0.3 ADF monitoring](#)

0.1 General Info

This report contains a daily analysis on parameters extracted from SCIAMACHY level 0 data (The SCI_NL__0P product).

0.1.1 Report summary

The table below shows general characteristics of the data that are included into this report.

Item	Value
Report version	vdraft_20050403
Time of report generation	08JUN2005 11:24:30
Data source version	PFHS/5.32-N
Processing scope for products	04JUN2005 00:00:00 to 05JUN2005 00:00:00
Start time of first product within scope	03JUN2005 23:19:48
Stop time of last product within scope	05JUN2005 00:30:05
Total number of level 0 products	17
Number of level 0 products with errors	17

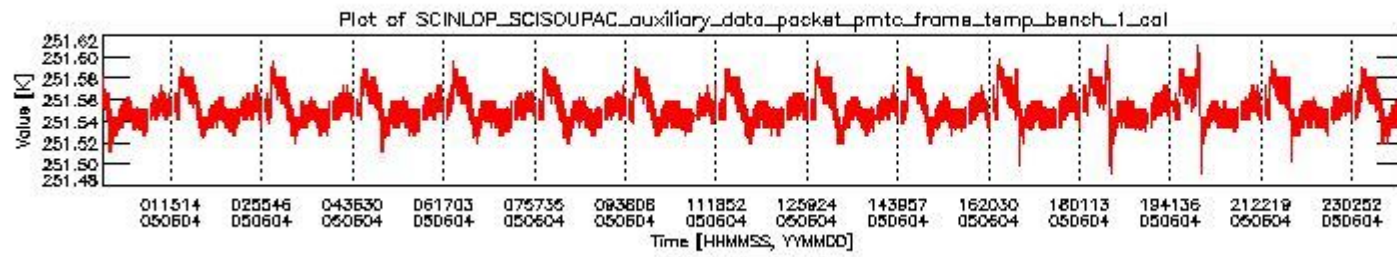
0.1.2 Summary per product

The following table shows a summary for each product used in this report.

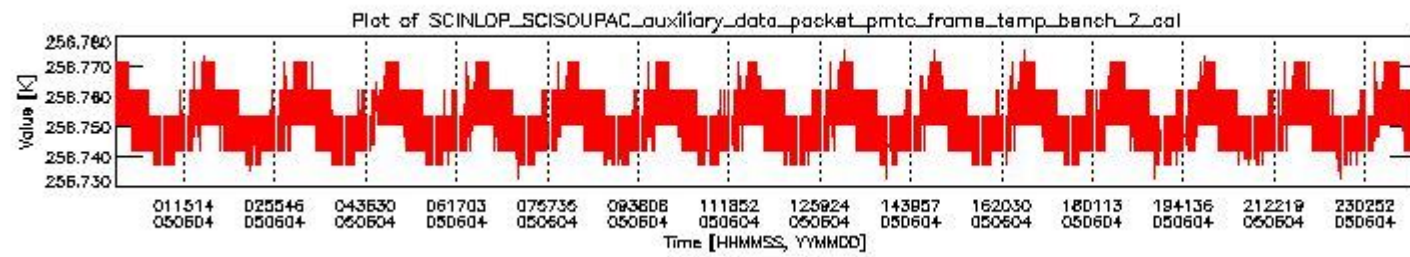
#	Product name	Start time	Stop time	Prod err	ISP err sign	ISP miss sign	ISP disc sign	rs sign
0	SCI_NL__0PNPDE20050603_231948_000061992037_00459_17046_3257.N1	03JUN2005 23:19:48	04JUN2005 01:03:07	1	0	1	0	0
1	SCI_NL__0PNPDE20050604_010144_000043452037_00460_17047_3258.N1	04JUN2005 01:01:44	04JUN2005 02:14:09	1	0	1	0	0
2	SCI_NL__0PNPDE20050604_021300_000062282037_00461_17048_3259.N1	04JUN2005 02:13:00	04JUN2005 03:56:49	1	0	1	0	0
3	SCI_NL__0PNPDE20050604_035553_000060232037_00462_17049_3260.N1	04JUN2005 03:55:53	04JUN2005 05:36:16	1	0	1	0	0
4	SCI_NL__0PNPDE20050604_053616_000061042037_00463_17050_3261.N1	04JUN2005 05:36:16	04JUN2005 07:18:01	1	0	1	0	0
5	SCI_NL__0PNPDK20050604_071801_000039762037_00464_17051_3717.N1	04JUN2005 07:18:01	04JUN2005 08:24:17	1	0	1	0	0
6	SCI_NL__0PNPDK20050604_082417_000061602037_00465_17052_3718.N1	04JUN2005 08:24:17	04JUN2005 10:06:57	1	0	1	0	0
7	SCI_NL__0PNPDK20050604_100657_000059792037_00466_17053_3719.N1	04JUN2005 10:06:57	04JUN2005 11:46:37	1	0	1	0	0
8	SCI_NL__0PNPDK20050604_114529_000059792037_00467_17054_3720.N1	04JUN2005 11:45:29	04JUN2005 13:25:08	1	0	1	0	0
9	SCI_NL__0PNPDK20050604_132508_000059672037_00468_17055_3721.N1	04JUN2005 13:25:08	04JUN2005 15:04:36	1	0	1	0	0
10	SCI_NL__0PNPDK20050604_150340_000058552037_00469_17056_3722.N1	04JUN2005 15:03:40	04JUN2005 16:41:15	1	0	1	0	0
11	SCI_NL__0PNPDK20050604_150436_000057992037_00469_17056_3725.N1	04JUN2005 15:04:36	04JUN2005 16:41:15	1	0	1	0	0
12	SCI_NL__0PNPDK20050604_164115_000056912037_00470_17057_3723.N1	04JUN2005 16:41:15	04JUN2005 18:16:07	1	0	1	0	0
13	SCI_NL__0PNPDK20050604_181415_000060642037_00471_17058_3724.N1	04JUN2005 18:14:15	04JUN2005 19:55:20	1	0	1	0	0
14	SCI_NL__0PNPDE20050604_195328_000042362037_00472_17059_3262.N1	04JUN2005 19:53:28	04JUN2005 21:04:05	1	0	1	0	0
15	SCI_NL__0PNPDE20050604_210237_000065512037_00472_17059_3263.N1	04JUN2005 21:02:37	04JUN2005 22:51:49	1	0	1	0	0
16	SCI_NL__0PNPDE20050604_225021_000059832037_00473_17060_3264.N1	04JUN2005 22:50:21	05JUN2005 00:30:05	1	0	1	0	0

0.2 Product Quality Indicators

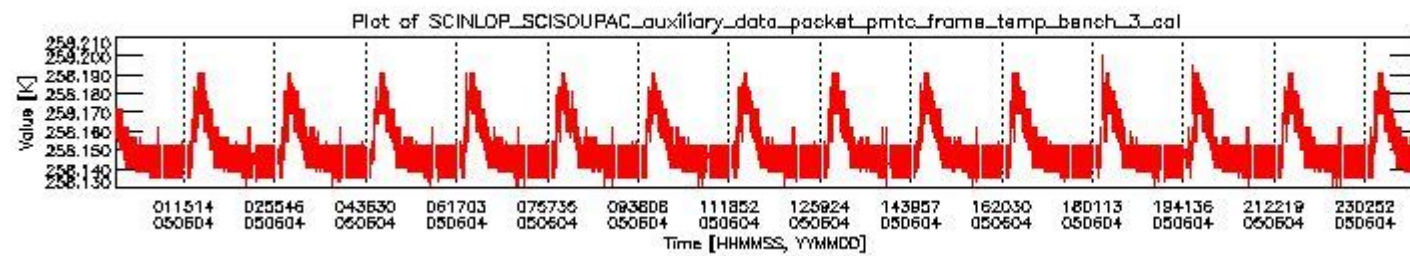
This section shows information about product quality, currently temperatures.



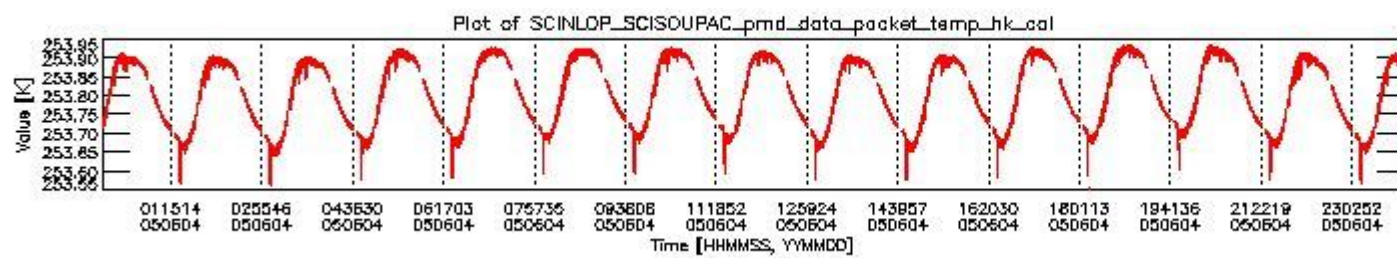
sciamachy_daily_report_level0_PFHS_5_32_N_20050604_0.PNG



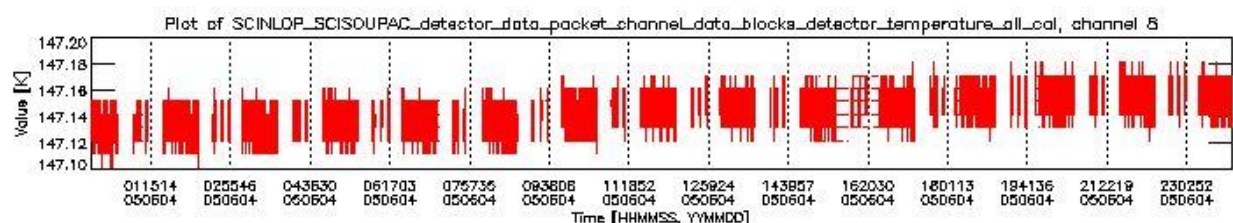
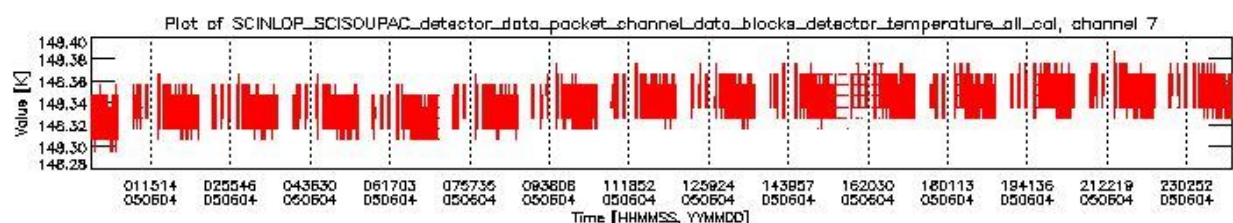
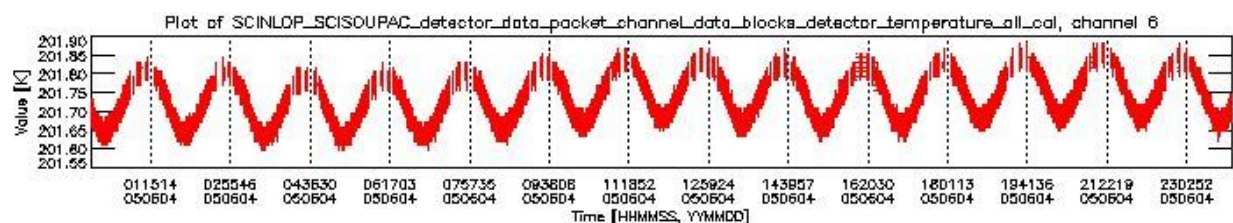
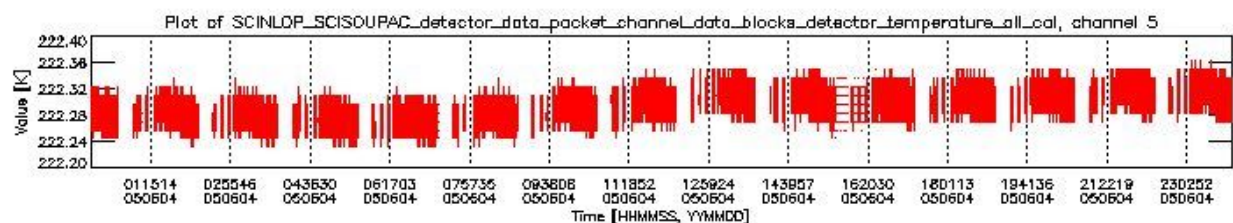
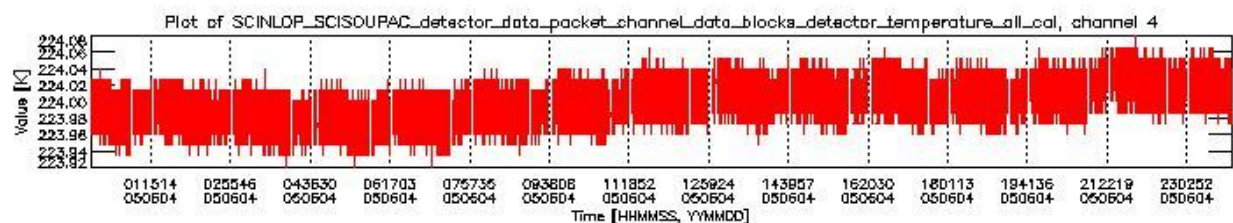
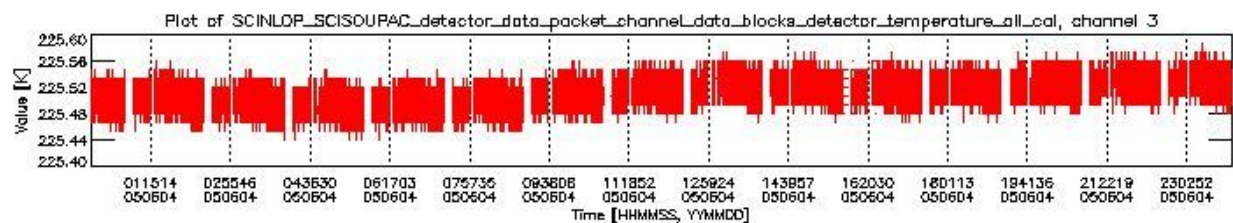
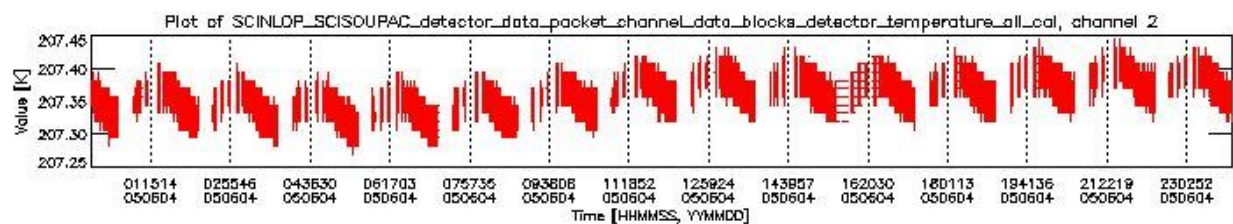
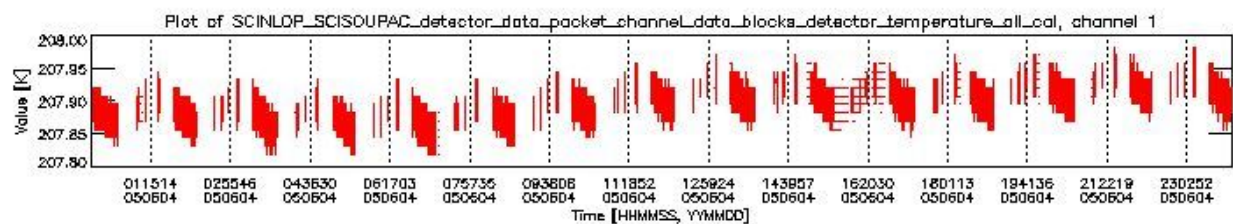
sciamachy_daily_report_level0_PFHS_5_32_N_20050604_1.PNG



sciamachy_daily_report_level0_PFHS_5_32_N_20050604_2.PNG



sciamachy_daily_report_level0_PFHS_5_32_N_20050604_3.PNG



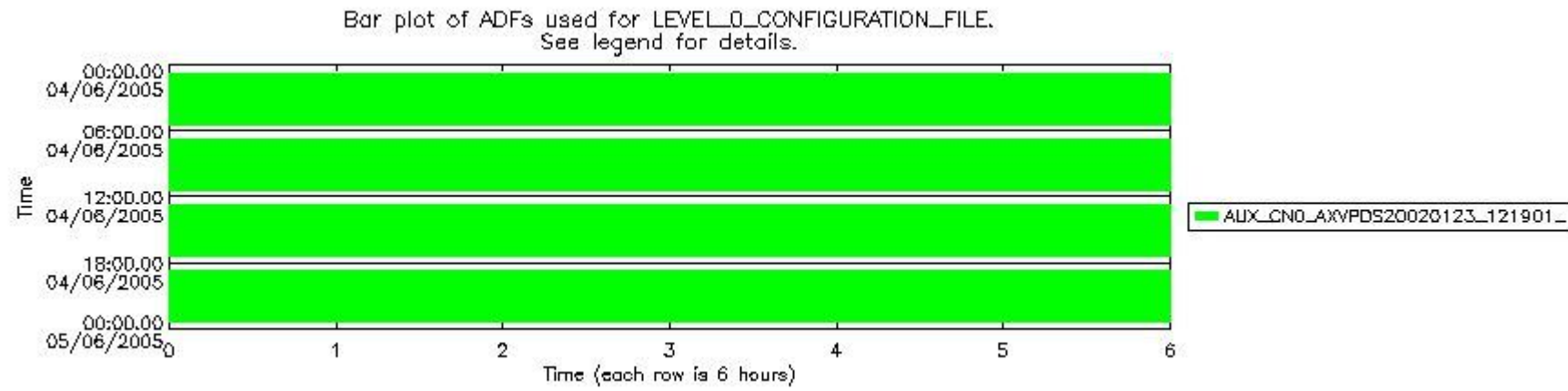
0.3 ADF monitoring

This section shows the (variation in) ADFs used for each of the products. It consists of:

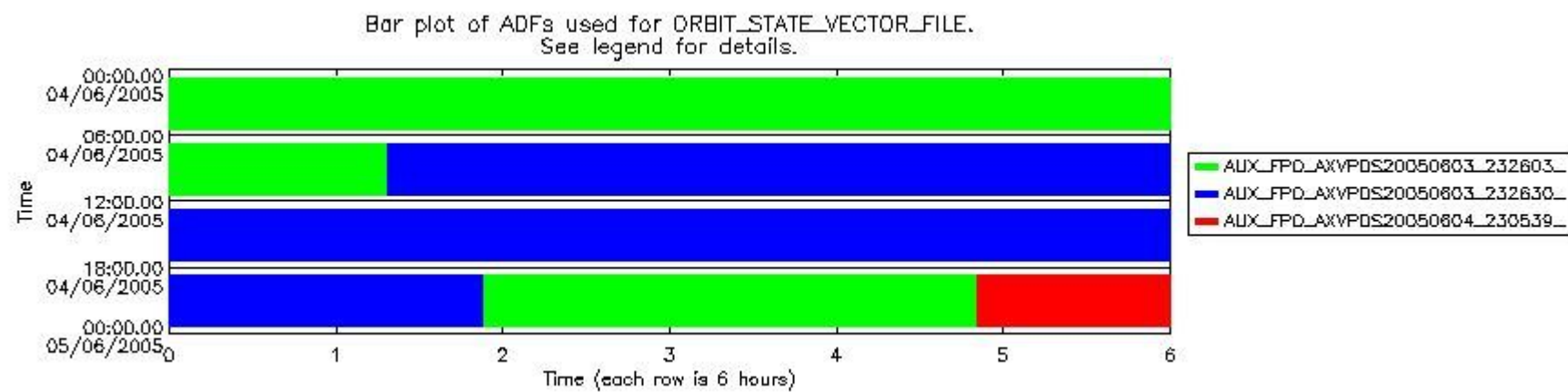
- A table showing which ADFs were used for processing (red values indicate that multiple ADFs of the same type were used)
- Various time line plots, one for each ADF, which show when which ADF was used.

If multiple ADFs of a single type were used, these are marked **red** in the table.

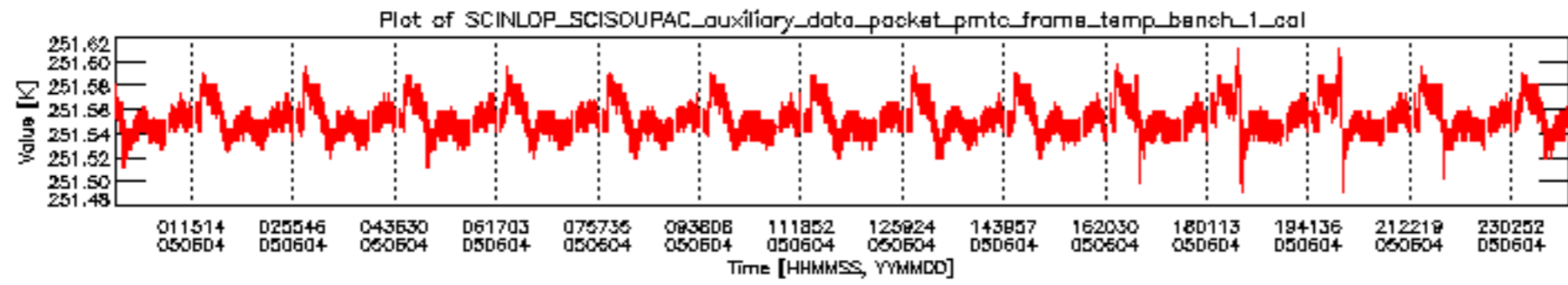
Number	ADF
	CNO (LEVEL_0_CONFIGURATION_FILE)
0	AUX_CNO_AXVPDS20020123_121901_20020101_000000_20200101_000000
	FPO (ORBIT_STATE_VECTOR_FILE)
1	AUX_FPO_AXVPDS20050603_232603_20050603_183246_20050613_213935
2	AUX_FPO_AXVPDS20050603_232630_20050603_183246_20050613_213935
3	AUX_FPO_AXVPDS20050604_230539_20050604_194145_20050614_210757

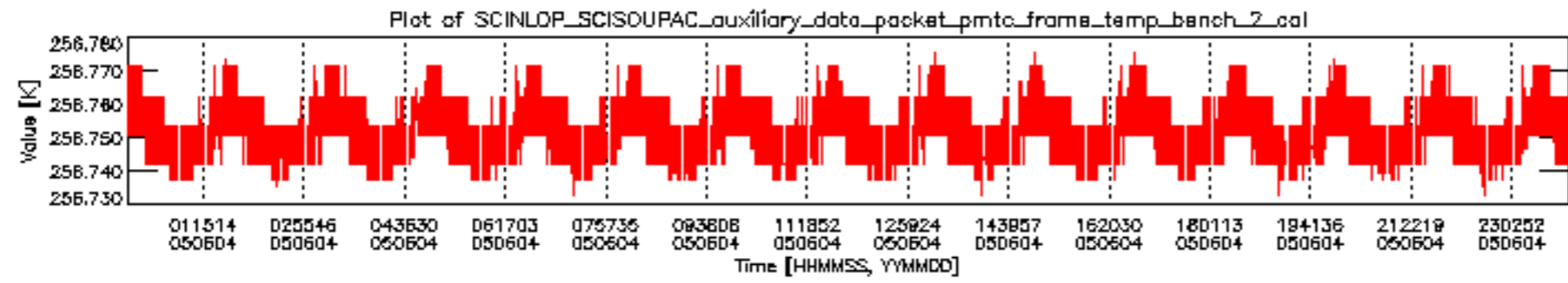


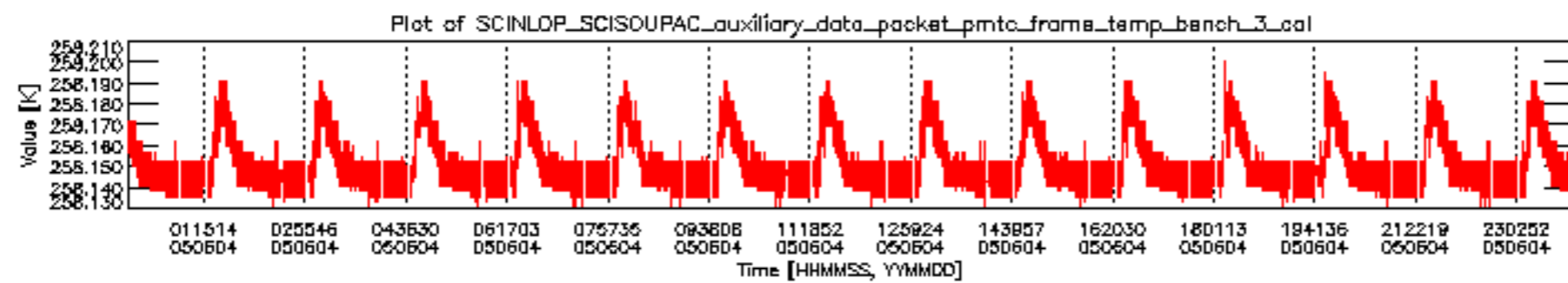
sciamachy_daily_report_level0_PFHS_5_32_N_20050604_5.PNG

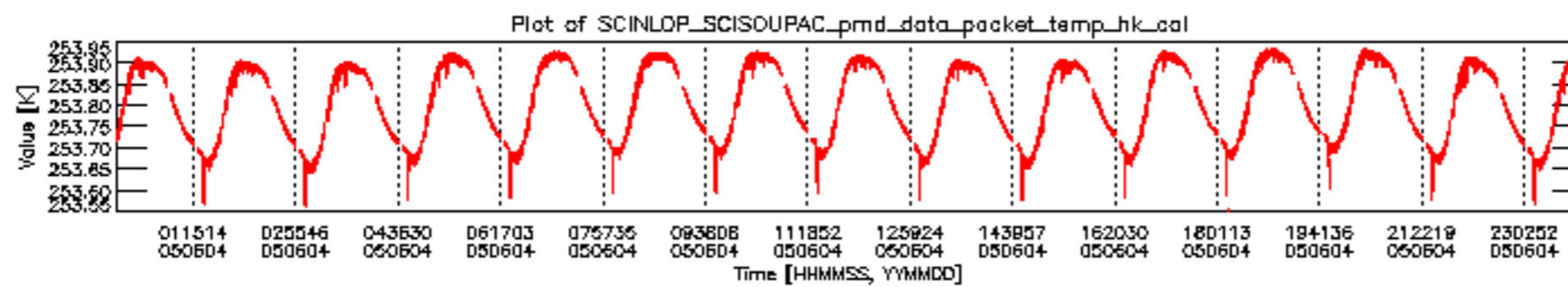


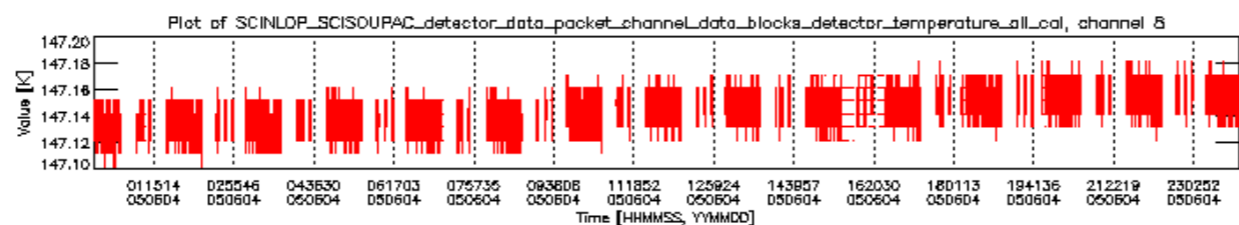
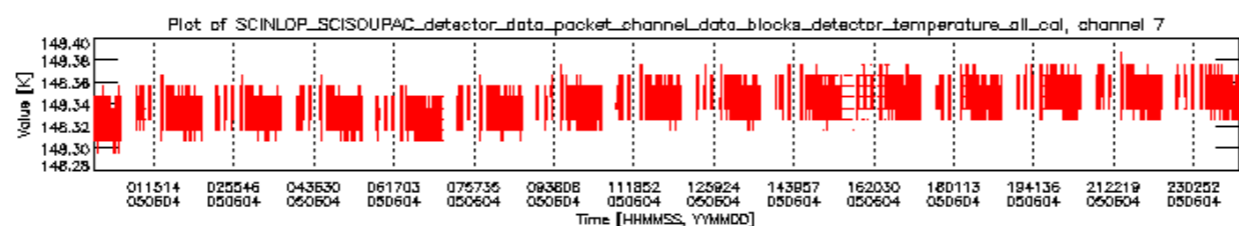
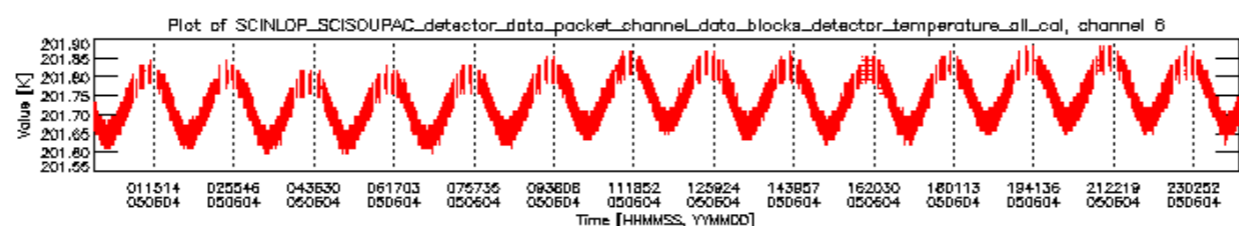
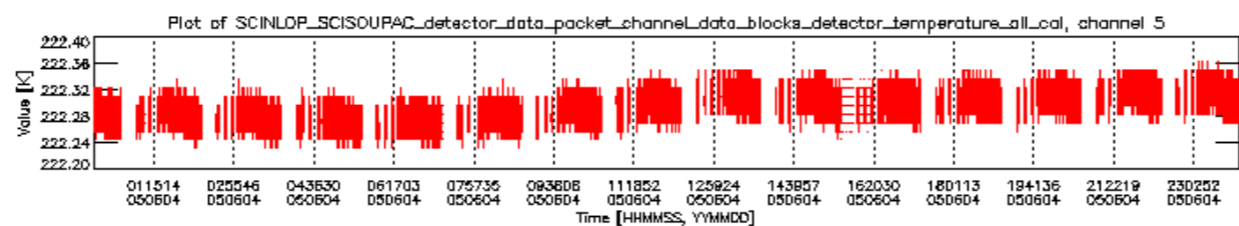
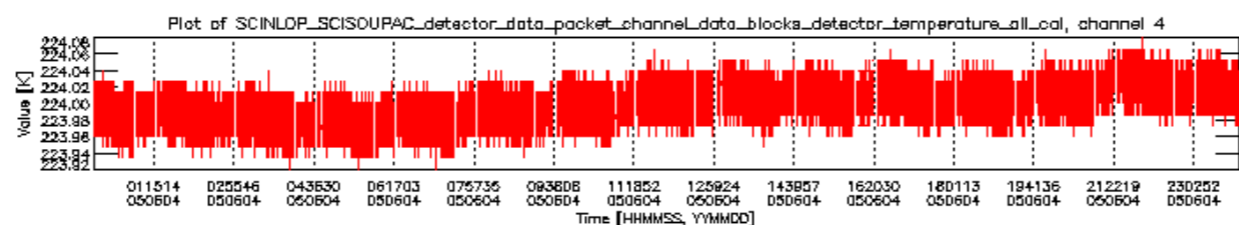
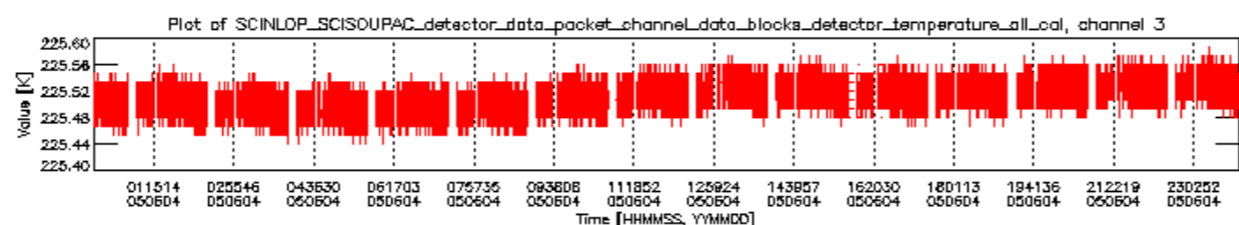
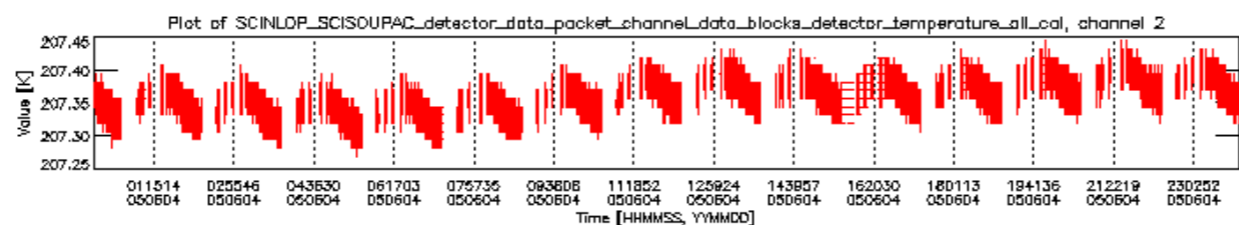
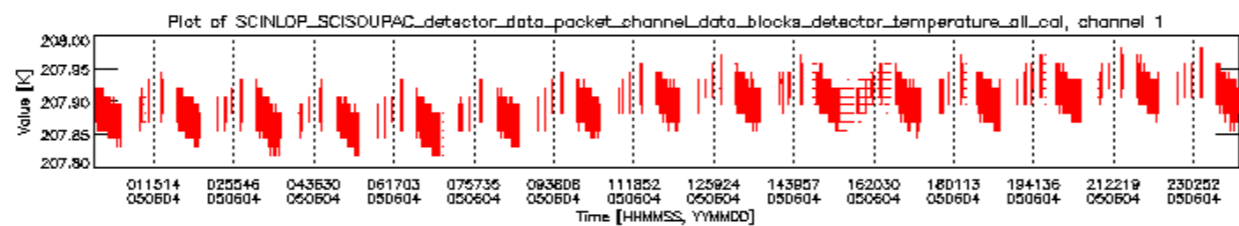
sciamachy_daily_report_level0_PFHS_5_32_N_20050604_6.PNG














Bar plot of ADFs used for ORBIT_STATE_VECTOR_FILE.
See legend for details.

