

## 0. SCIAMACHY Daily Report for level 0 products

### [0.1 General Info](#)

### [0.2 Product Quality Indicators](#)

### [0.3 ADF monitoring](#)

## 0.1 General Info

This report contains a daily analysis on parameters extracted from SCIAMACHY level 0 data (The SCI\_NL\_\_0P product).

### 0.1.1 Report summary

The table below shows general characteristics of the data that are included into this report.

Item	Value
Report version	vdraft_20050403
Time of report generation	07JUN2005 09:08:10
Data source version	PFHS/5.32-N
Processing scope for products	03JUN2005 00:00:00 to 04JUN2005 00:00:00
Start time of first product within scope	02JUN2005 23:51:27
Stop time of last product within scope	04JUN2005 01:03:07
Total number of level 0 products	16
Number of level 0 products with errors	16

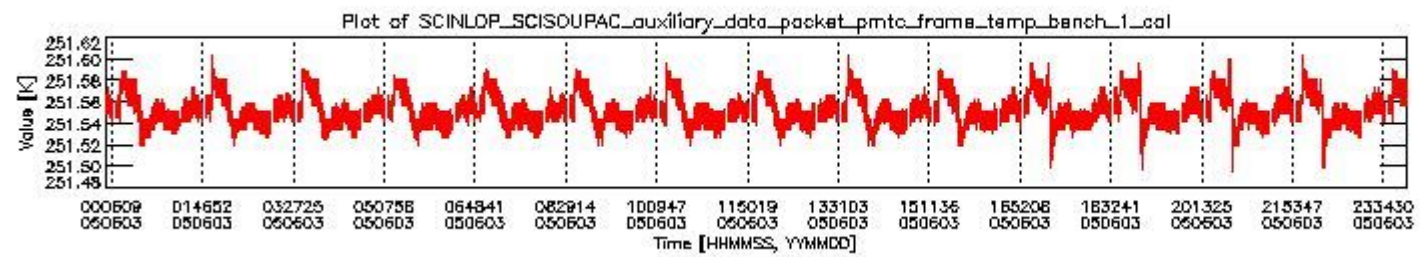
### 0.1.2 Summary per product

The following table shows a summary for each product used in this report.

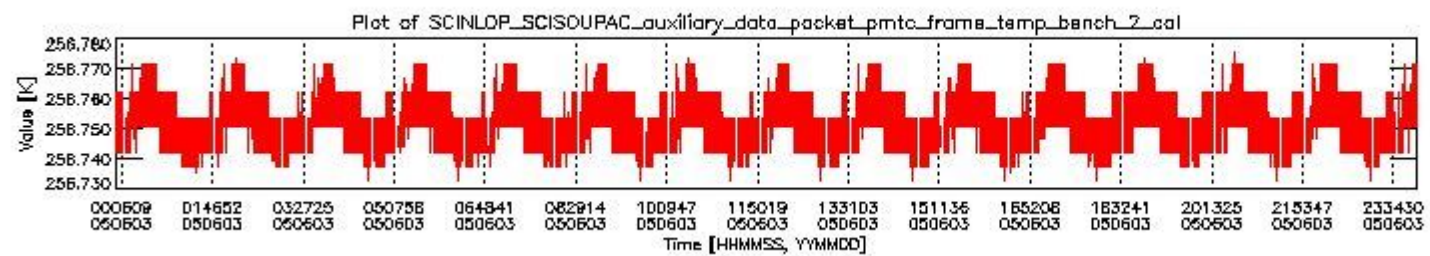
#	Product name	Start time	Stop time	Prod err	ISP err sign	ISP miss sign	ISP disc sign	rs sign
0	SCI_NL__0PNPDE20050602_235127_000060822037_00445_17032_3251.N1	02JUN2005 23:51:27	03JUN2005 01:32:50	1	0	1	0	0
1	SCI_NL__0PNPDE20050603_013203_000044252037_00446_17033_3252.N1	03JUN2005 01:32:03	03JUN2005 02:45:48	1	0	1	0	0
2	SCI_NL__0PNPDE20050603_024548_000061602037_00447_17034_3253.N1	03JUN2005 02:45:48	03JUN2005 04:28:28	1	0	1	0	0
3	SCI_NL__0PNPDE20050603_042733_000060232037_00448_17035_3254.N1	03JUN2005 04:27:33	03JUN2005 06:07:56	1	0	1	0	0
4	SCI_NL__0PNPDK20050603_060700_000041692037_00449_17036_3708.N1	03JUN2005 06:07:00	03JUN2005 07:16:29	1	0	1	0	0
5	SCI_NL__0PNPDK20050603_071629_000061602037_00450_17037_3709.N1	03JUN2005 07:16:29	03JUN2005 08:59:09	1	0	1	0	0
6	SCI_NL__0PNPDK20050603_085801_000059792037_00451_17038_3710.N1	03JUN2005 08:58:01	03JUN2005 10:37:41	1	0	1	0	0
7	SCI_NL__0PNPDK20050603_103741_000060352037_00452_17039_3711.N1	03JUN2005 10:37:41	03JUN2005 12:18:16	1	0	1	0	0
8	SCI_NL__0PNPDK20050603_121708_000059792037_00453_17040_3712.N1	03JUN2005 12:17:08	03JUN2005 13:56:48	1	0	1	0	0
9	SCI_NL__0PNPDK20050603_135552_000058982037_00454_17041_3713.N1	03JUN2005 13:55:52	03JUN2005 15:34:10	1	0	1	0	0
10	SCI_NL__0PNPDK20050603_153315_000058292037_00455_17042_3714.N1	03JUN2005 15:33:15	03JUN2005 17:10:24	1	0	1	0	0
11	SCI_NL__0PNPDK20050603_170819_000061332037_00456_17043_3715.N1	03JUN2005 17:08:19	03JUN2005 18:50:32	1	0	1	0	0
12	SCI_NL__0PNPDK20050603_184828_000061452037_00457_17044_3716.N1	03JUN2005 18:48:28	03JUN2005 20:30:53	1	0	1	0	0
13	SCI_NL__0PNPDE20050603_202849_000043032037_00458_17045_3255.N1	03JUN2005 20:28:49	03JUN2005 21:40:32	1	0	1	0	0
14	SCI_NL__0PNPDE20050603_213912_000061242037_00458_17045_3256.N1	03JUN2005 21:39:12	03JUN2005 23:21:16	1	0	1	0	0
15	SCI_NL__0PNPDE20050603_231948_000061992037_00459_17046_3257.N1	03JUN2005 23:19:48	04JUN2005 01:03:07	1	0	1	0	0

## 0.2 Product Quality Indicators

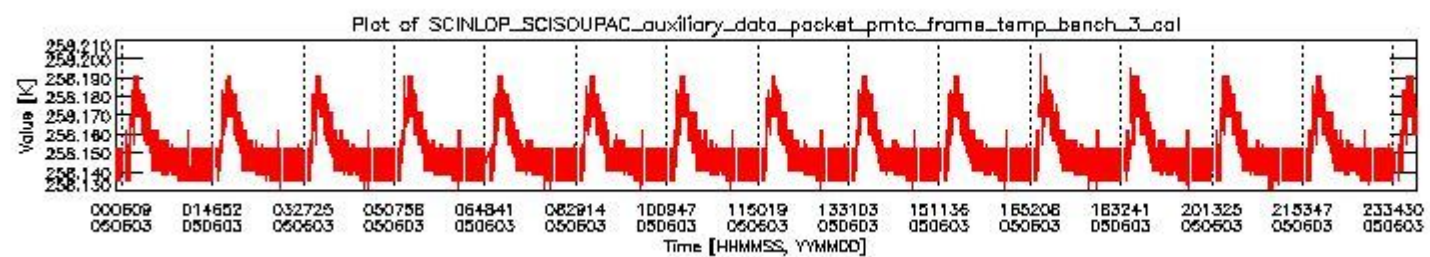
This section shows information about product quality, currently temperatures.



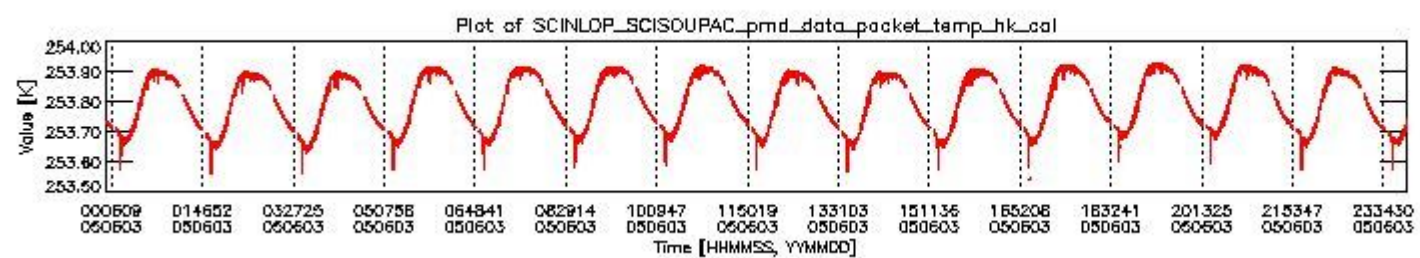
sciamachy\_daily\_report\_level0\_PFHS\_5\_32\_N\_20050603\_0.PNG



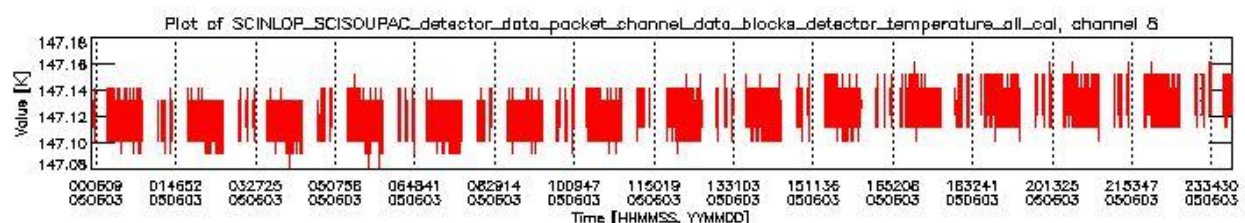
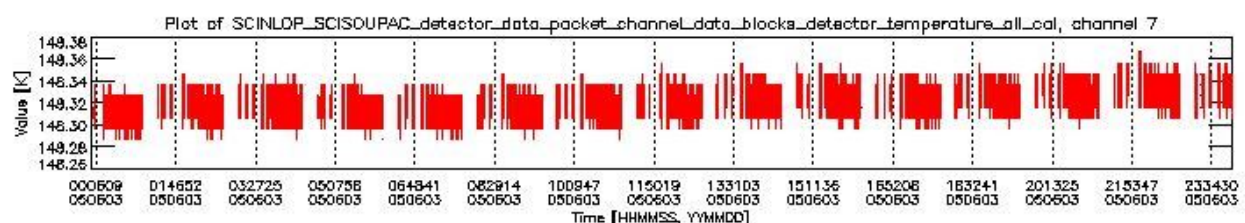
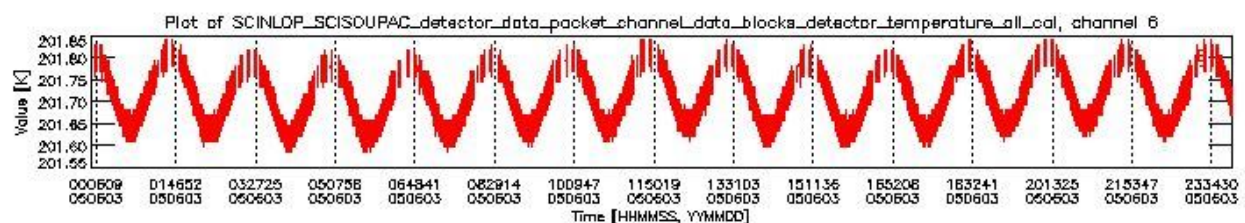
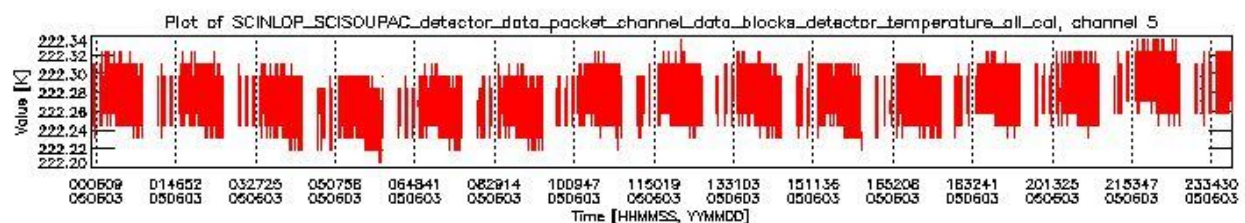
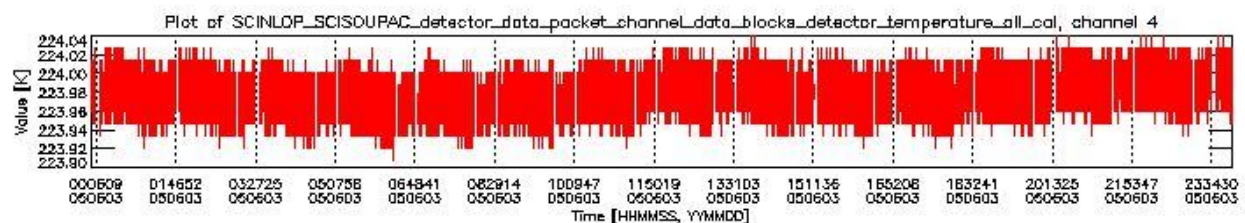
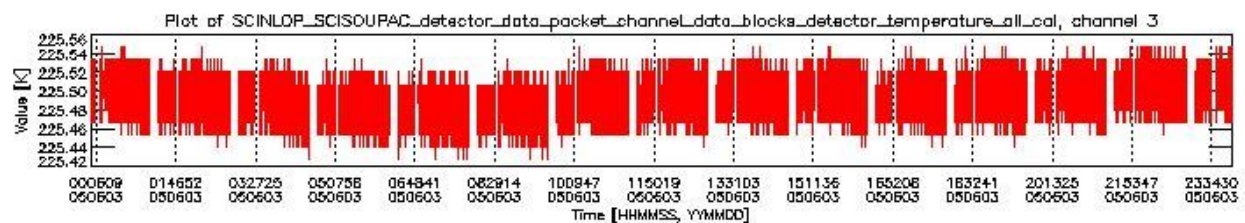
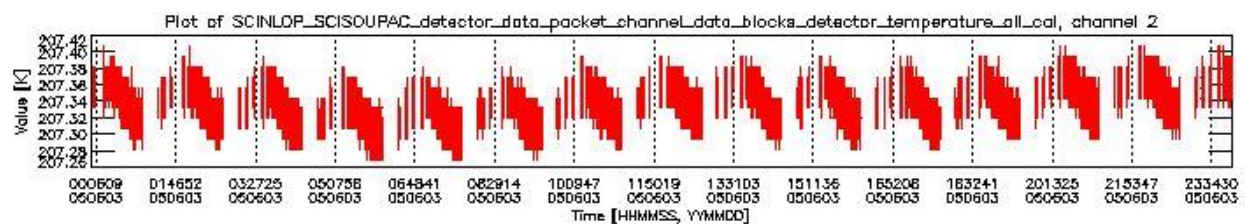
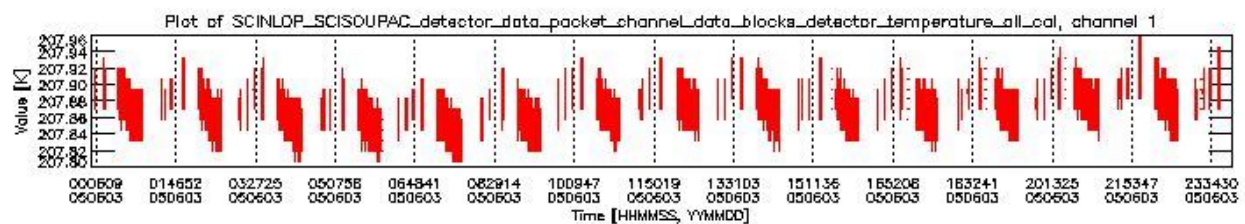
sciamachy\_daily\_report\_level0\_PFHS\_5\_32\_N\_20050603\_1.PNG



sciamachy\_daily\_report\_level0\_PFHS\_5\_32\_N\_20050603\_2.PNG



sciamachy\_daily\_report\_level0\_PFHS\_5\_32\_N\_20050603\_3.PNG



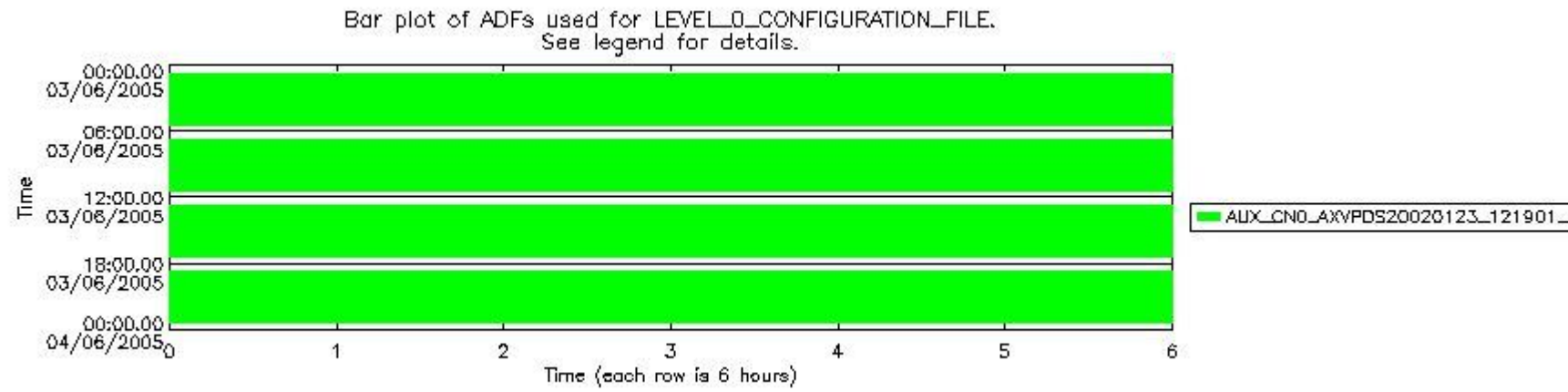
### 0.3 ADF monitoring

This section shows the (variation in) ADFs used for each of the products. It consists of:

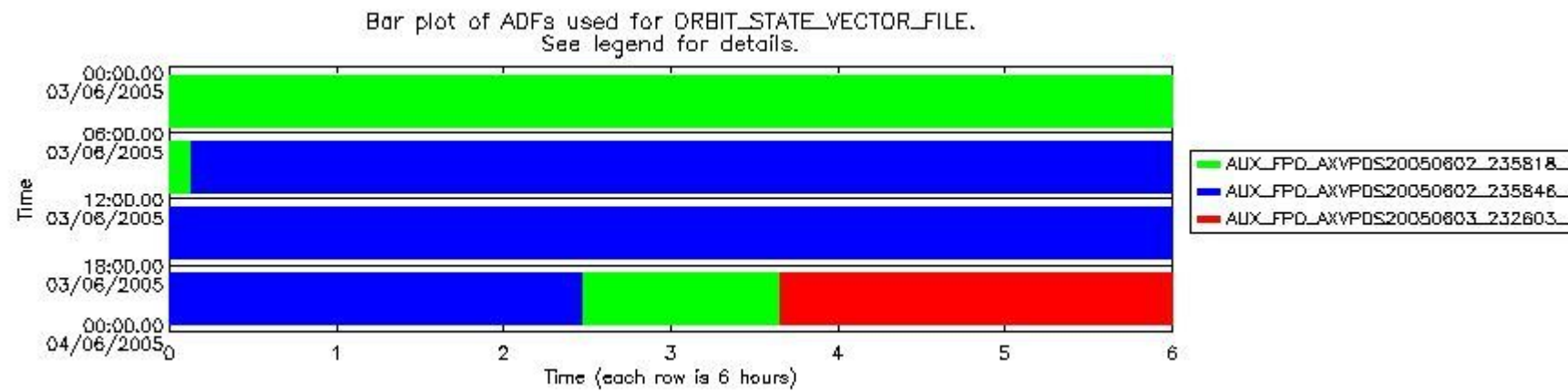
- A table showing which ADFs were used for processing (red values indicate that multiple ADFs of the same type were used)
- Various time line plots, one for each ADF, which show when which ADF was used.

If multiple ADFs of a single type were used, these are marked **red** in the table.

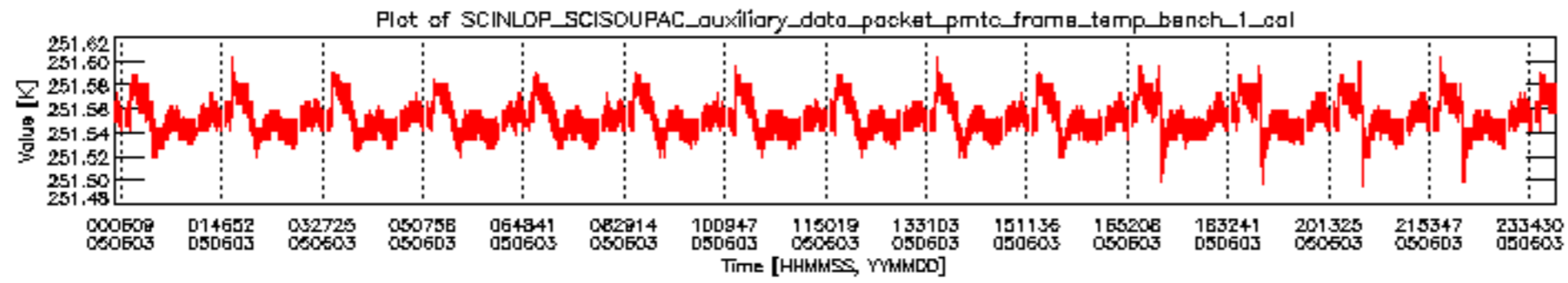
Number	ADF
	<b>CNO (LEVEL_0_CONFIGURATION_FILE)</b>
0	AUX_CNO_AXVPDS20020123_121901_20020101_000000_20200101_000000
	<b>FPO (ORBIT_STATE_VECTOR_FILE)</b>
1	AUX_FPO_AXVPDS20050602_235818_20050602_190423_20050612_203036
2	AUX_FPO_AXVPDS20050602_235846_20050602_190423_20050612_203036
3	AUX_FPO_AXVPDS20050603_232603_20050603_183246_20050613_213935

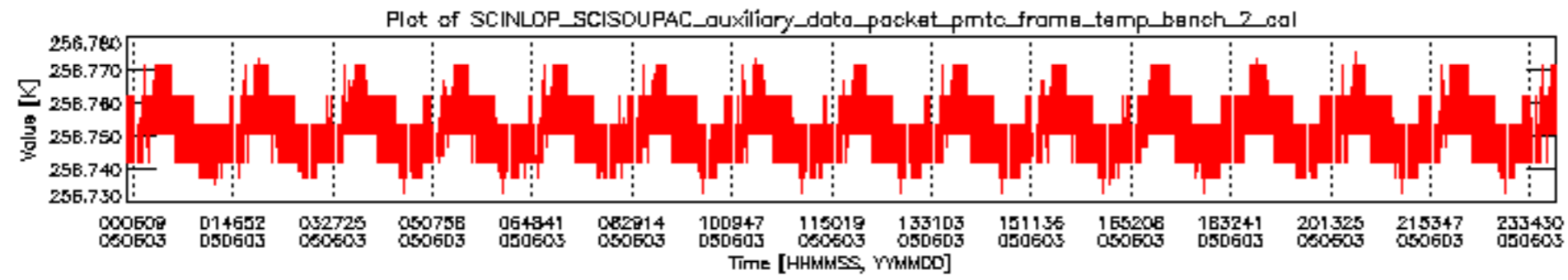


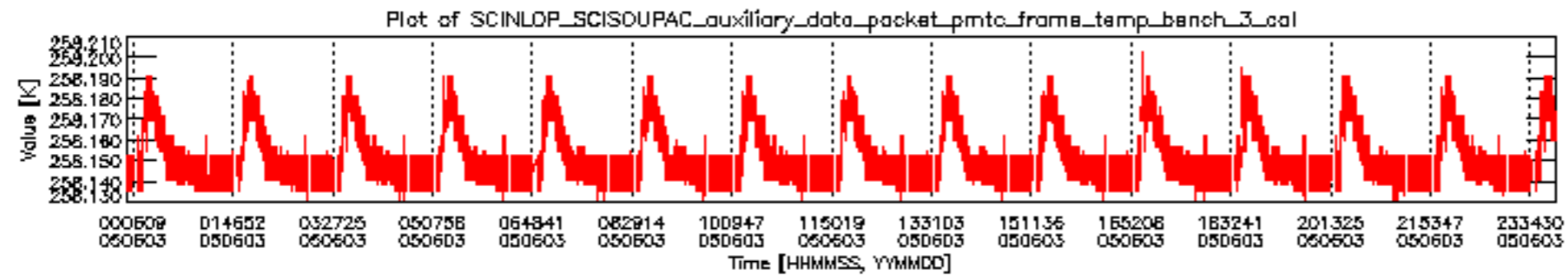
sciamachy\_daily\_report\_level0\_PFHS\_5\_32\_N\_20050603\_5.PNG

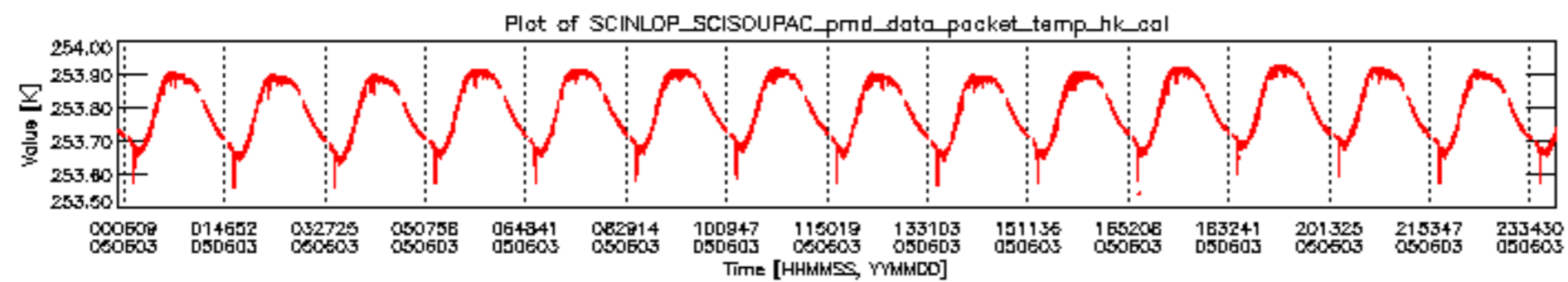


sciamachy\_daily\_report\_level0\_PFHS\_5\_32\_N\_20050603\_6.PNG

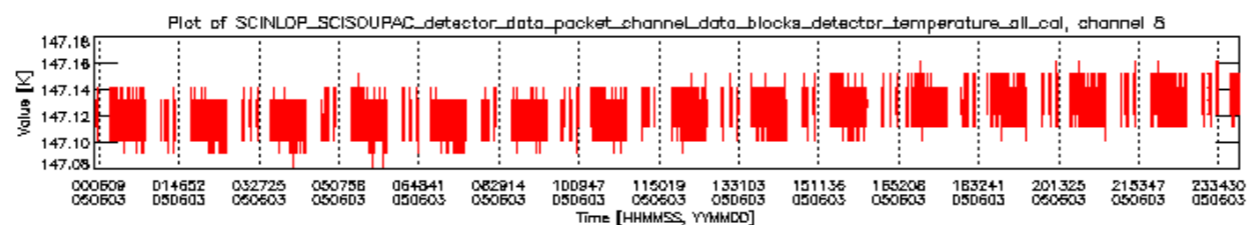
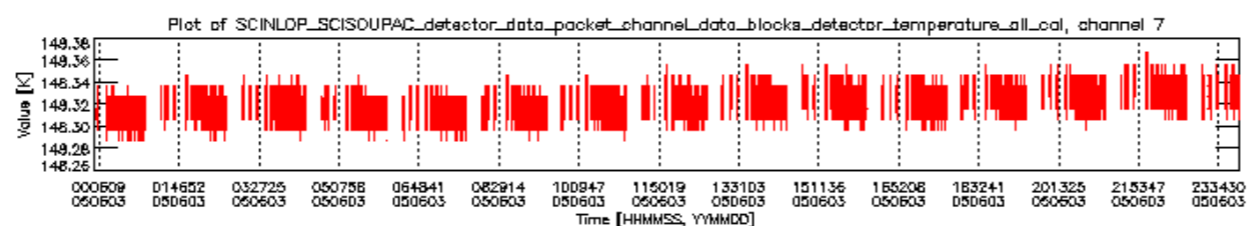
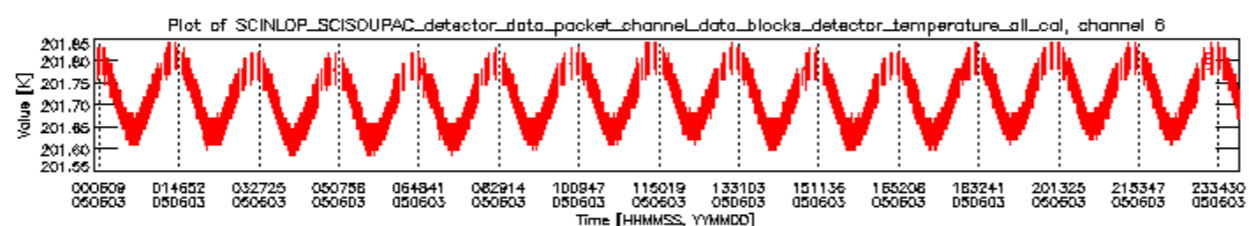
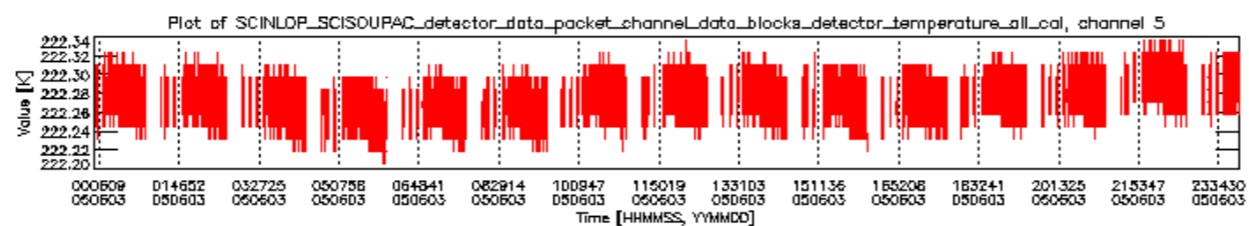
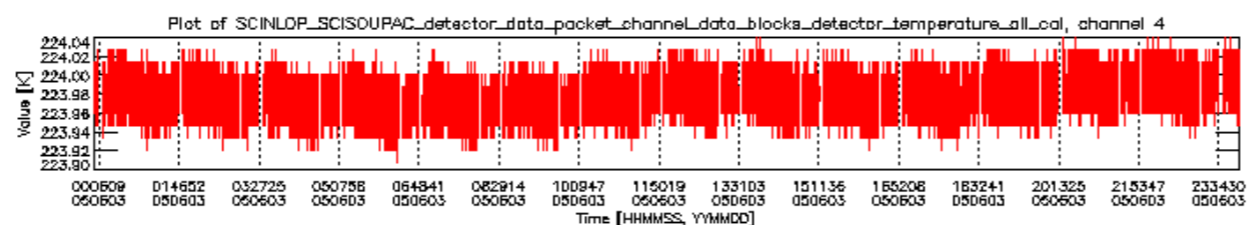
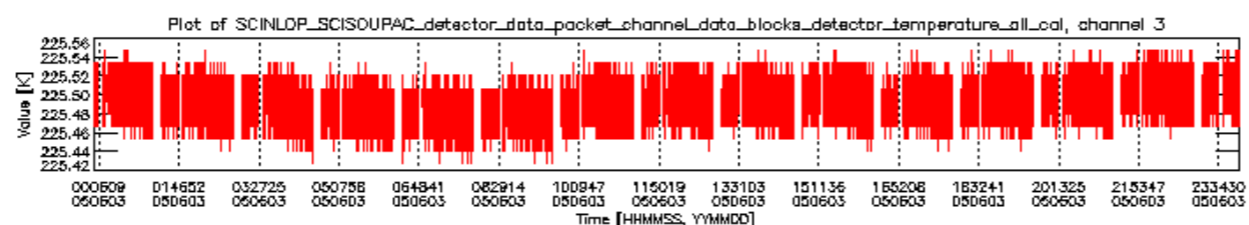
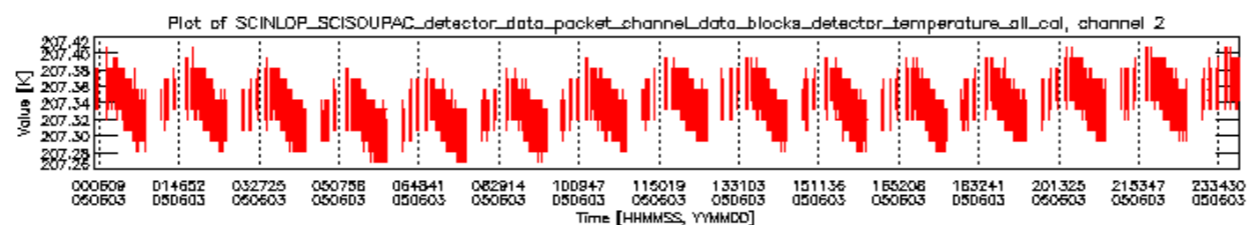
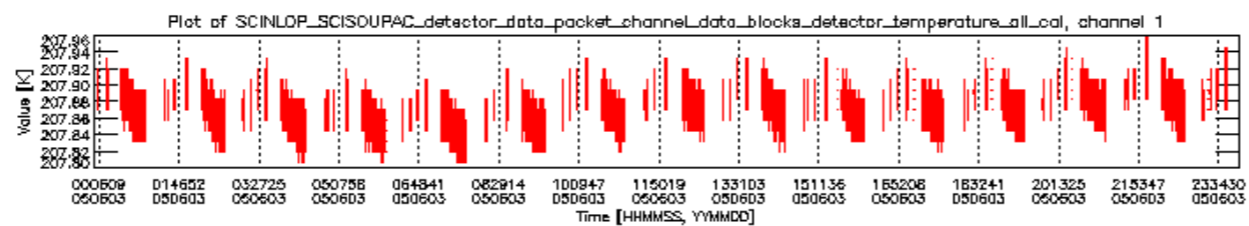


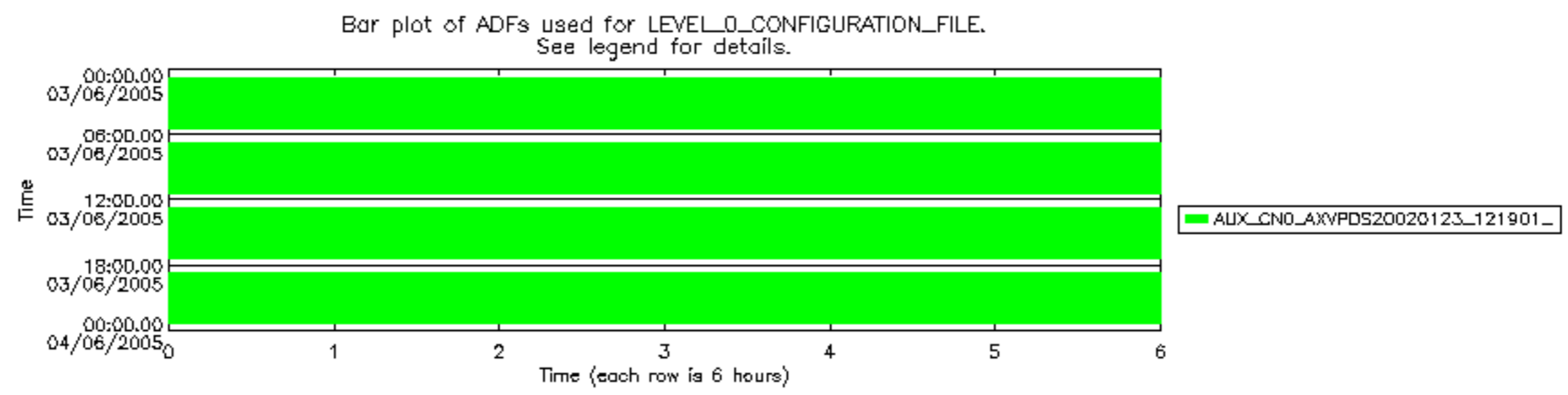












Bar plot of ADFs used for ORBIT\_STATE\_VECTOR\_FILE.  
See legend for details.

