

0. SCIAMACHY Daily Report for level 0 products

[0.1 General Info](#)

[0.2 Product Quality Indicators](#)

[0.3 ADF monitoring](#)

0.1 General Info

This report contains a daily analysis on parameters extracted from SCIAMACHY level 0 data (The SCI_NL__0P product).

0.1.1 Report summary

The table below shows general characteristics of the data that are included into this report.

Item	Value
Report version	vdraft_20050403
Time of report generation	06JUN2005 07:29:22
Data source version	PFHS/5.32-N
Processing scope for products	02JUN2005 00:00:00 to 03JUN2005 00:00:00
Start time of first product within scope	01JUN2005 22:43:51
Stop time of last product within scope	03JUN2005 01:32:50
Total number of level 0 products	17
Number of level 0 products with errors	17

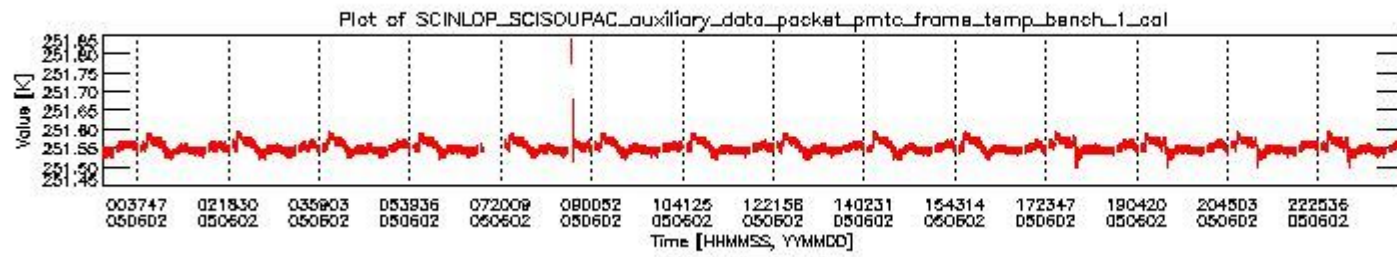
0.1.2 Summary per product

The following table shows a summary for each product used in this report.

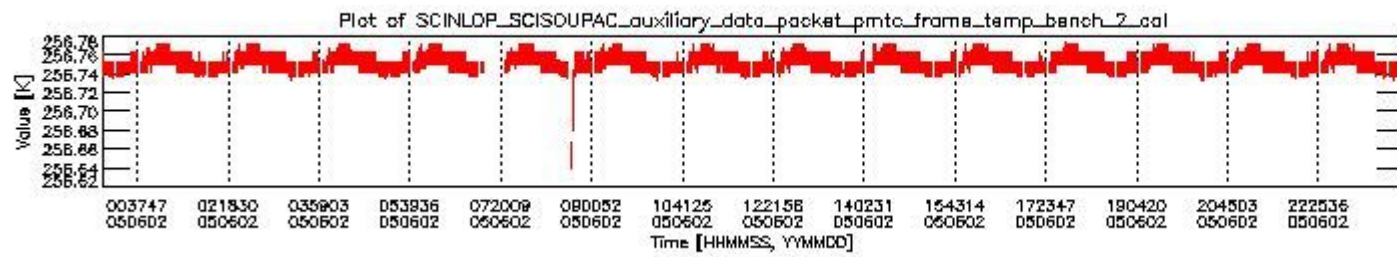
#	Product name	Start time	Stop time	Prod err	ISP err sign	ISP miss sign	ISP disc sign	rs sign
0	SCI_NL__0PNPDE20050601_224351_000061752037_00430_17017_3244.N1	01JUN2005 22:43:51	02JUN2005 00:26:47	1	0	1	0	0
1	SCI_NL__0PNPDE20050602_002519_000058592037_00431_17018_3245.N1	02JUN2005 00:25:19	02JUN2005 02:02:59	1	0	1	0	0
2	SCI_NL__0PNPDE20050602_020135_000046082037_00432_17019_3246.N1	02JUN2005 02:01:35	02JUN2005 03:18:24	1	0	1	0	0
3	SCI_NL__0PNPDE20050602_031728_000061042037_00433_17020_3247.N1	02JUN2005 03:17:28	02JUN2005 04:59:12	1	0	1	0	0
4	SCI_NL__0PNPDE20050602_045803_000060912037_00434_17021_3248.N1	02JUN2005 04:58:03	02JUN2005 06:39:35	1	0	1	0	0
5	SCI_NL__0PNPDK20050602_063839_000041132037_00435_17022_3697.N1	02JUN2005 06:38:39	02JUN2005 07:47:13	1	0	1	0	0
6	SCI_NL__0PNPDK20050602_074713_000060912037_00436_17023_3698.N1	02JUN2005 07:47:13	02JUN2005 09:28:44	1	0	1	0	0
7	SCI_NL__0PNPDK20050602_092844_000059792037_00437_17024_3699.N1	02JUN2005 09:28:44	02JUN2005 11:08:24	1	0	1	0	0
8	SCI_NL__0PNPDK20050602_110716_000060352037_00438_17025_3700.N1	02JUN2005 11:07:16	02JUN2005 12:47:51	1	0	1	0	0
9	SCI_NL__0PNPDK20050602_124643_000059792037_00439_17026_3701.N1	02JUN2005 12:46:43	02JUN2005 14:26:23	1	0	1	0	0
10	SCI_NL__0PNPDK20050602_142527_000059672037_00440_17027_3702.N1	02JUN2005 14:25:27	02JUN2005 16:04:54	1	0	1	0	0
11	SCI_NL__0PNPDK20050602_160345_000058412037_00441_17028_3703.N1	02JUN2005 16:03:45	02JUN2005 17:41:07	1	0	1	0	0
12	SCI_NL__0PNPDK20050602_173959_000060082037_00442_17029_3704.N1	02JUN2005 17:39:59	02JUN2005 19:20:07	1	0	1	0	0
13	SCI_NL__0PNPDK20050602_191803_000060202037_00443_17030_3705.N1	02JUN2005 19:18:03	02JUN2005 20:58:24	1	0	1	0	0
14	SCI_NL__0PNPDE20050602_205632_000046232037_00444_17031_3249.N1	02JUN2005 20:56:32	02JUN2005 22:13:35	1	0	1	0	0
15	SCI_NL__0PNPDE20050602_221212_000060432037_00444_17031_3250.N1	02JUN2005 22:12:12	02JUN2005 23:52:55	1	0	1	0	0
16	SCI_NL__0PNPDE20050602_235127_000060822037_00445_17032_3251.N1	02JUN2005 23:51:27	03JUN2005 01:32:50	1	0	1	0	0

0.2 Product Quality Indicators

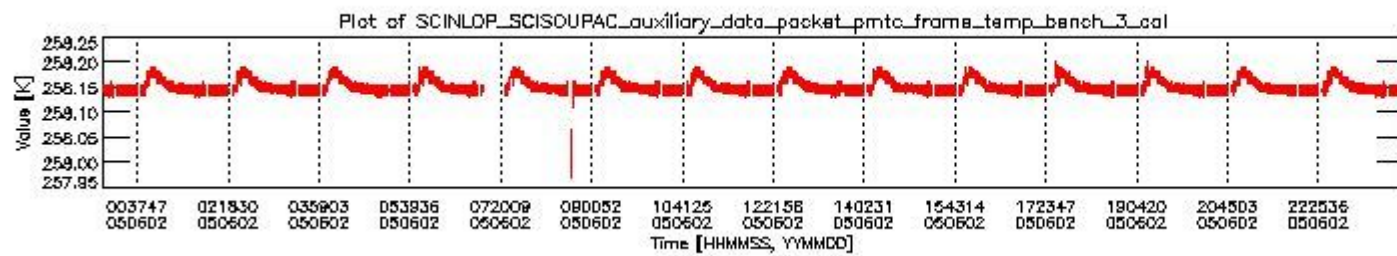
This section shows information about product quality, currently temperatures.



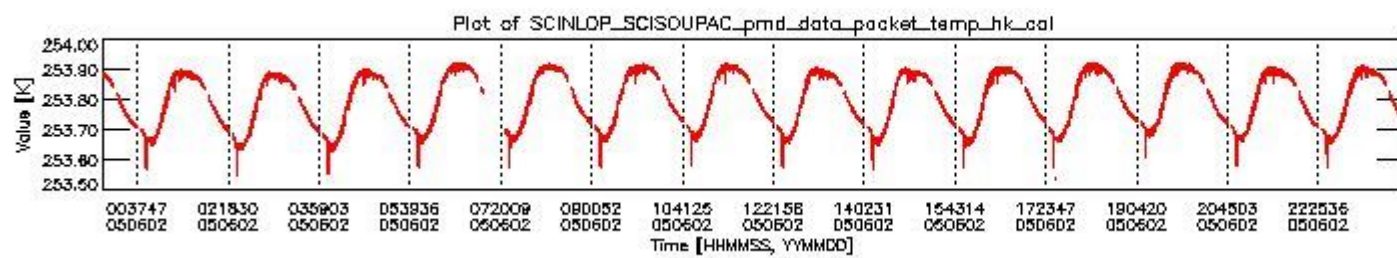
sciamachy_daily_report_level0_PFHS_5_32_N_20050602_0.PNG



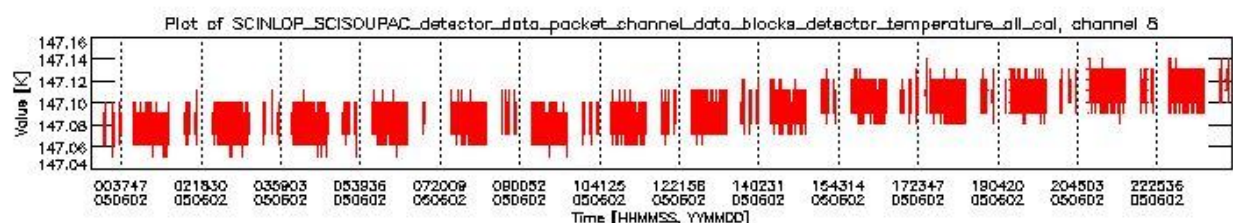
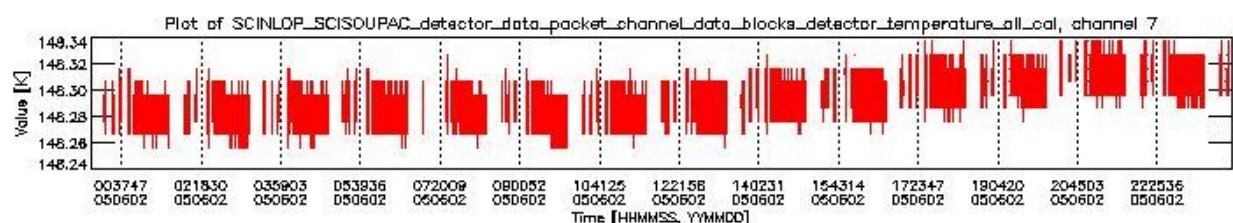
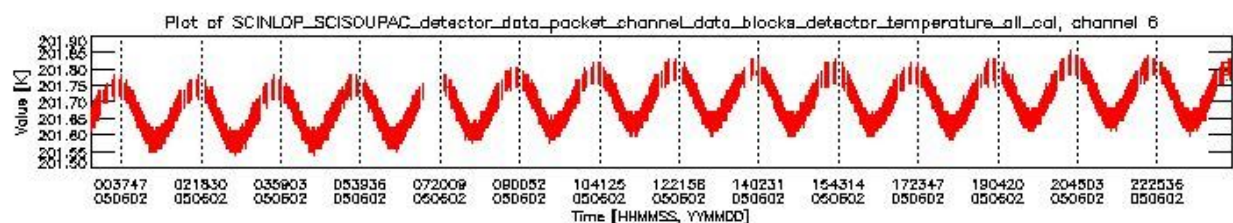
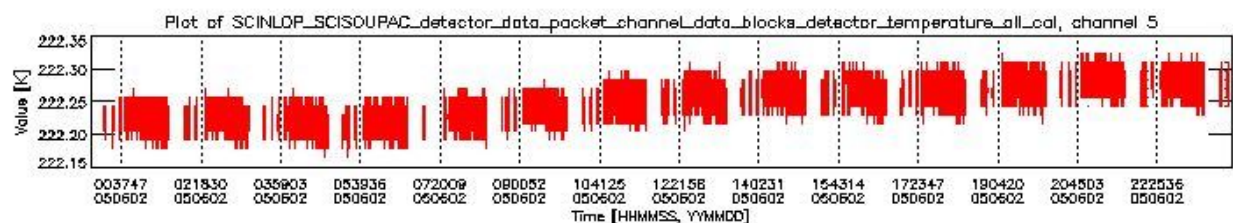
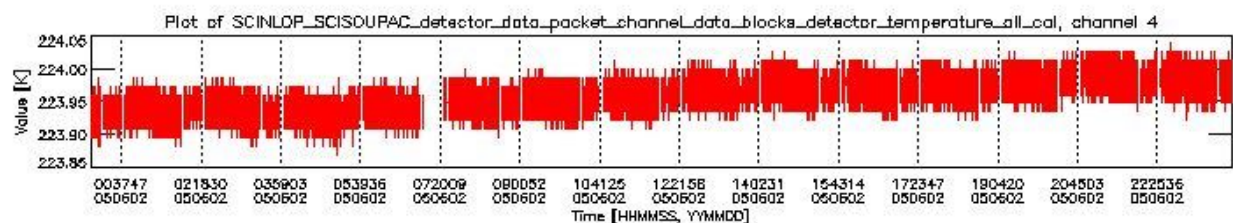
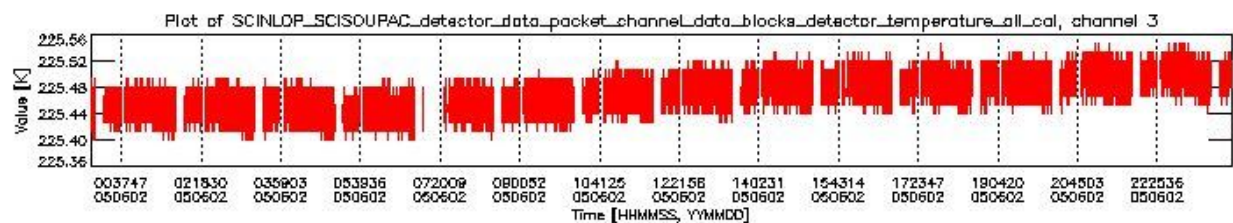
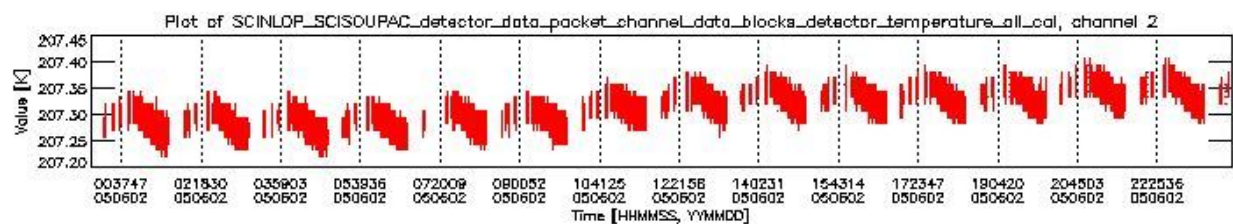
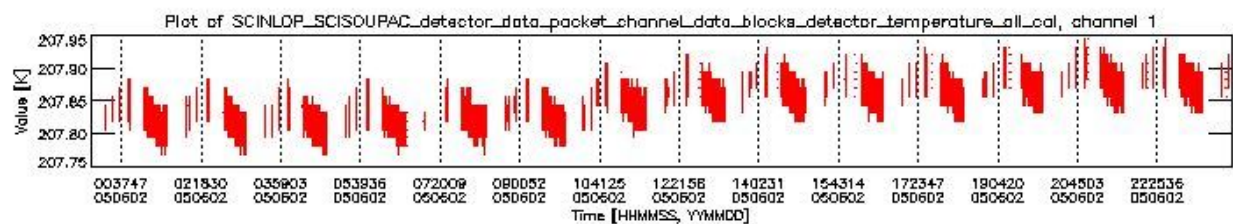
sciamachy_daily_report_level0_PFHS_5_32_N_20050602_1.PNG



sciamachy_daily_report_level0_PFHS_5_32_N_20050602_2.PNG



sciamachy_daily_report_level0_PFHS_5_32_N_20050602_3.PNG



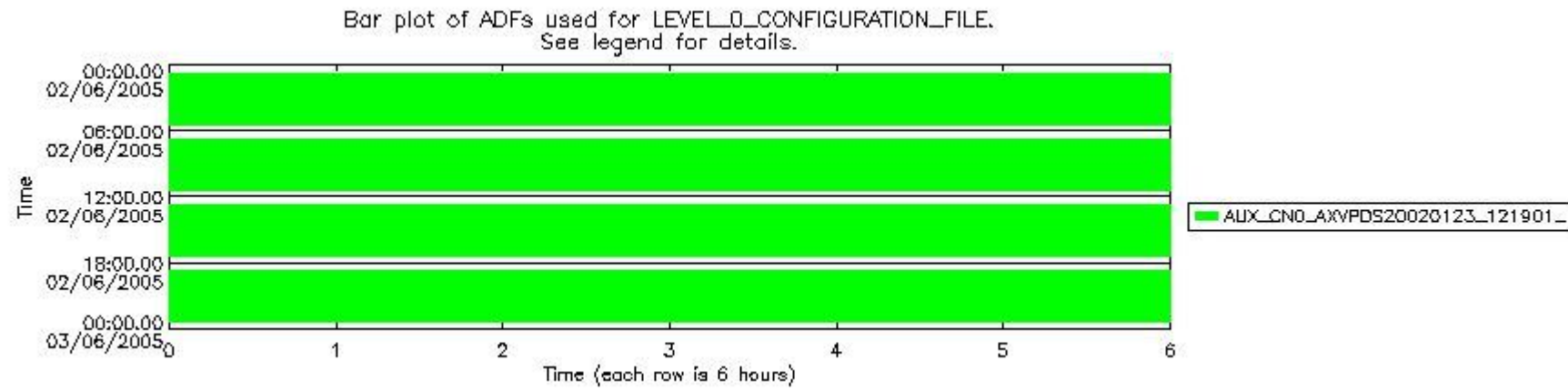
0.3 ADF monitoring

This section shows the (variation in) ADFs used for each of the products. It consists of:

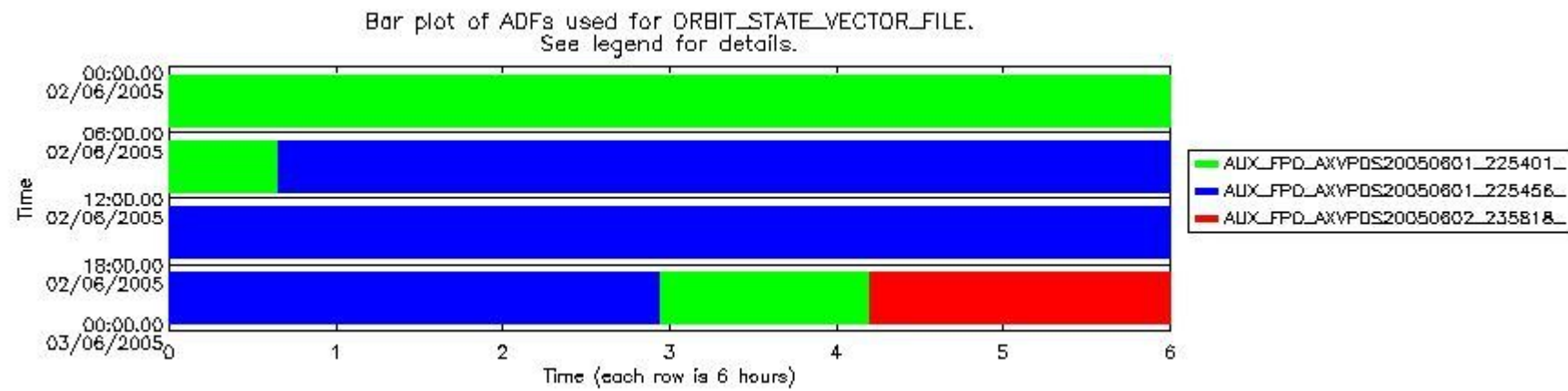
- A table showing which ADFs were used for processing (red values indicate that multiple ADFs of the same type were used)
- Various time line plots, one for each ADF, which show when which ADF was used.

If multiple ADFs of a single type were used, these are marked **red** in the table.

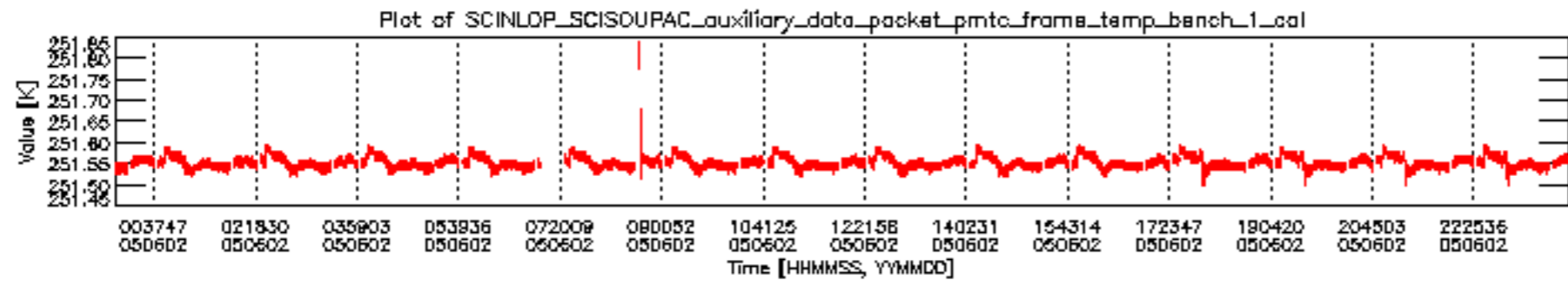
Number	ADF
	CNO (LEVEL_0_CONFIGURATION_FILE)
0	AUX_CNO_AXVPDS20020123_121901_20020101_000000_20200101_000000
	FPO (ORBIT_STATE_VECTOR_FILE)
1	AUX_FPO_AXVPDS20050601_225401_20050601_193601_20050611_210213
2	AUX_FPO_AXVPDS20050601_225456_20050601_193601_20050611_210213
3	AUX_FPO_AXVPDS20050602_235818_20050602_190423_20050612_203036

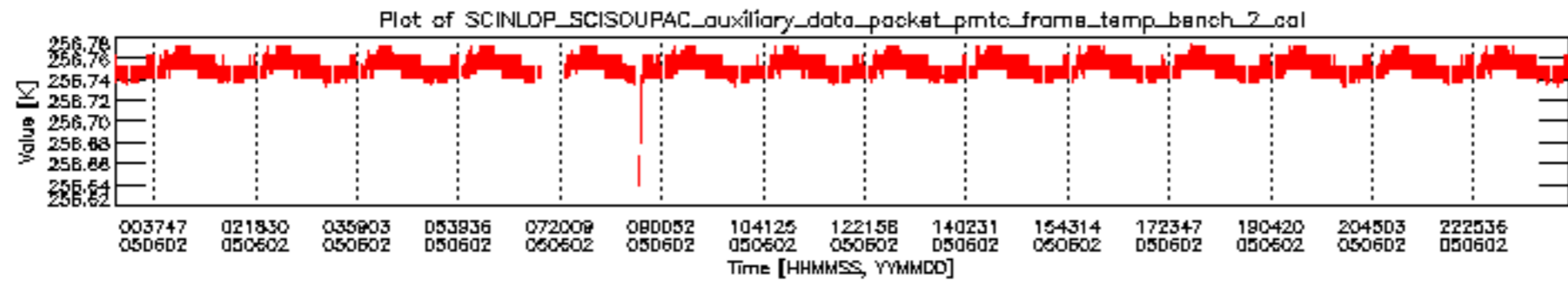


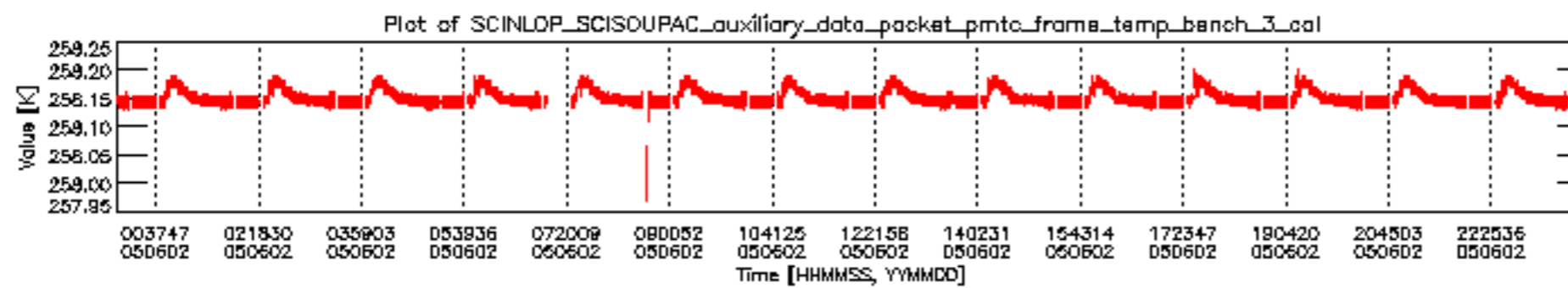
sciamachy_daily_report_level0_PFHS_5_32_N_20050602_5.PNG

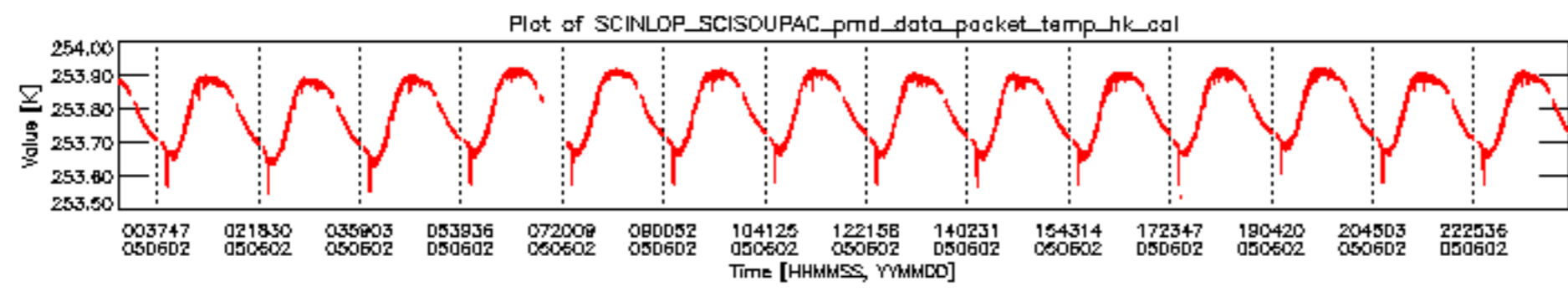


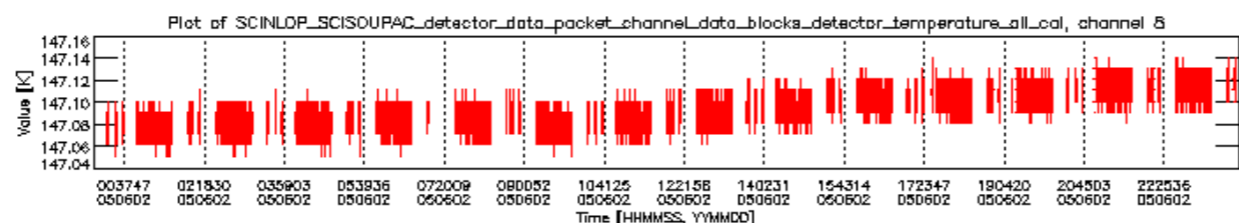
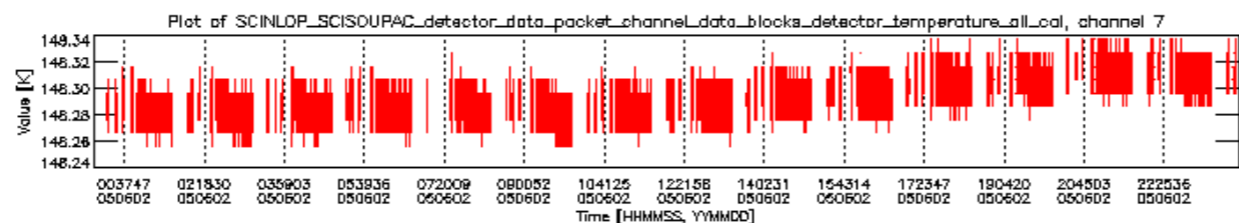
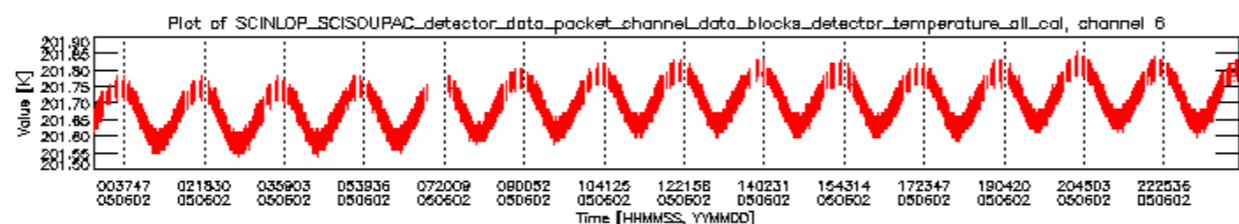
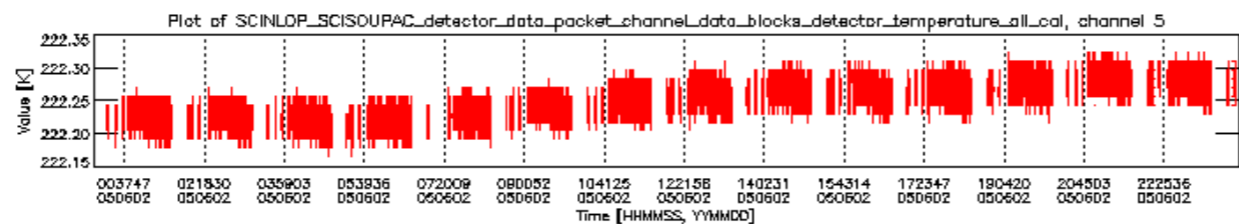
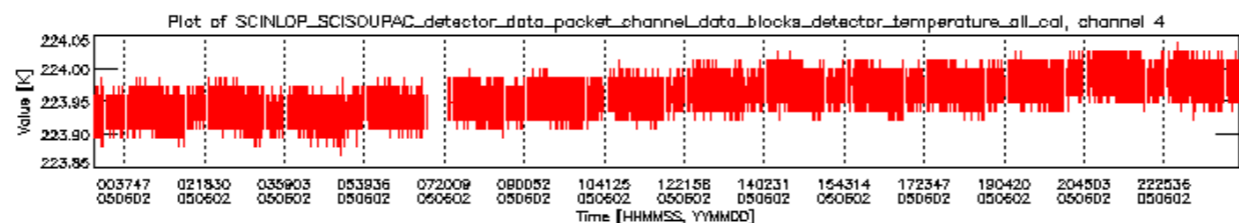
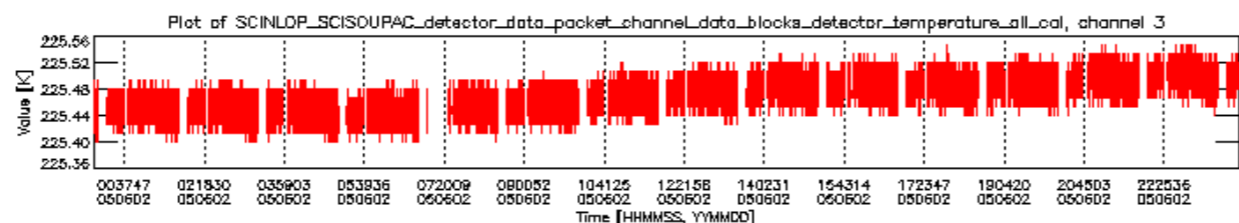
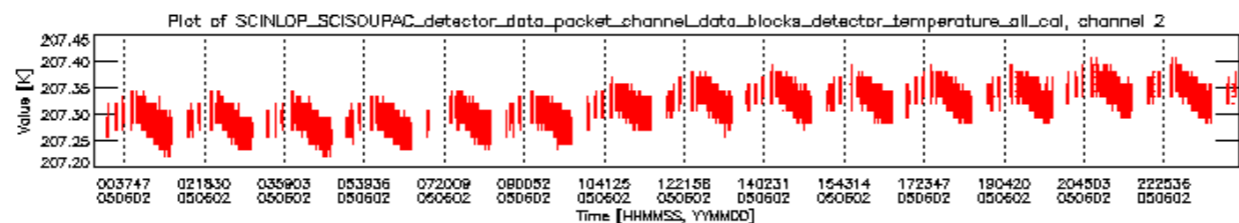
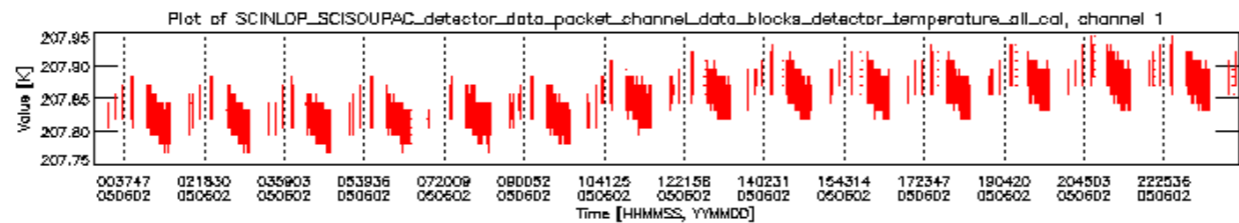
sciamachy_daily_report_level0_PFHS_5_32_N_20050602_6.PNG

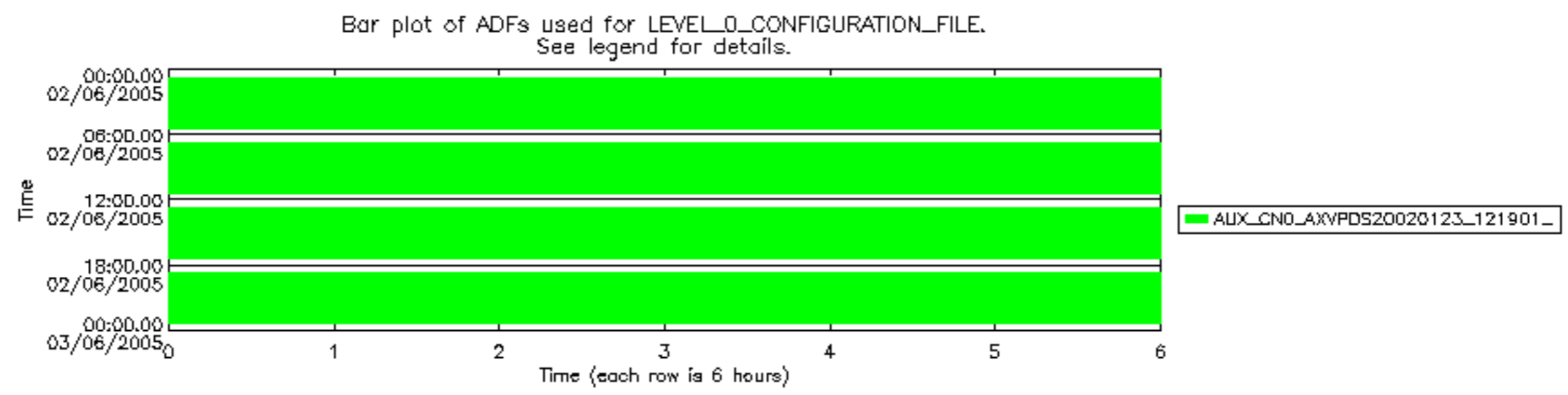












Bar plot of ADFs used for ORBIT_STATE_VECTOR_FILE.
See legend for details.

