

0. SCIAMACHY Daily Report for level 0 products

[0.1 General Info](#)

[0.2 Product Quality Indicators](#)

[0.3 ADF monitoring](#)

0.1 General Info

This report contains a daily analysis on parameters extracted from SCIAMACHY level 0 data (The SCI_NL__0P product).

0.1.1 Report summary

The table below shows general characteristics of the data that are included into this report.

Item	Value
Report version	vdraft_20050403
Time of report generation	26MAY2005 05:09:46
Data source version	PFHS/5.32-N
Processing scope for products	22MAY2005 00:00:00 to 23MAY2005 00:00:00
Start time of first product within scope	21MAY2005 23:27:37
Stop time of last product within scope	23MAY2005 00:39:21
Total number of level 0 products	15
Number of level 0 products with errors	15

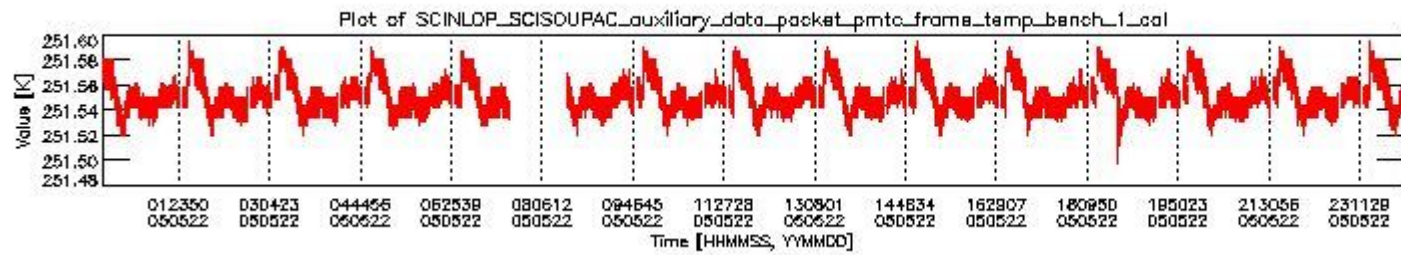
0.1.2 Summary per product

The following table shows a summary for each product used in this report.

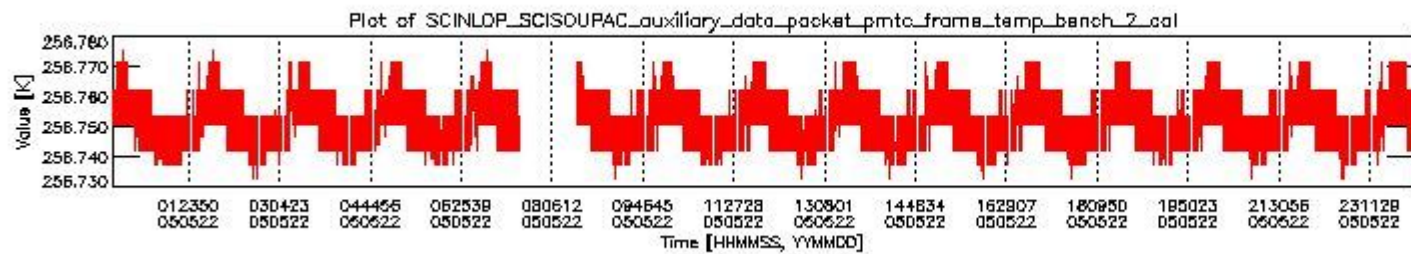
#	Product name	Start time	Stop time	Prod err	ISP err sign	ISP miss sign	ISP disc sign	rs sign
0	SCI_NL__0PNPDE20050521_232737_000060792037_00273_16860_3168.N1	21MAY2005 23:27:37	22MAY2005 01:08:57	1	0	1	0	0
1	SCI_NL__0PNPDE20050522_010733_000043562037_00274_16861_3169.N1	22MAY2005 01:07:33	22MAY2005 02:20:10	1	0	1	0	0
2	SCI_NL__0PNPDE20050522_021914_000061602037_00275_16862_3170.N1	22MAY2005 02:19:14	22MAY2005 04:01:54	1	0	1	0	0
3	SCI_NL__0PNPDE20050522_040045_000062842037_00276_16863_3171.N1	22MAY2005 04:00:45	22MAY2005 05:45:30	1	0	1	0	0
4	SCI_NL__0PNPDE20050522_054434_000062432037_00277_16864_3172.N1	22MAY2005 05:44:34	22MAY2005 07:28:38	1	0	1	0	0
5	SCI_NL__0PNPDK20050522_083235_000062152037_00279_16866_3600.N1	22MAY2005 08:32:35	22MAY2005 10:16:11	1	0	1	0	0
6	SCI_NL__0PNPDK20050522_101515_000059672037_00280_16867_3601.N1	22MAY2005 10:15:15	22MAY2005 11:54:42	1	0	1	0	0
7	SCI_NL__0PNPDK20050522_115346_000060352037_00281_16868_3602.N1	22MAY2005 11:53:46	22MAY2005 13:34:22	1	0	1	0	0
8	SCI_NL__0PNPDK20050522_133313_000059112037_00282_16869_3603.N1	22MAY2005 13:33:13	22MAY2005 15:11:45	1	0	1	0	0
9	SCI_NL__0PNPDK20050522_151049_000059672037_00283_16870_3604.N1	22MAY2005 15:10:49	22MAY2005 16:50:16	1	0	1	0	0
10	SCI_NL__0PNPDK20050522_164920_000058292037_00284_16871_3605.N1	22MAY2005 16:49:20	22MAY2005 18:26:29	1	0	1	0	0
11	SCI_NL__0PNPDK20050522_182533_000059402037_00285_16872_3606.N1	22MAY2005 18:25:33	22MAY2005 20:04:33	1	0	1	0	0
12	SCI_NL__0PNPDE20050522_200242_000045272037_00286_16873_3173.N1	22MAY2005 20:02:42	22MAY2005 21:18:09	1	0	1	0	0
13	SCI_NL__0PNPDE20050522_211736_000062082037_00286_16873_3174.N1	22MAY2005 21:17:36	22MAY2005 23:01:05	1	0	1	0	0
14	SCI_NL__0PNPDE20050522_225937_000059832037_00287_16874_3175.N1	22MAY2005 22:59:37	23MAY2005 00:39:21	1	0	1	0	0

0.2 Product Quality Indicators

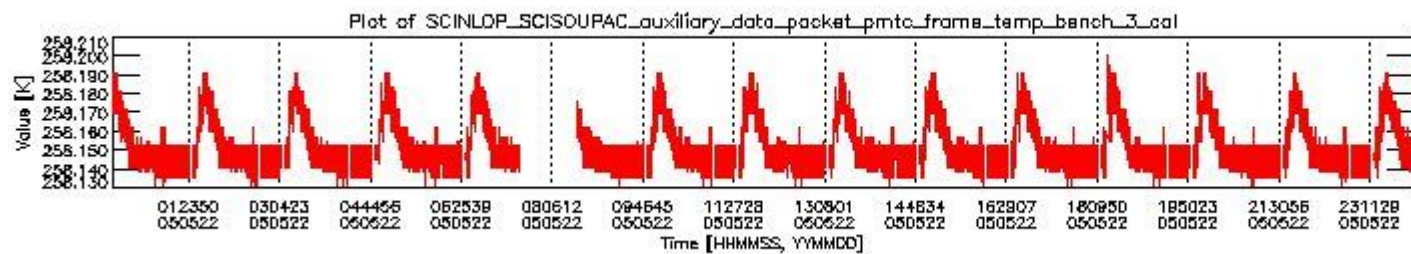
This section shows information about product quality, currently temperatures.



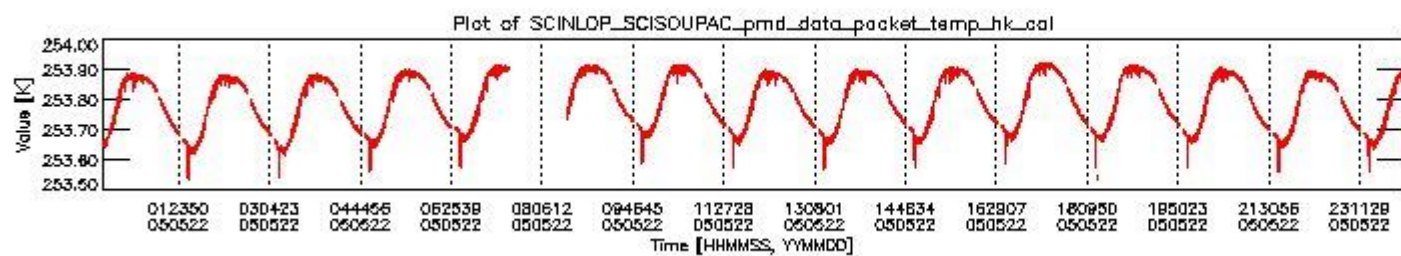
sciamachy_daily_report_level0_PFHS_5_32_N_20050522_0.PNG



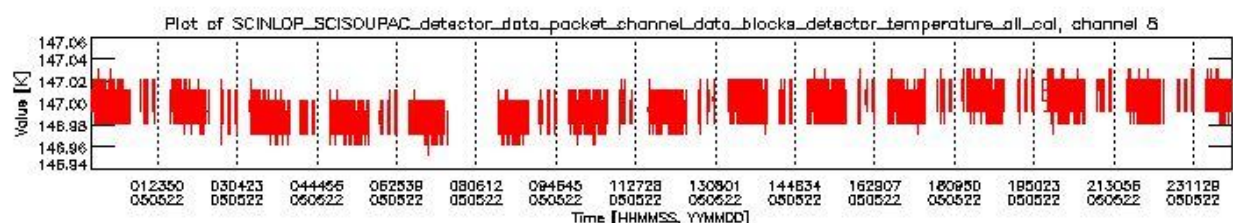
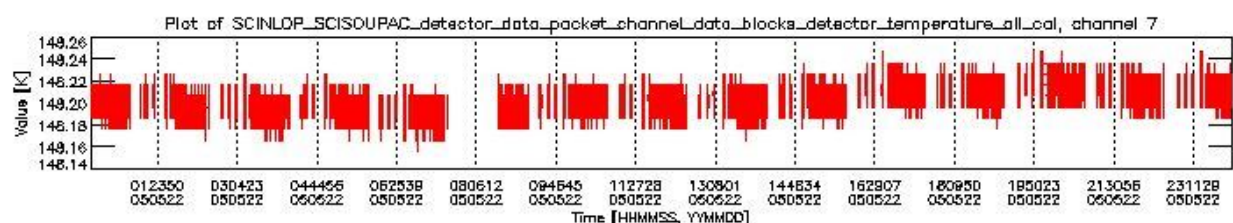
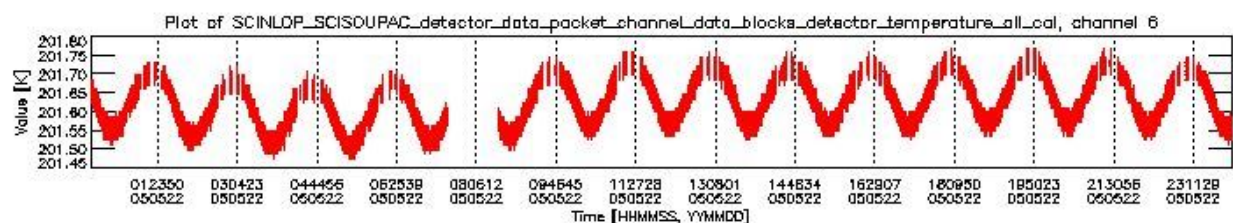
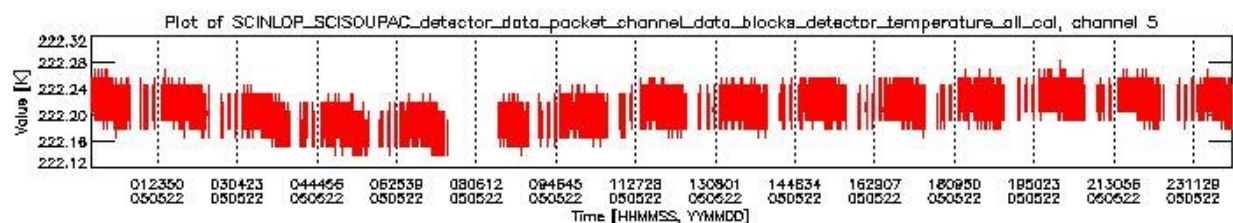
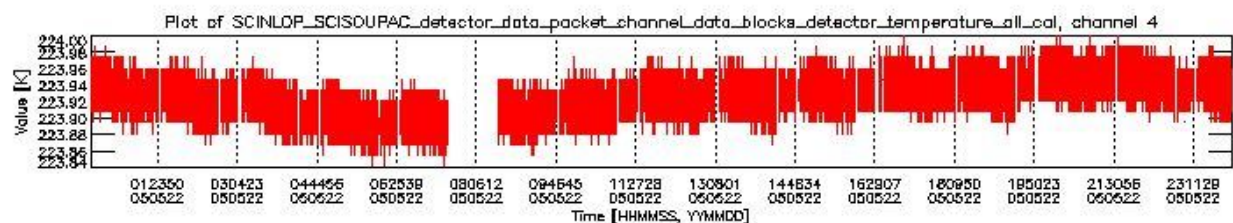
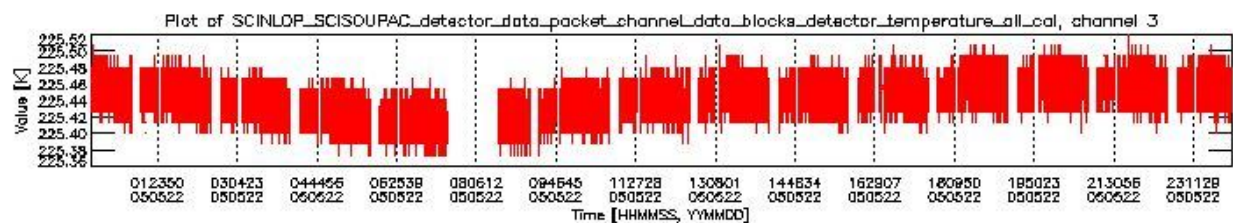
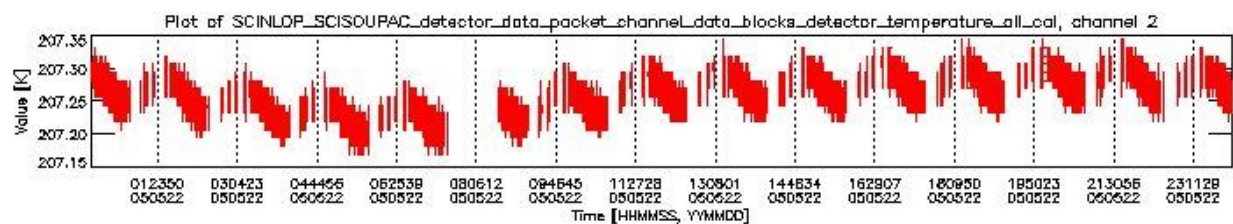
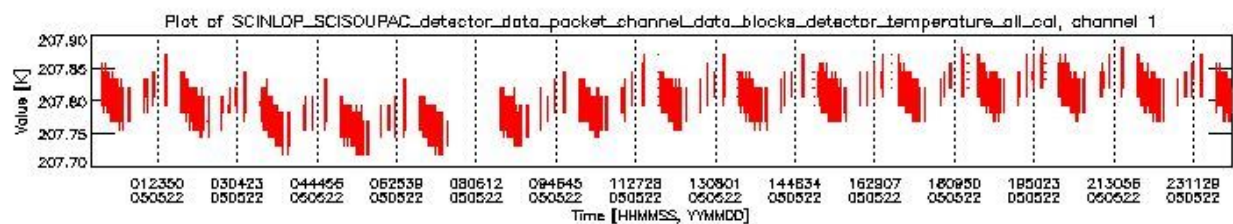
sciamachy_daily_report_level0_PFHS_5_32_N_20050522_1.PNG



sciamachy_daily_report_level0_PFHS_5_32_N_20050522_2.PNG



sciamachy_daily_report_level0_PFHS_5_32_N_20050522_3.PNG



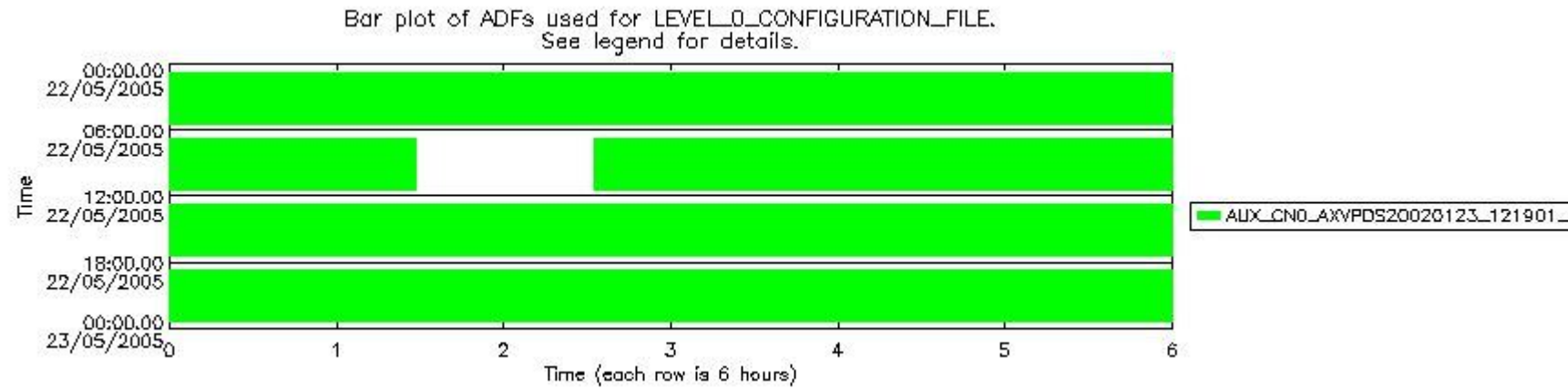
0.3 ADF monitoring

This section shows the (variation in) ADFs used for each of the products. It consists of:

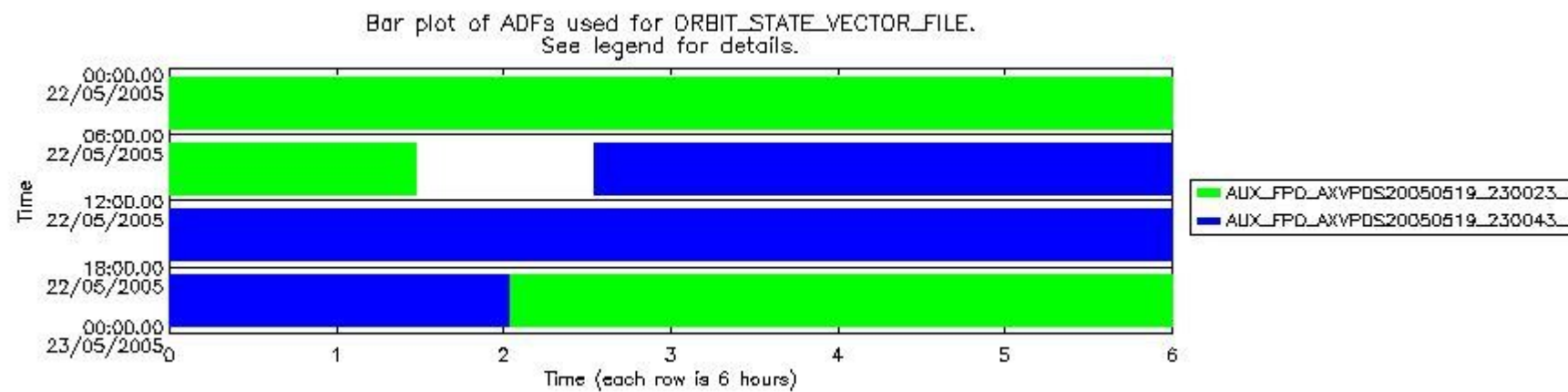
- A table showing which ADFs were used for processing (red values indicate that multiple ADFs of the same type were used)
- Various time line plots, one for each ADF, which show when which ADF was used.

If multiple ADFs of a single type were used, these are marked **red** in the table.

Number	ADF
	CNO (LEVEL_0_CONFIGURATION_FILE)
0	AUX_CNO_AXVPDS20020123_121901_20020101_000000_20200101_000000
	FPO (ORBIT_STATE_VECTOR_FILE)
1	AUX_FPO_AXVPDS20050519_230023_20050519_194438_20050529_211052
2	AUX_FPO_AXVPDS20050519_230043_20050519_194438_20050529_211052



sciamachy_daily_report_level0_PFHS_5_32_N_20050522_5.PNG



sciamachy_daily_report_level0_PFHS_5_32_N_20050522_6.PNG

