

# 0. SCIAMACHY Daily Report for level 0 products

## [0.1 General Info](#)

### [0.2 Product Quality Indicators](#)

### [0.3 ADF monitoring](#)

## 0.1 General Info

This report contains a daily analysis on parameters extracted from SCIAMACHY level 0 data (The SCI\_NL\_\_0P product).

### 0.1.1 Report summary

The table below shows general characteristics of the data that are included into this report.

Item	Value
Report version	vdraft_20050403
Time of report generation	24MAY2005 03:47:13
Data source version	PFHS/5.32-N
Processing scope for products	20MAY2005 00:00:00 to 21MAY2005 00:00:00
Start time of first product within scope	19MAY2005 22:51:51
Stop time of last product within scope	21MAY2005 00:02:58
Total number of level 0 products	13
Number of level 0 products with errors	13

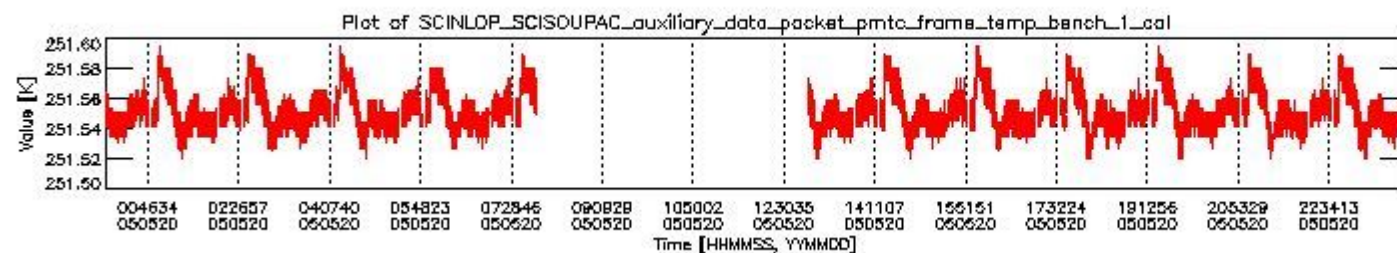
### 0.1.2 Summary per product

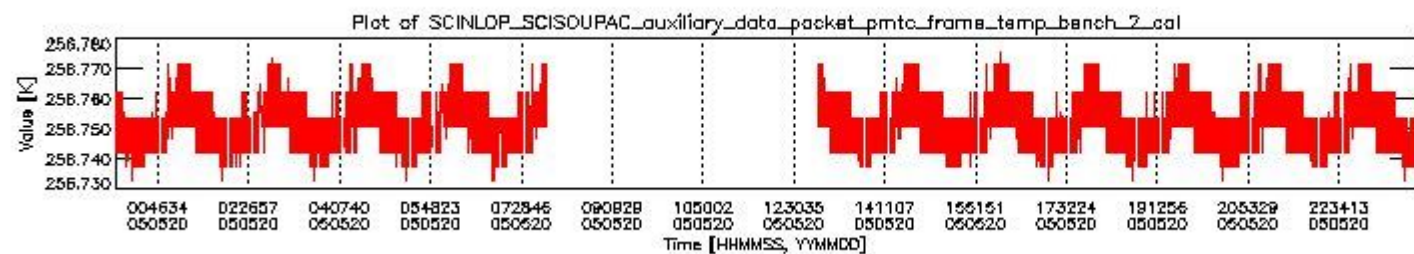
The following table shows a summary for each product used in this report.

#	Product name	Start time	Stop time	Prod err	ISP err sign	ISP miss sign	ISP disc sign	rs sign
0	SCI_NL__0PNPDE20050519_225151_000061682037_00244_16831_3155.N1	19MAY2005 22:51:51	20MAY2005 00:34:39	1	0	1	0	0
1	SCI_NL__0PNPDE20050520_003640_000056542037_00245_16832_3156.N1	20MAY2005 00:36:40	20MAY2005 02:10:55	1	0	1	0	0
2	SCI_NL__0PNPDE20050520_021008_000045262037_00246_16833_3157.N1	20MAY2005 02:10:08	20MAY2005 03:25:35	1	0	1	0	0
3	SCI_NL__0PNPDE20050520_032535_000061602037_00247_16834_3158.N1	20MAY2005 03:25:35	20MAY2005 05:08:15	1	0	1	0	0
4	SCI_NL__0PNPDE20050520_050815_000059792037_00248_16835_3159.N1	20MAY2005 05:08:15	20MAY2005 06:47:55	1	0	1	0	0
5	SCI_NL__0PNPDK20050520_064646_000041692037_00249_16836_3581.N1	20MAY2005 06:46:46	20MAY2005 07:56:16	1	0	1	0	0
6	SCI_NL__0PNPDK20050520_125558_000059112037_00253_16840_3585.N1	20MAY2005 12:55:58	20MAY2005 14:34:29	1	0	1	0	0
7	SCI_NL__0PNPDK20050520_143429_000058552037_00254_16841_3586.N1	20MAY2005 14:34:29	20MAY2005 16:12:05	1	0	1	0	0
8	SCI_NL__0PNPDK20050520_161000_000060222037_00255_16842_3587.N1	20MAY2005 16:10:00	20MAY2005 17:50:23	1	0	1	0	0
9	SCI_NL__0PNPDK20050520_174818_000059402037_00256_16843_3588.N1	20MAY2005 17:48:18	20MAY2005 19:27:18	1	0	1	0	0
10	SCI_NL__0PNPDK20050520_192526_000063122037_00257_16844_3589.N1	20MAY2005 19:25:26	20MAY2005 21:10:39	1	0	1	0	0
11	SCI_NL__0PNPDE20050520_210943_000042262037_00258_16845_3160.N1	20MAY2005 21:09:43	20MAY2005 22:20:10	1	0	1	0	0
12	SCI_NL__0PNPDE20050520_221926_000062112037_00258_16845_3161.N1	20MAY2005 22:19:26	21MAY2005 00:02:58	1	0	1	0	0

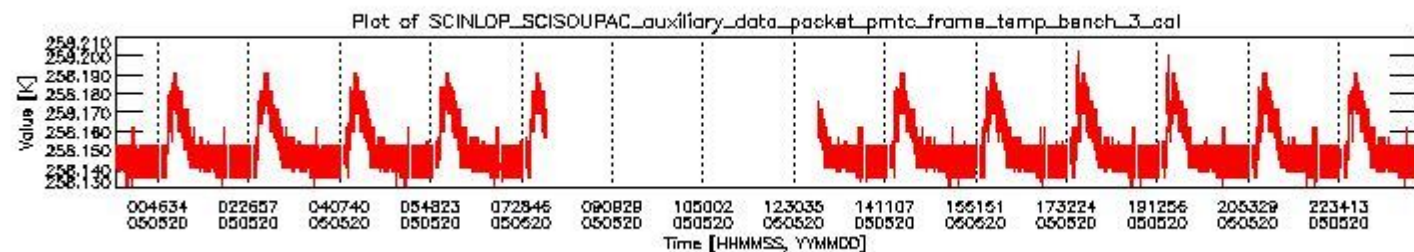
## 0.2 Product Quality Indicators

This section shows information about product quality, currently temperatures.

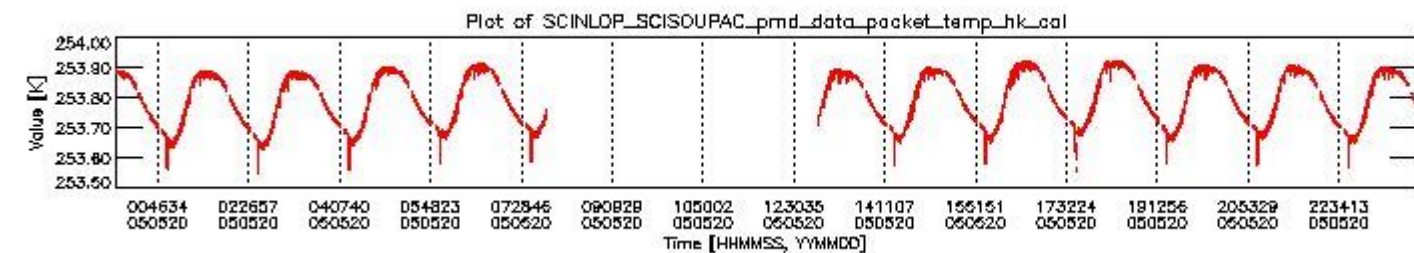




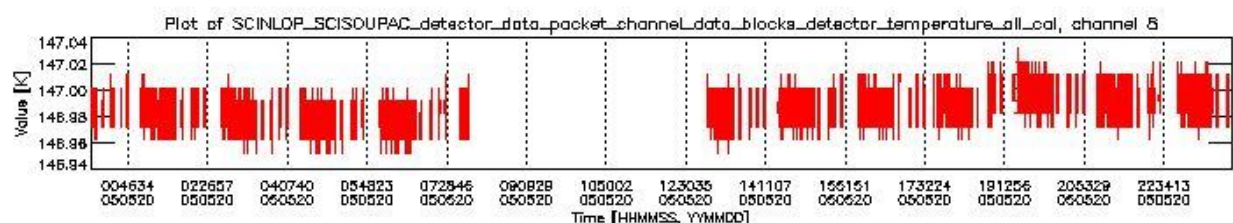
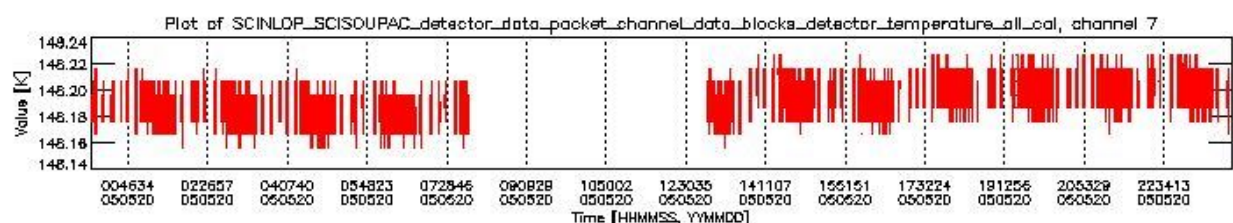
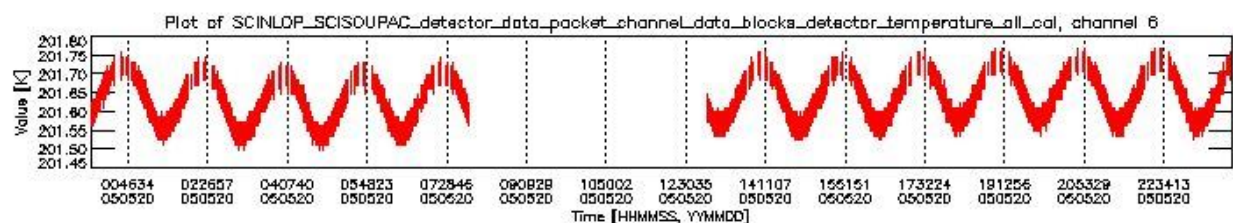
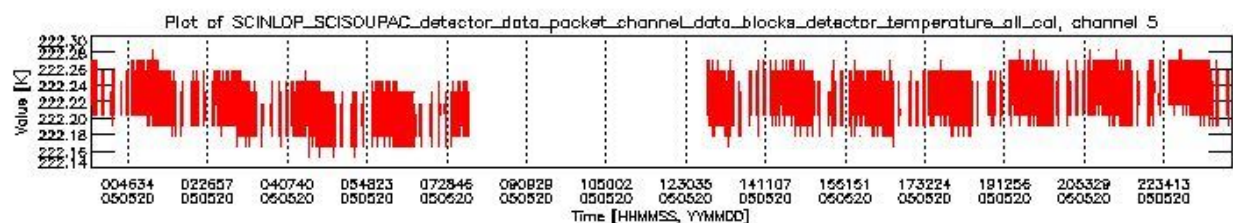
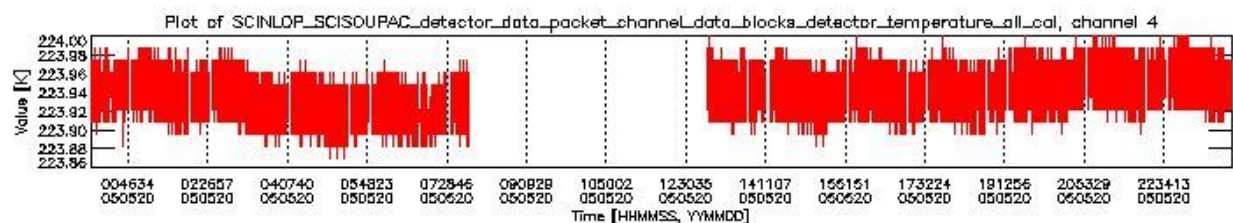
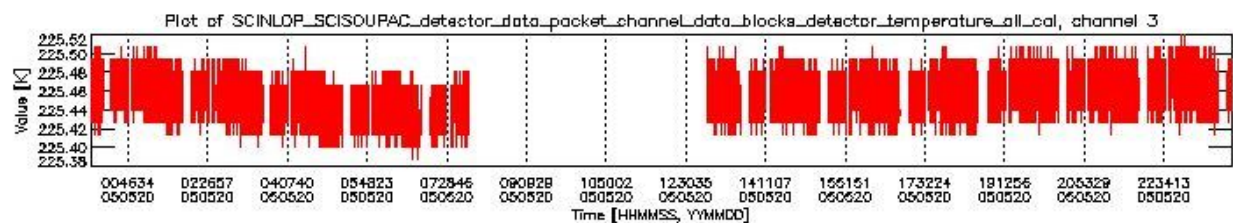
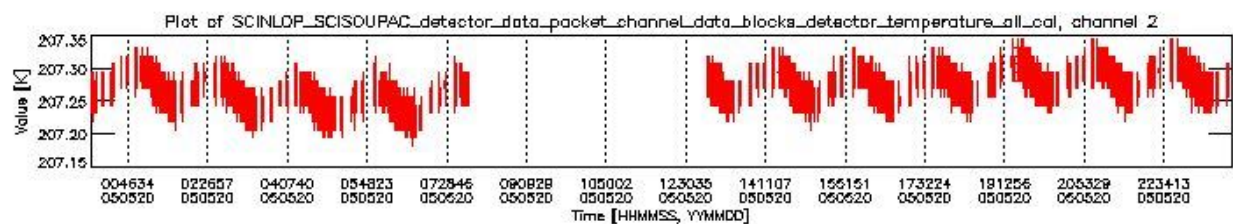
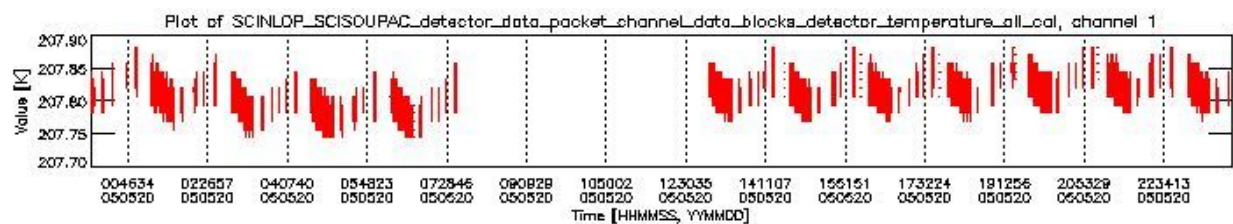
sciamachy\_daily\_report\_level0\_PFHS\_5\_32\_N\_20050520\_1.PNG



sciamachy\_daily\_report\_level0\_PFHS\_5\_32\_N\_20050520\_2.PNG



sciamachy\_daily\_report\_level0\_PFHS\_5\_32\_N\_20050520\_3.PNG



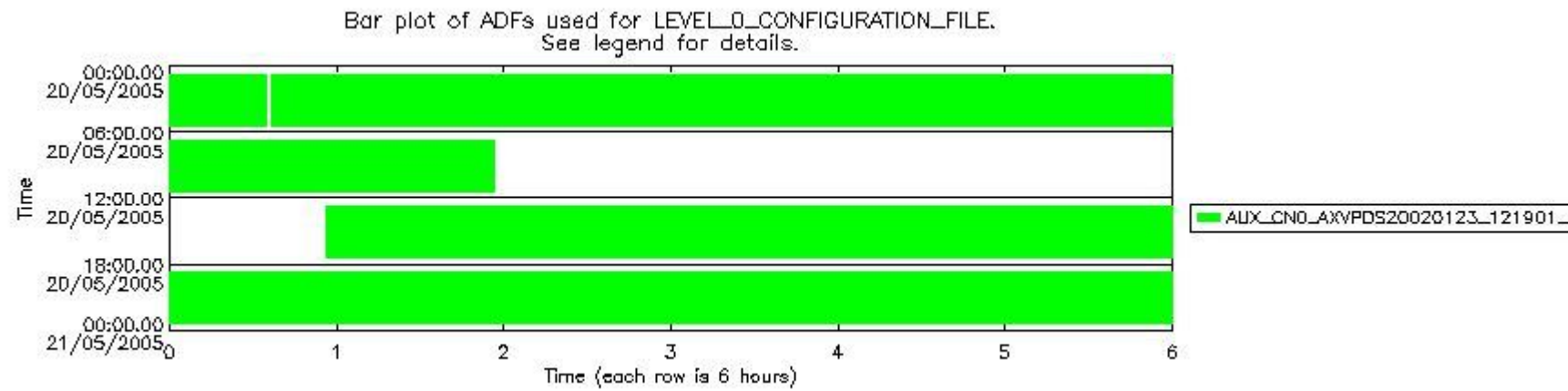
### 0.3 ADF monitoring

This section shows the (variation in) ADFs used for each of the products. It consists of:

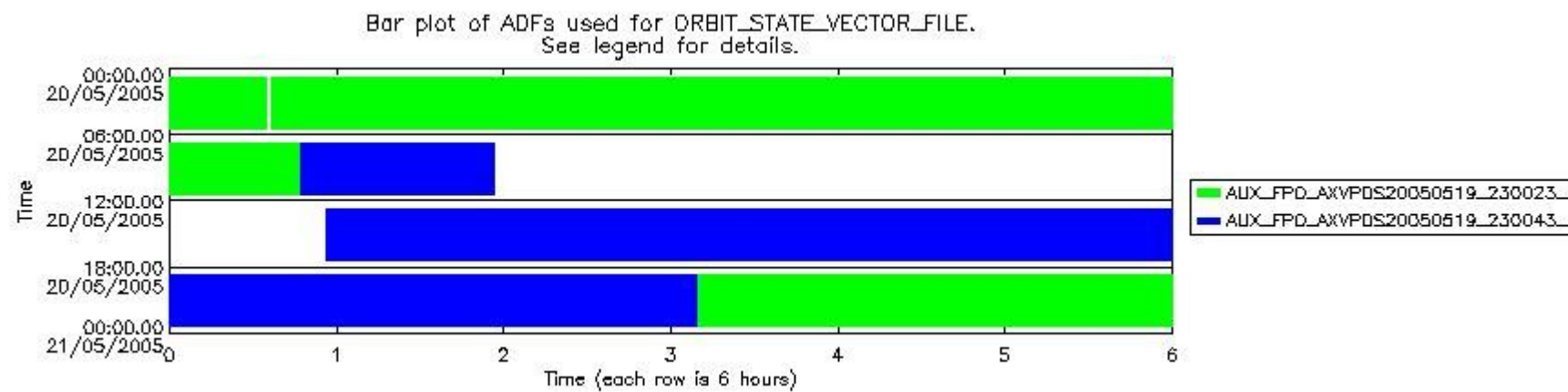
- A table showing which ADFs were used for processing (red values indicate that multiple ADFs of the same type were used)
- Various time line plots, one for each ADF, which show when which ADF was used.

If multiple ADFs of a single type were used, these are marked **red** in the table.

Number	ADF
	<b>CNO (LEVEL_0_CONFIGURATION_FILE)</b>
0	AUX_CNO_AXVPDS20020123_121901_20020101_000000_20200101_000000
	<b>FPO (ORBIT_STATE_VECTOR_FILE)</b>
1	AUX_FPO_AXVPDS20050519_230023_20050519_194438_20050529_211052
2	AUX_FPO_AXVPDS20050519_230043_20050519_194438_20050529_211052



sciamachy\_daily\_report\_level0\_PFHS\_5\_32\_N\_20050520\_5.PNG



sciamachy\_daily\_report\_level0\_PFHS\_5\_32\_N\_20050520\_6.PNG

