

## 0. SCIAMACHY Daily Report for level 0 products

### [0.1 General Info](#)

### [0.2 Product Quality Indicators](#)

### [0.3 ADF monitoring](#)

## 0.1 General Info

This report contains a daily analysis on parameters extracted from SCIAMACHY level 0 data (The SCI\_NL\_\_0P product).

### 0.1.1 Report summary

The table below shows general characteristics of the data that are included into this report.

Item	Value
Report version	vdraft_20050403
Time of report generation	19MAY2005 03:47:51
Data source version	PFHS/5.32-N
Processing scope for products	15MAY2005 00:00:00 to 16MAY2005 00:00:00
Start time of first product within scope	14MAY2005 23:51:10
Stop time of last product within scope	16MAY2005 01:02:04
Total number of level 0 products	16
Number of level 0 products with errors	16

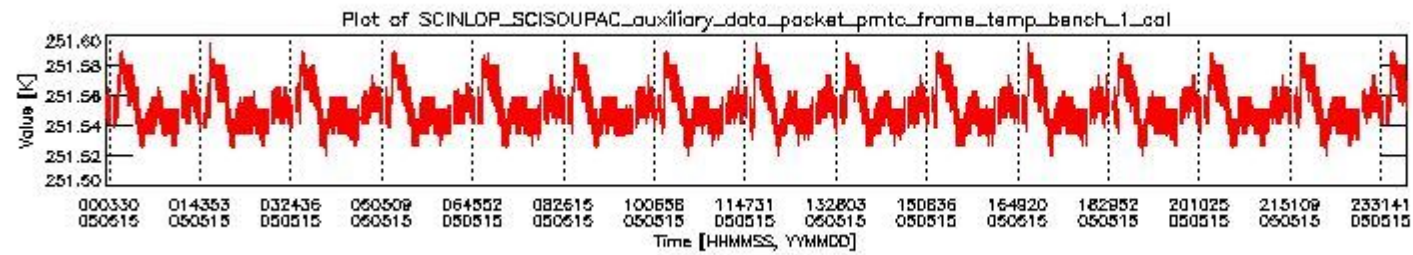
### 0.1.2 Summary per product

The following table shows a summary for each product used in this report.

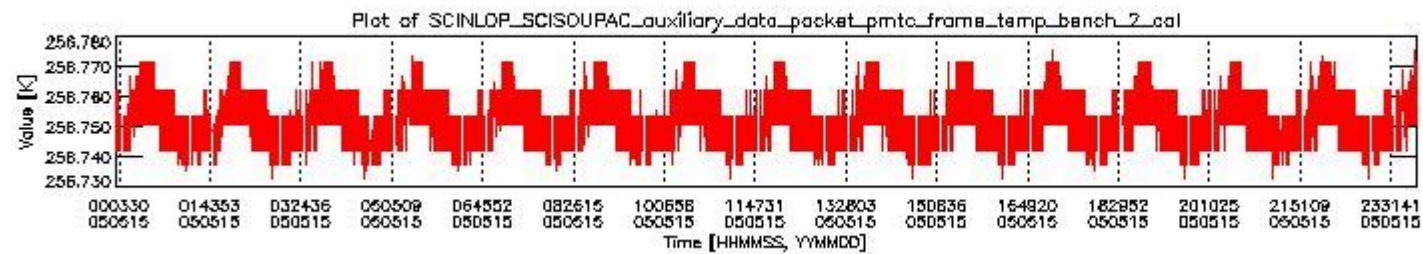
#	Product name	Start time	Stop time	Prod err	ISP err sign	ISP miss sign	ISP disc sign	rs sign
0	SCI_NL__0PNPDE20050514_235110_000059942037_00173_16760_3122.N1	14MAY2005 23:51:10	15MAY2005 01:31:04	1	0	1	0	0
1	SCI_NL__0PNPDE20050515_012934_000043932037_00174_16761_3123.N1	15MAY2005 01:29:34	15MAY2005 02:42:47	1	0	1	0	0
2	SCI_NL__0PNPDE20050515_024247_000061722037_00175_16762_3124.N1	15MAY2005 02:42:47	15MAY2005 04:25:40	1	0	1	0	0
3	SCI_NL__0PNPDE20050515_042431_000060912037_00176_16763_3125.N1	15MAY2005 04:24:31	15MAY2005 06:06:03	1	0	1	0	0
4	SCI_NL__0PNPDK20050515_060507_000041132037_00177_16764_3538.N1	15MAY2005 06:05:07	15MAY2005 07:13:40	1	0	1	0	0
5	SCI_NL__0PNPDK20050515_071340_000061472037_00178_16765_3539.N1	15MAY2005 07:13:40	15MAY2005 08:56:08	1	0	1	0	0
6	SCI_NL__0PNPDK20050515_085512_000059792037_00179_16766_3540.N1	15MAY2005 08:55:12	15MAY2005 10:34:51	1	0	1	0	0
7	SCI_NL__0PNPDK20050515_103343_000060352037_00180_16767_3541.N1	15MAY2005 10:33:43	15MAY2005 12:14:18	1	0	1	0	0
8	SCI_NL__0PNPDK20050515_121310_000060482037_00181_16768_3542.N1	15MAY2005 12:13:10	15MAY2005 13:53:58	1	0	1	0	0
9	SCI_NL__0PNPDK20050515_135358_000058422037_00182_16769_3543.N1	15MAY2005 13:53:58	15MAY2005 15:31:21	1	0	1	0	0
10	SCI_NL__0PNPDK20050515_153012_000058422037_00183_16770_3544.N1	15MAY2005 15:30:12	15MAY2005 17:07:35	1	0	1	0	0
11	SCI_NL__0PNPDK20050515_170530_000061202037_00184_16771_3545.N1	15MAY2005 17:05:30	15MAY2005 18:47:30	1	0	1	0	0
12	SCI_NL__0PNPDK20050515_184526_000060882037_00185_16772_3546.N1	15MAY2005 18:45:26	15MAY2005 20:26:55	1	0	1	0	0
13	SCI_NL__0PNPDE20050515_202450_000044352037_00186_16773_3126.N1	15MAY2005 20:24:50	15MAY2005 21:38:45	1	0	1	0	0
14	SCI_NL__0PNPDE20050515_213812_000061652037_00186_16773_3127.N1	15MAY2005 21:38:12	15MAY2005 23:20:57	1	0	1	0	0
15	SCI_NL__0PNPDE20050515_231929_000061552037_00187_16774_3128.N1	15MAY2005 23:19:29	16MAY2005 01:02:04	1	0	1	0	0

## 0.2 Product Quality Indicators

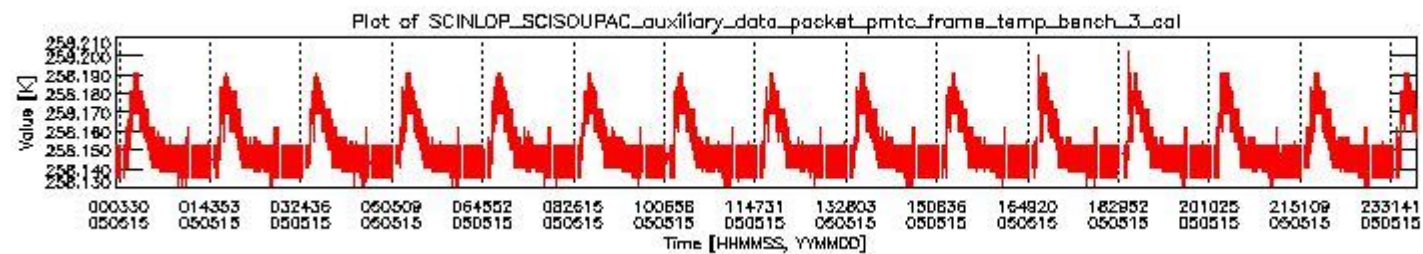
This section shows information about product quality, currently temperatures.



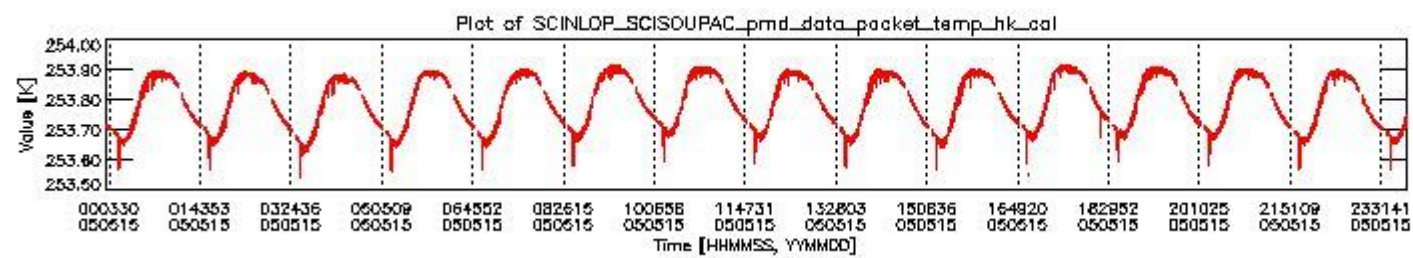
sciamachy\_daily\_report\_level0\_PFHS\_5\_32\_N\_20050515\_0.PNG



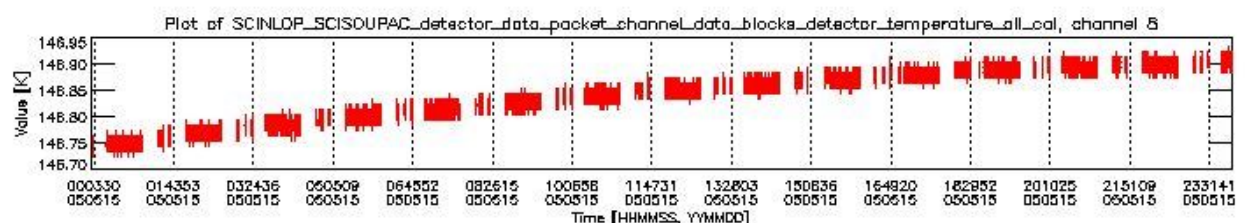
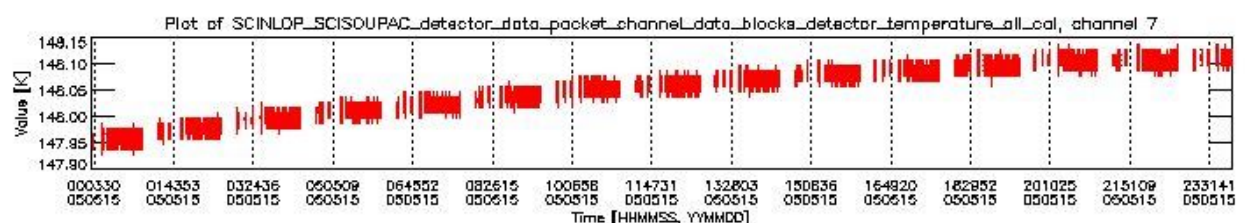
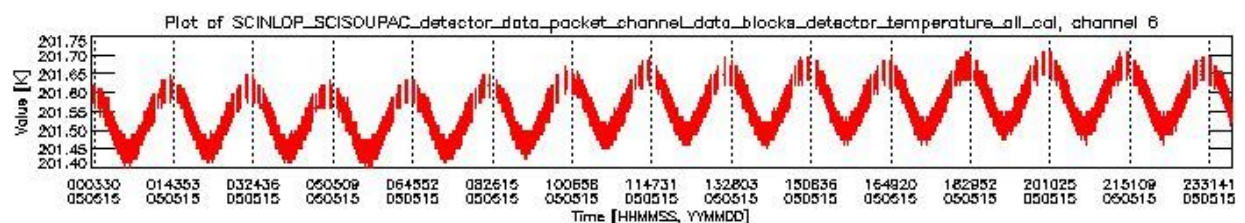
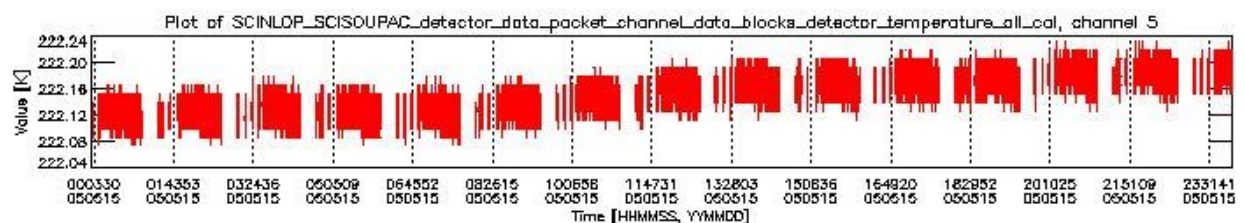
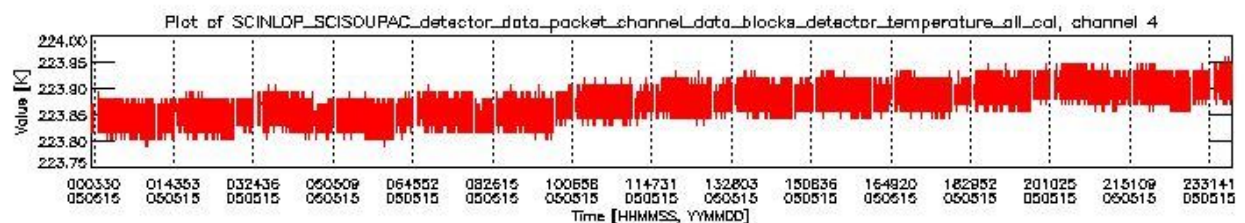
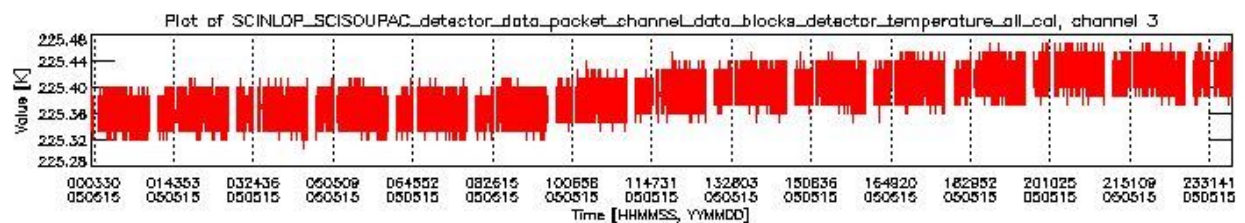
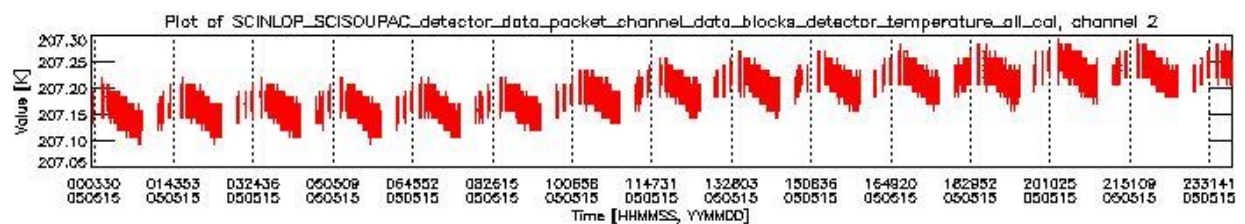
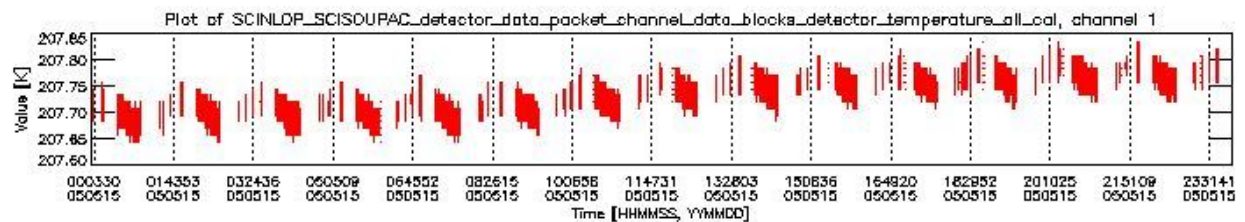
sciamachy\_daily\_report\_level0\_PFHS\_5\_32\_N\_20050515\_1.PNG



sciamachy\_daily\_report\_level0\_PFHS\_5\_32\_N\_20050515\_2.PNG



sciamachy\_daily\_report\_level0\_PFHS\_5\_32\_N\_20050515\_3.PNG



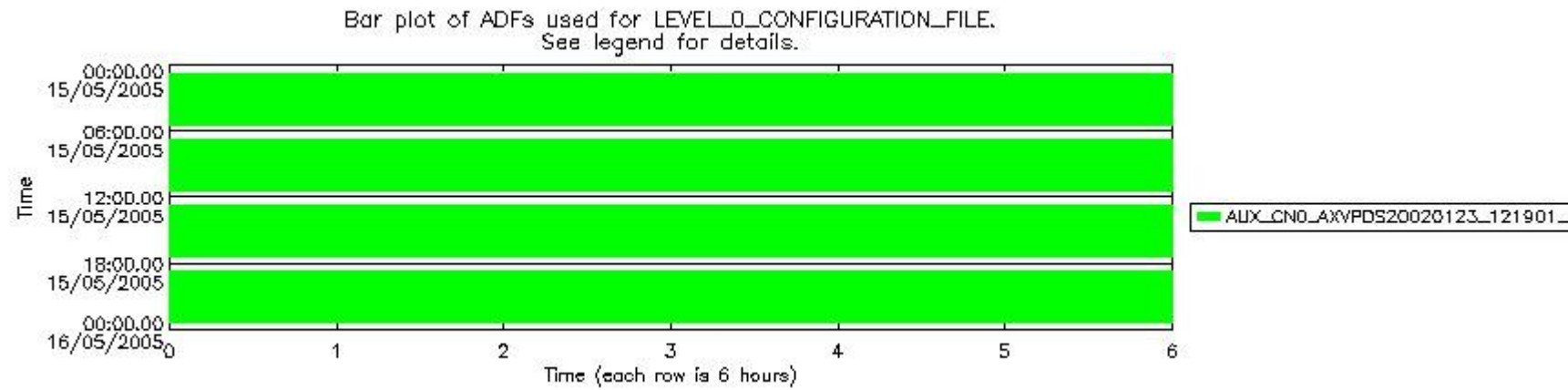
### 0.3 ADF monitoring

This section shows the (variation in) ADFs used for each of the products. It consists of:

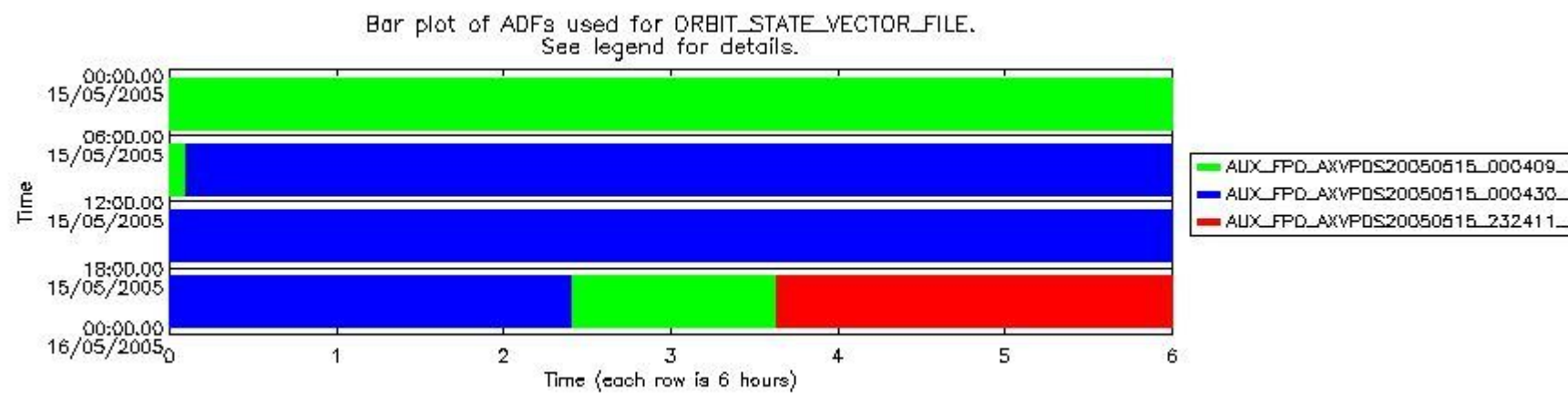
- A table showing which ADFs were used for processing (red values indicate that multiple ADFs of the same type were used)
- Various time line plots, one for each ADF, which show when which ADF was used.

If multiple ADFs of a single type were used, these are marked **red** in the table.

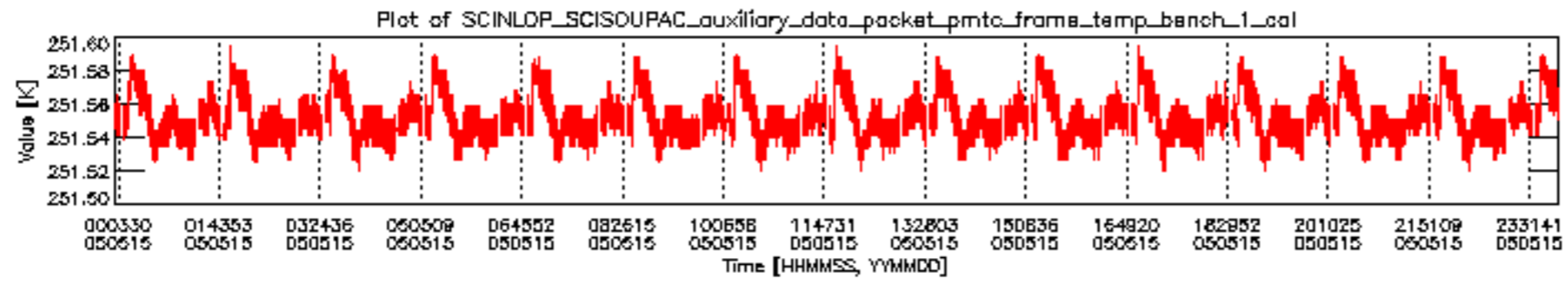
Number	ADF
	<b>CNO (LEVEL_0_CONFIGURATION_FILE)</b>
0	AUX_CNO_AXVPDS20020123_121901_20020101_000000_20200101_000000
	<b>FPO (ORBIT_STATE_VECTOR_FILE)</b>
1	AUX_FPO_AXVPDS20050515_000409_20050514_190132_20050524_202744
2	AUX_FPO_AXVPDS20050515_000430_20050514_190132_20050524_202744
3	AUX_FPO_AXVPDS20050515_232411_20050515_182955_20050525_213643

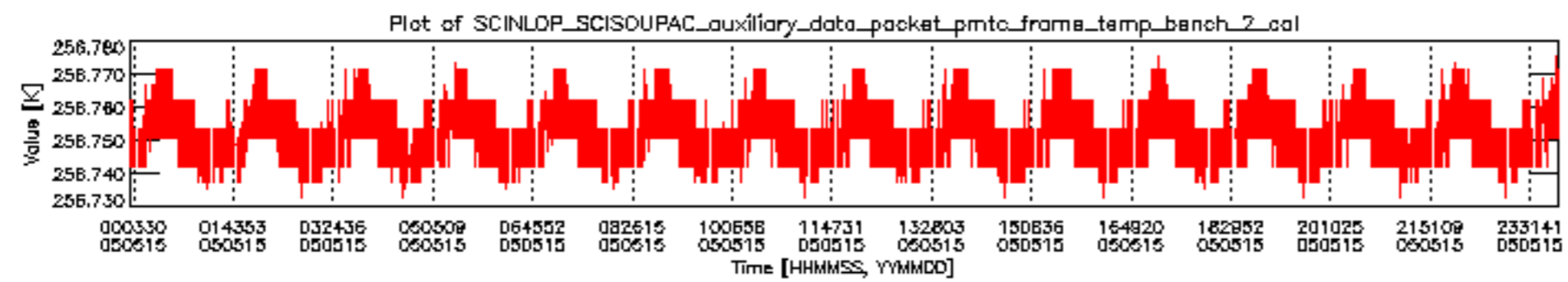


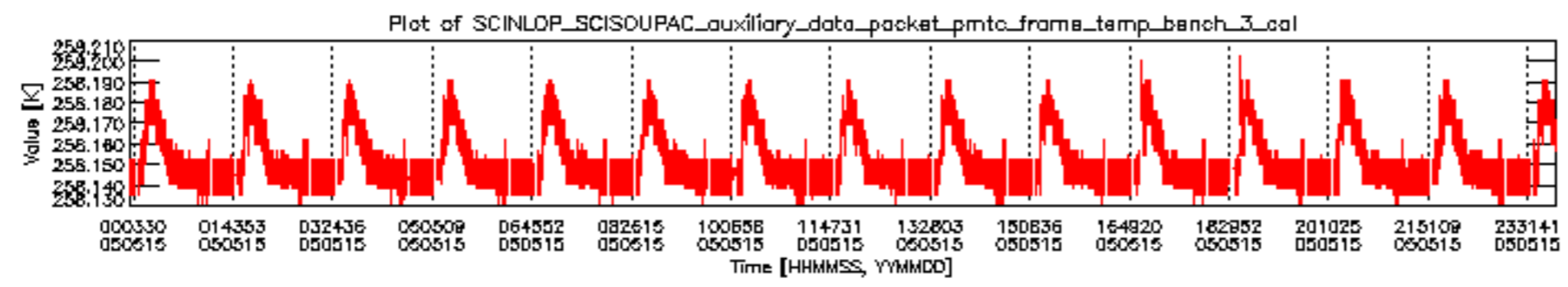
sciamachy\_daily\_report\_level0\_PFHS\_5\_32\_N\_20050515\_5.PNG

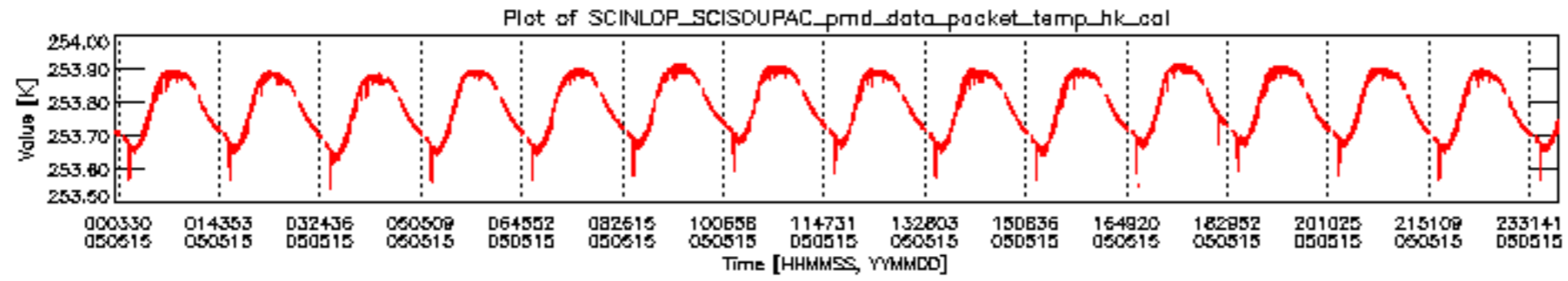


sciamachy\_daily\_report\_level0\_PFHS\_5\_32\_N\_20050515\_6.PNG

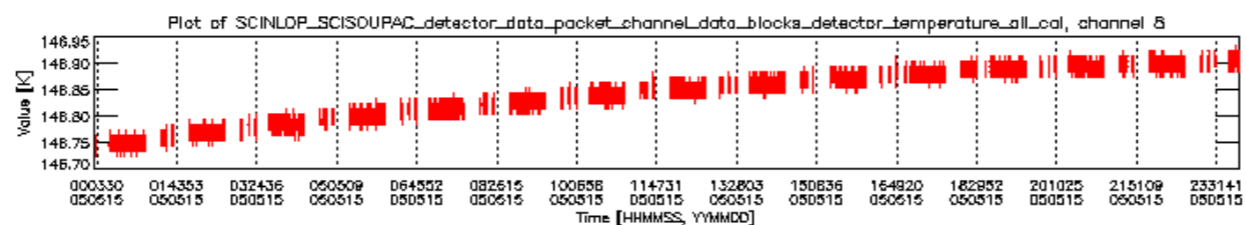
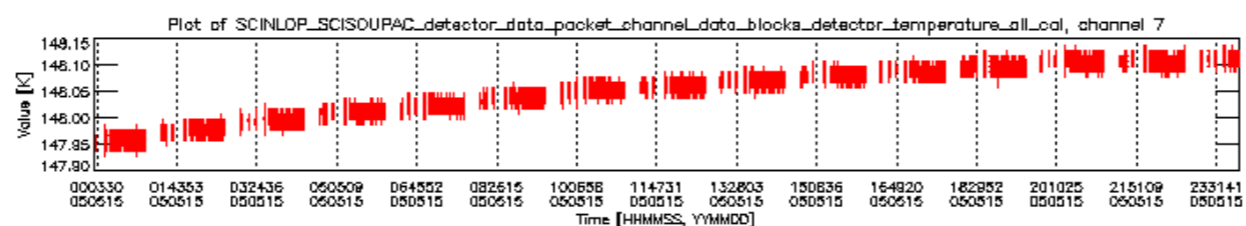
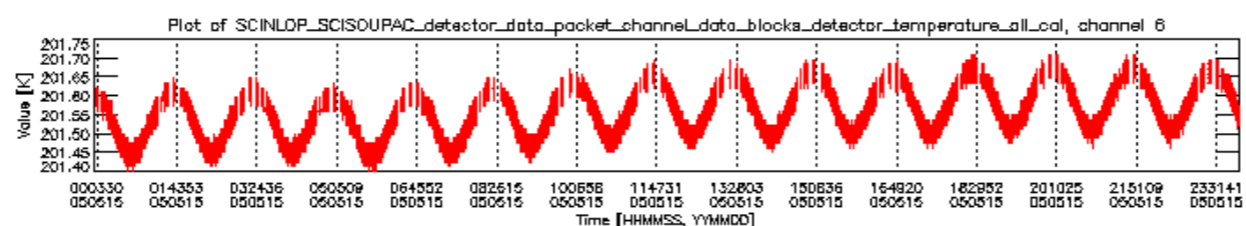
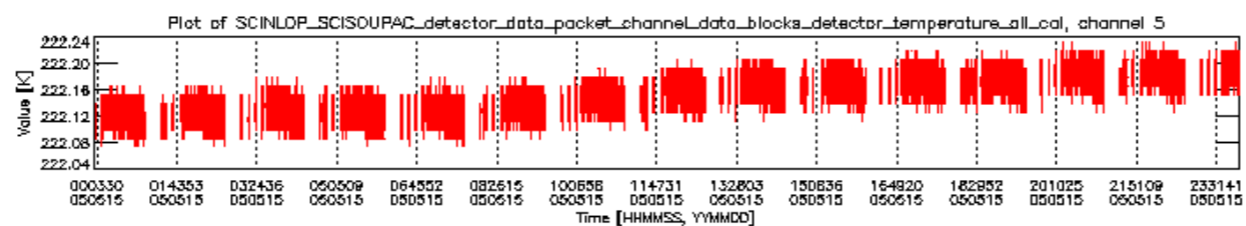
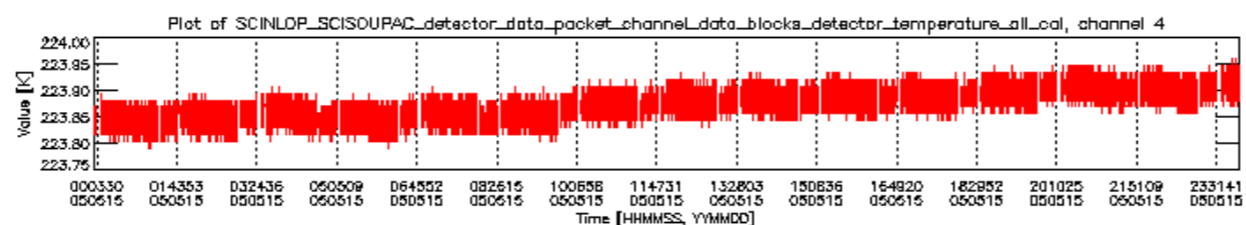
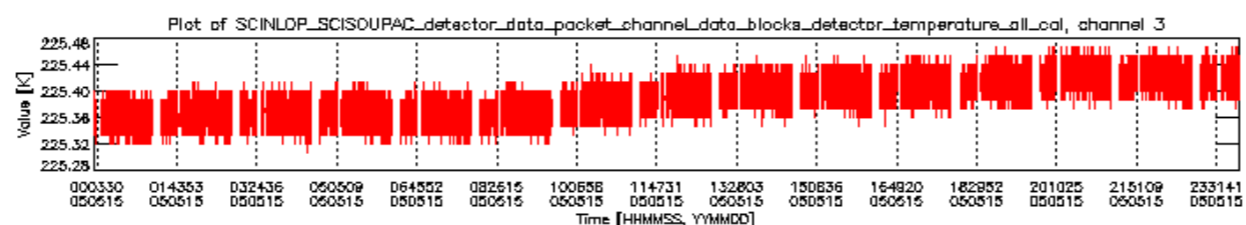
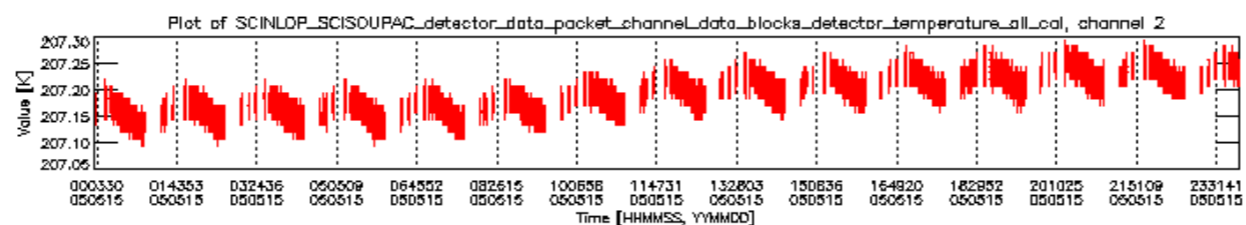
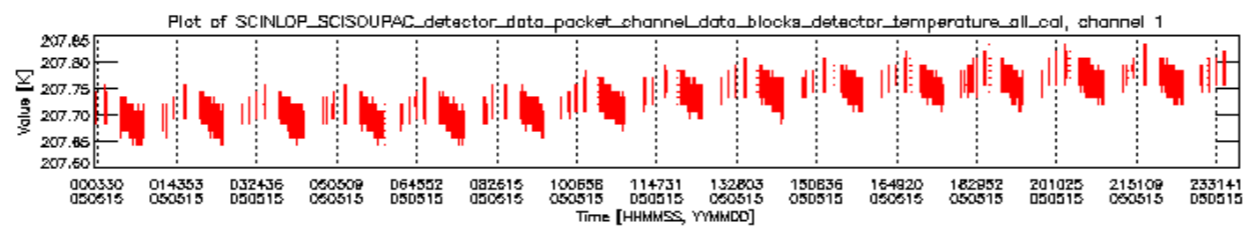


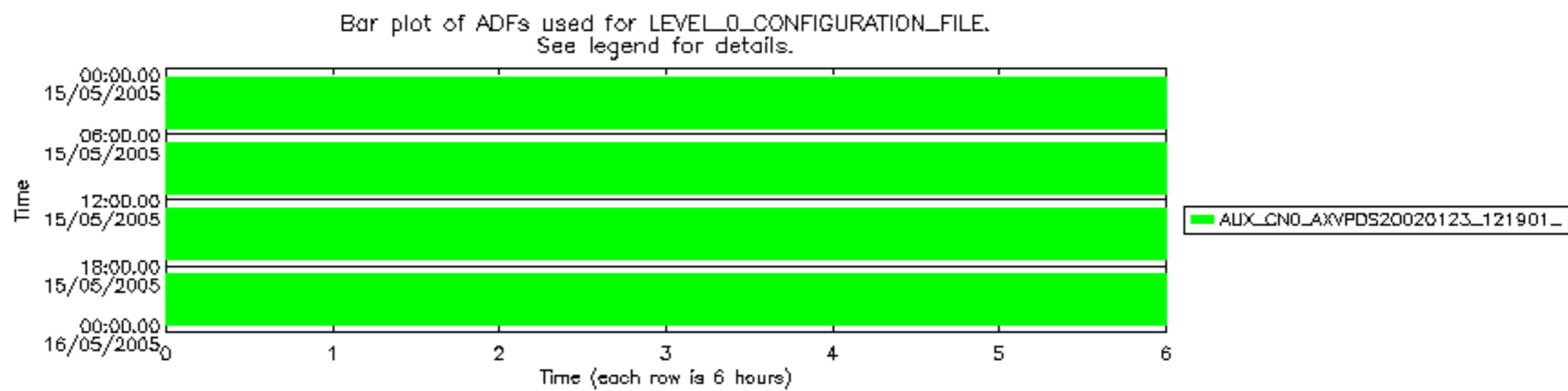












Bar plot of ADFs used for ORBIT\_STATE\_VECTOR\_FILE.  
See legend for details.

