

## 0. SCIAMACHY Daily Report for level 0 products

### [0.1 General Info](#)

### [0.2 Product Quality Indicators](#)

### [0.3 ADF monitoring](#)

## 0.1 General Info

This report contains a daily analysis on parameters extracted from SCIAMACHY level 0 data (The SCI\_NL\_\_0P product).

### 0.1.1 Report summary

The table below shows general characteristics of the data that are included into this report.

Item	Value
Report version	vdraft_20050403
Time of report generation	18MAY2005 04:24:08
Data source version	PFHS/5.32-N
Processing scope for products	14MAY2005 00:00:00 to 15MAY2005 00:00:00
Start time of first product within scope	13MAY2005 22:37:53
Stop time of last product within scope	15MAY2005 01:31:04
Total number of level 0 products	16
Number of level 0 products with errors	16

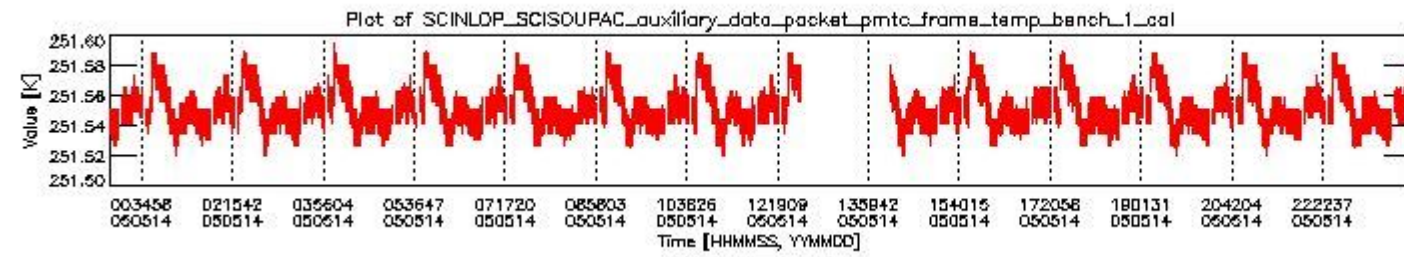
### 0.1.2 Summary per product

The following table shows a summary for each product used in this report.

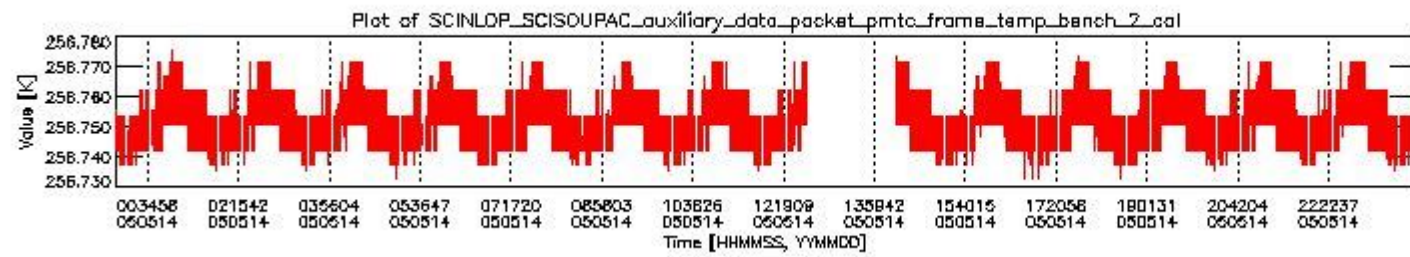
#	Product name	Start time	Stop time	Prod err	ISP err sign	ISP miss sign	ISP disc sign	rs sign
0	SCI_NL__0PNPDE20050513_223753_000062102037_00158_16745_3115.N1	13MAY2005 22:37:53	14MAY2005 00:21:24	1	0	1	0	0
1	SCI_NL__0PNPDE20050514_001827_000059592037_00159_16746_3116.N1	14MAY2005 00:18:27	14MAY2005 01:57:47	1	0	1	0	0
2	SCI_NL__0PNPDE20050514_015535_000046762037_00160_16747_3117.N1	14MAY2005 01:55:35	14MAY2005 03:13:32	1	0	1	0	0
3	SCI_NL__0PNPDE20050514_031223_000061722037_00161_16748_3118.N1	14MAY2005 03:12:23	14MAY2005 04:55:16	1	0	1	0	0
4	SCI_NL__0PNPDE20050514_045407_000060912037_00162_16749_3119.N1	14MAY2005 04:54:07	14MAY2005 06:35:39	1	0	1	0	0
5	SCI_NL__0PNPDK20050514_063443_000041692037_00163_16750_3529.N1	14MAY2005 06:34:43	14MAY2005 07:44:12	1	0	1	0	0
6	SCI_NL__0PNPDK20050514_074317_000060912037_00164_16751_3530.N1	14MAY2005 07:43:17	14MAY2005 09:24:48	1	0	1	0	0
7	SCI_NL__0PNPDK20050514_092340_000059792037_00165_16752_3531.N1	14MAY2005 09:23:40	14MAY2005 11:03:19	1	0	1	0	0
8	SCI_NL__0PNPDK20050514_110319_000060912037_00166_16753_3532.N1	14MAY2005 11:03:19	14MAY2005 12:44:51	1	0	1	0	0
9	SCI_NL__0PNPDK20050514_142335_000058982037_00168_16755_3534.N1	14MAY2005 14:23:35	14MAY2005 16:01:53	1	0	1	0	0
10	SCI_NL__0PNPDK20050514_160153_000057742037_00169_16756_3535.N1	14MAY2005 16:01:53	14MAY2005 17:38:07	1	0	1	0	0
11	SCI_NL__0PNPDK20050514_173711_000061202037_00170_16757_3536.N1	14MAY2005 17:37:11	14MAY2005 19:19:11	1	0	1	0	0
12	SCI_NL__0PNPDK20050514_191707_000059082037_00171_16758_3537.N1	14MAY2005 19:17:07	14MAY2005 20:55:35	1	0	1	0	0
13	SCI_NL__0PNPDE20050514_205439_000043392037_00172_16759_3120.N1	14MAY2005 20:54:39	14MAY2005 22:06:59	1	0	1	0	0
14	SCI_NL__0PNPDE20050514_220625_000063722037_00172_16759_3121.N1	14MAY2005 22:06:25	14MAY2005 23:52:38	1	0	1	0	0
15	SCI_NL__0PNPDE20050514_235110_000059942037_00173_16760_3122.N1	14MAY2005 23:51:10	15MAY2005 01:31:04	1	0	1	0	0

## 0.2 Product Quality Indicators

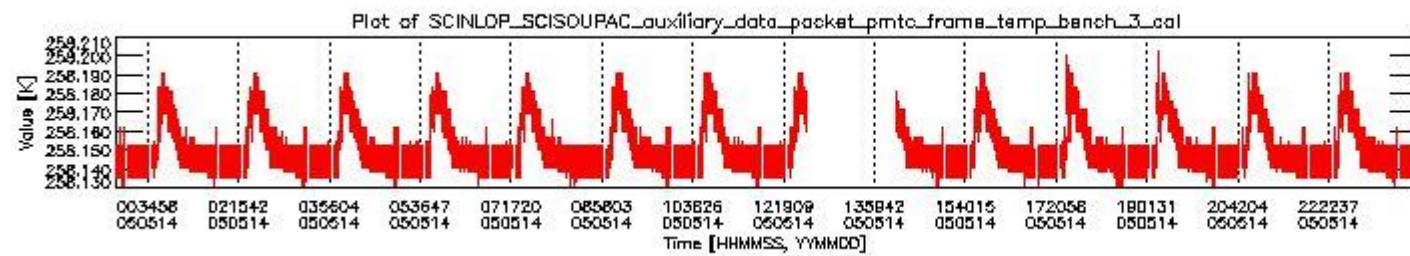
This section shows information about product quality, currently temperatures.



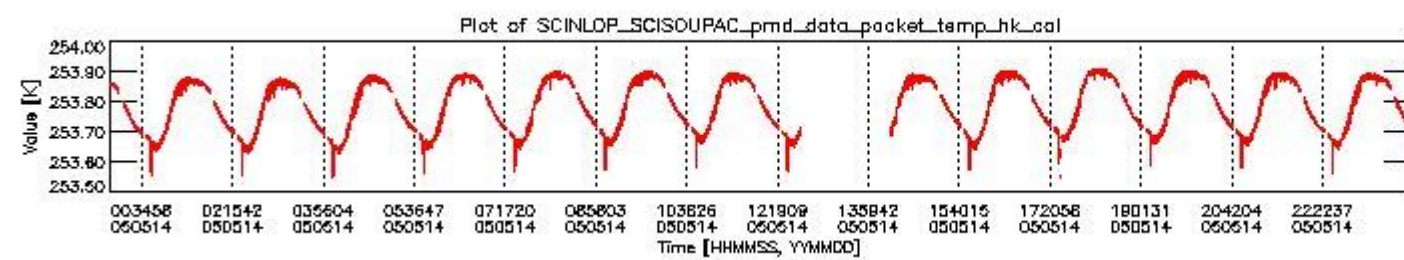
sciamachy\_daily\_report\_level0\_PFHS\_5\_32\_N\_20050514\_0.PNG



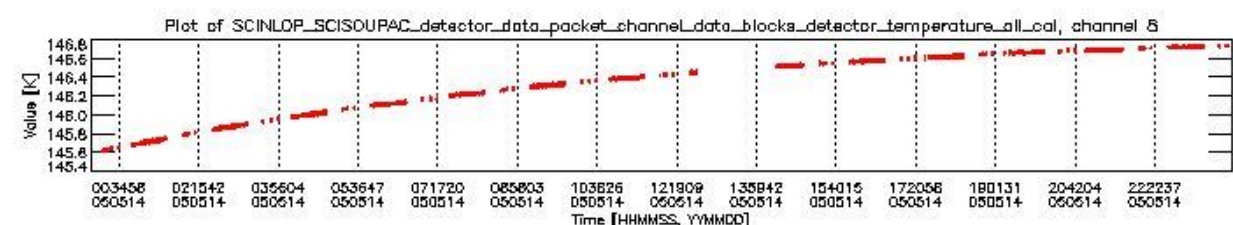
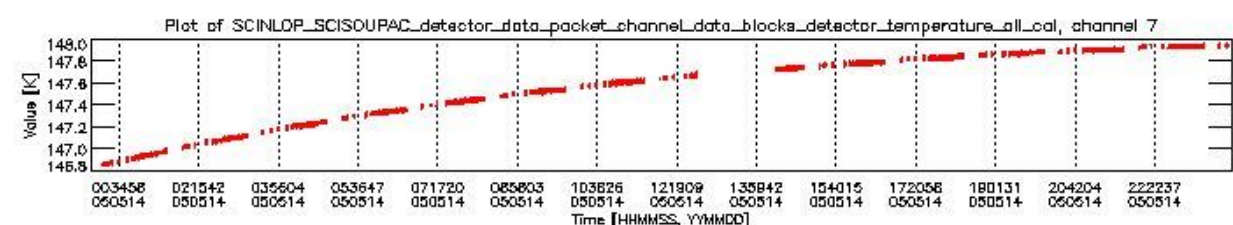
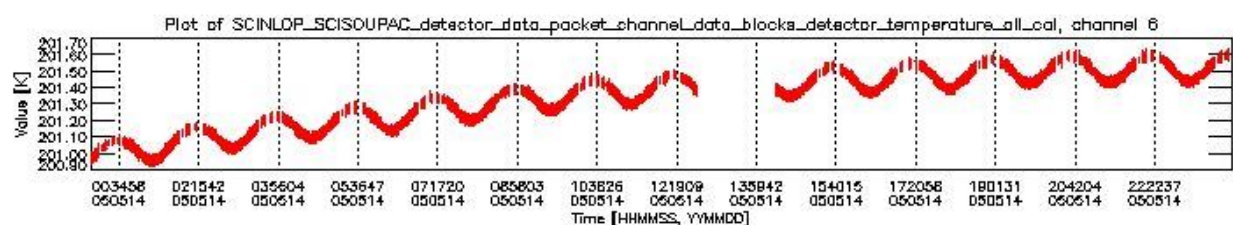
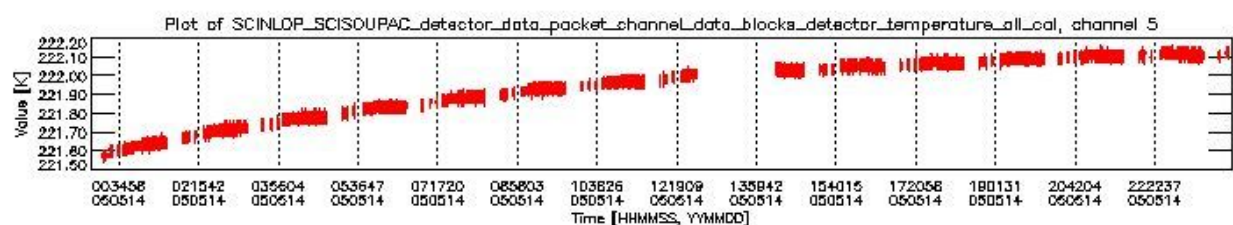
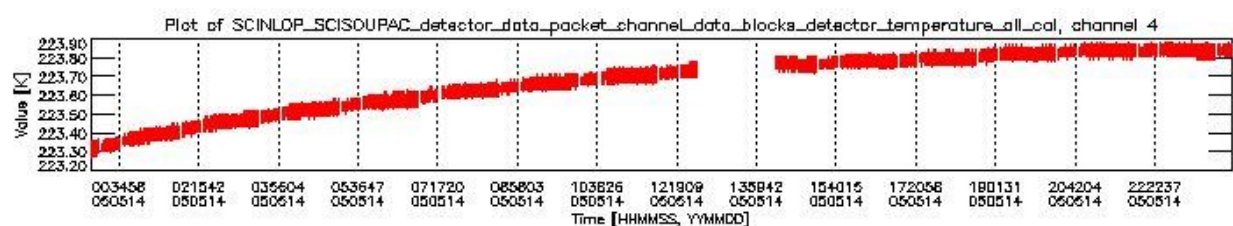
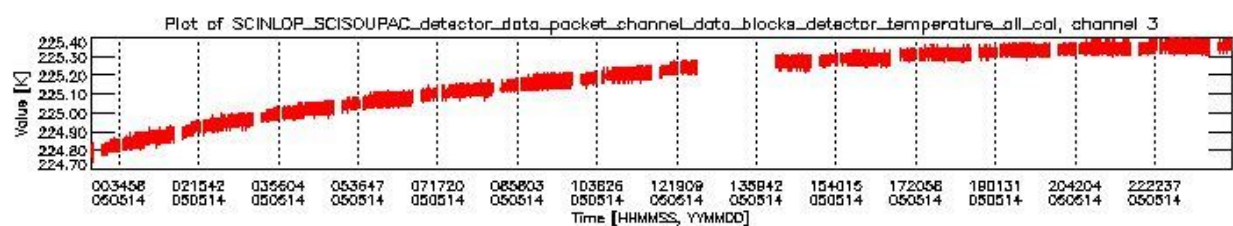
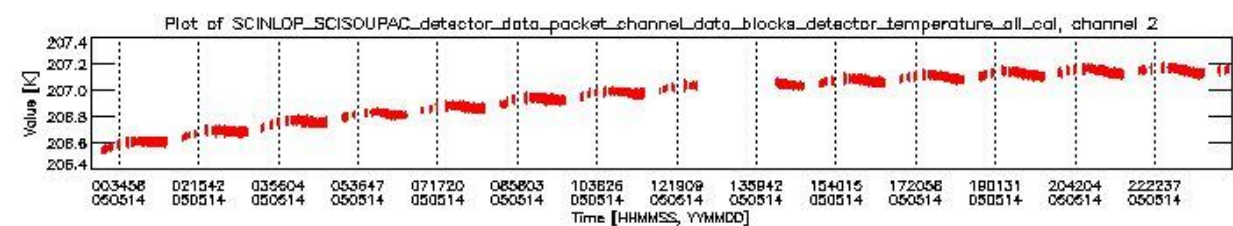
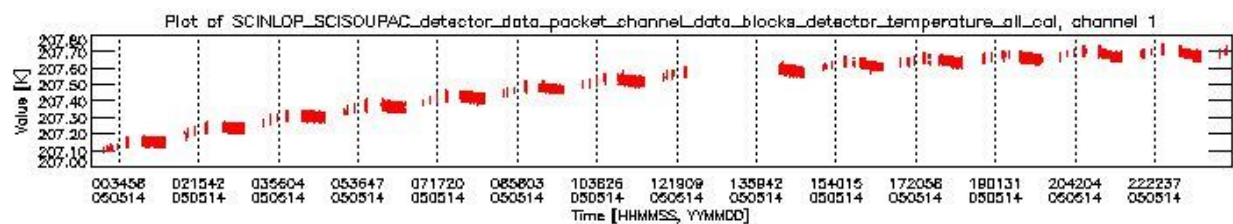
sciamachy\_daily\_report\_level0\_PFHS\_5\_32\_N\_20050514\_1.PNG



sciamachy\_daily\_report\_level0\_PFHS\_5\_32\_N\_20050514\_2.PNG



sciamachy\_daily\_report\_level0\_PFHS\_5\_32\_N\_20050514\_3.PNG



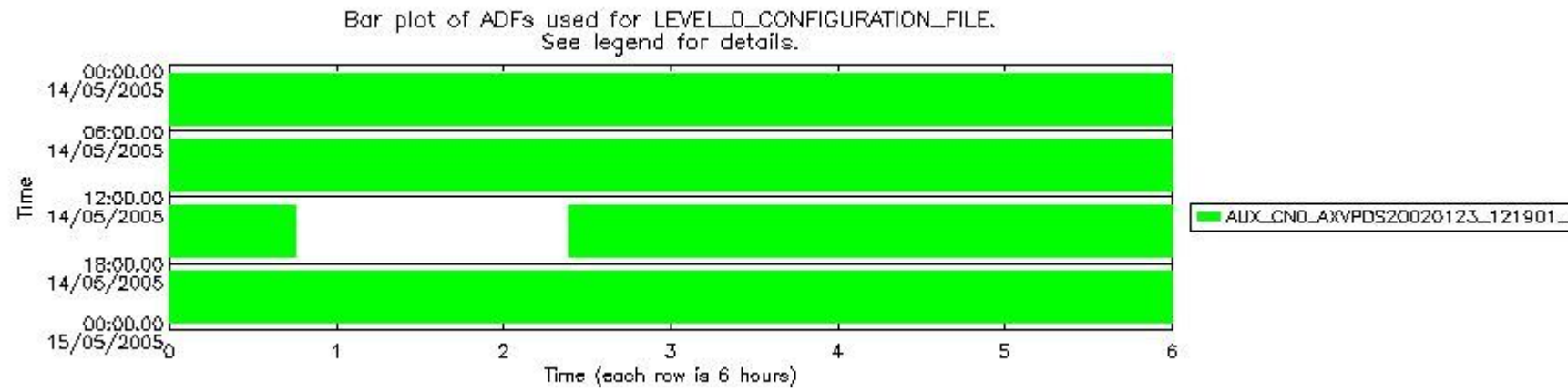
### 0.3 ADF monitoring

This section shows the (variation in) ADFs used for each of the products. It consists of:

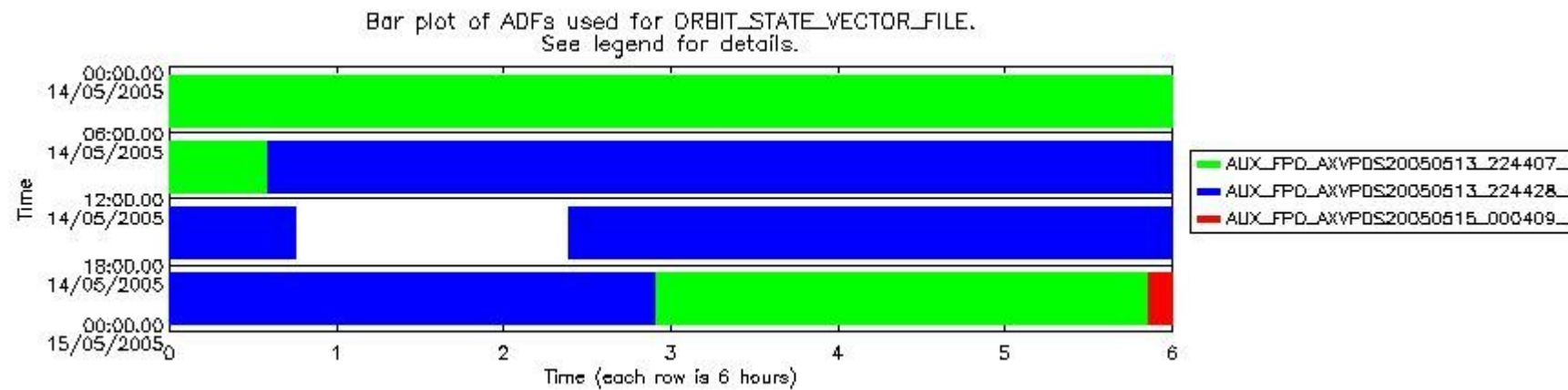
- A table showing which ADFs were used for processing (red values indicate that multiple ADFs of the same type were used)
- Various time line plots, one for each ADF, which show when which ADF was used.

If multiple ADFs of a single type were used, these are marked **red** in the table.

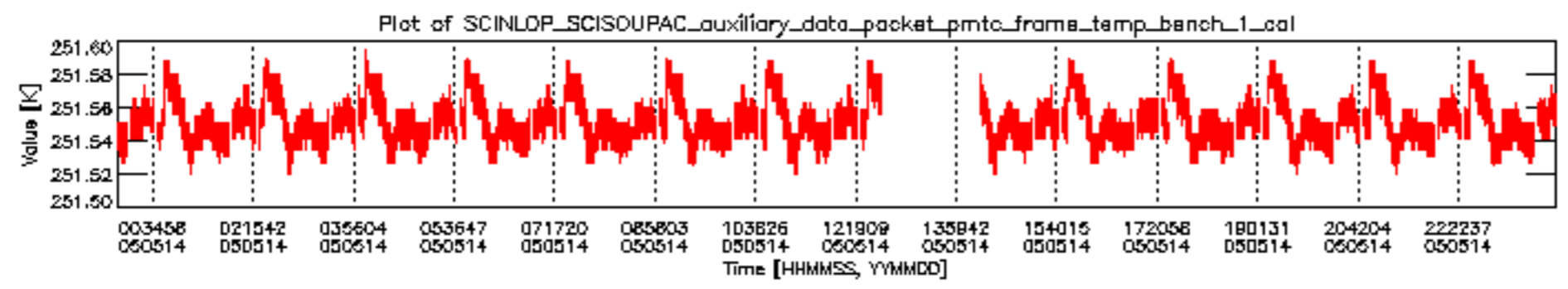
Number	ADF
	<b>CNO (LEVEL_0_CONFIGURATION_FILE)</b>
0	AUX_CNO_AXVPDS20020123_121901_20020101_000000_20200101_000000
	<b>FPO (ORBIT_STATE_VECTOR_FILE)</b>
1	AUX_FPO_AXVPDS20050513_224407_20050513_193309_20050523_205921
2	AUX_FPO_AXVPDS20050513_224428_20050513_193309_20050523_205921
3	AUX_FPO_AXVPDS20050515_000409_20050514_190132_20050524_202744

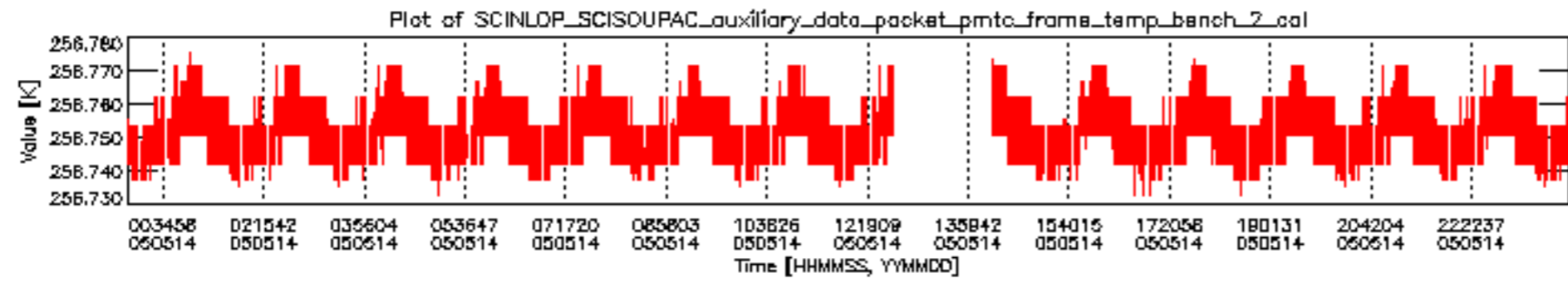


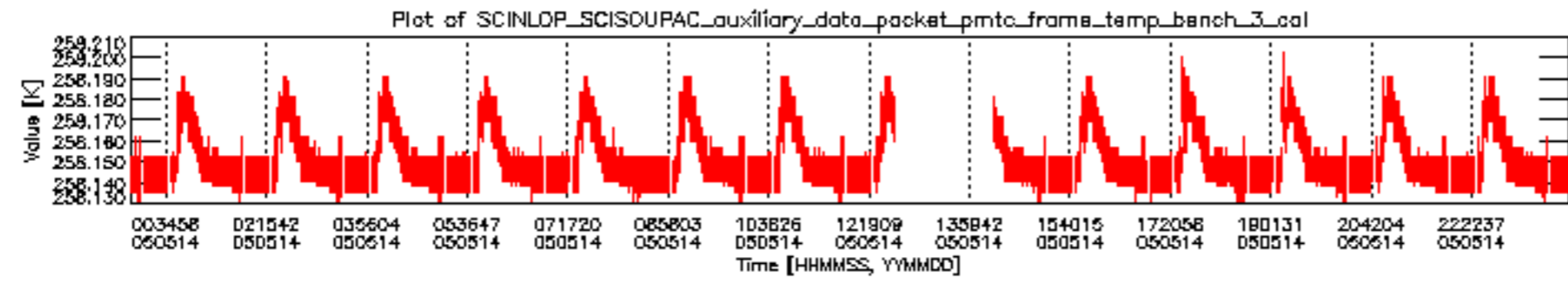
sciamachy\_daily\_report\_level0\_PFHS\_5\_32\_N\_20050514\_5.PNG

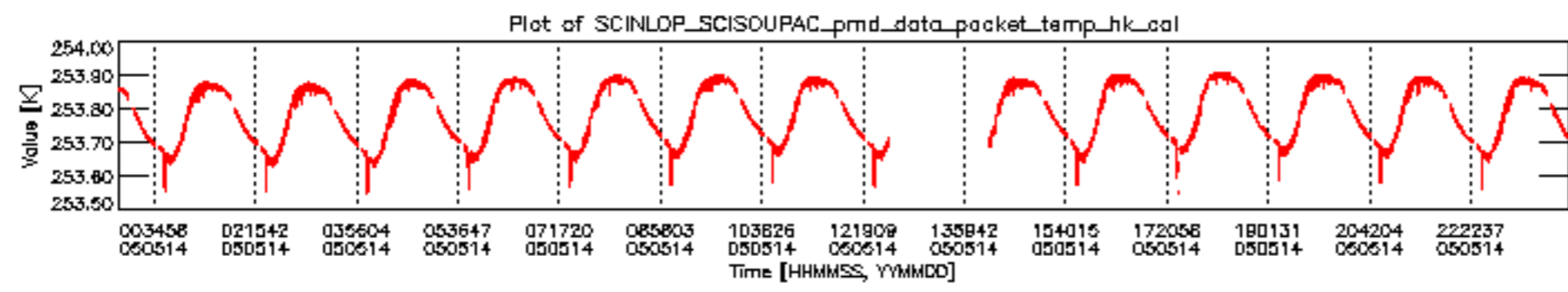


sciamachy\_daily\_report\_level0\_PFHS\_5\_32\_N\_20050514\_6.PNG

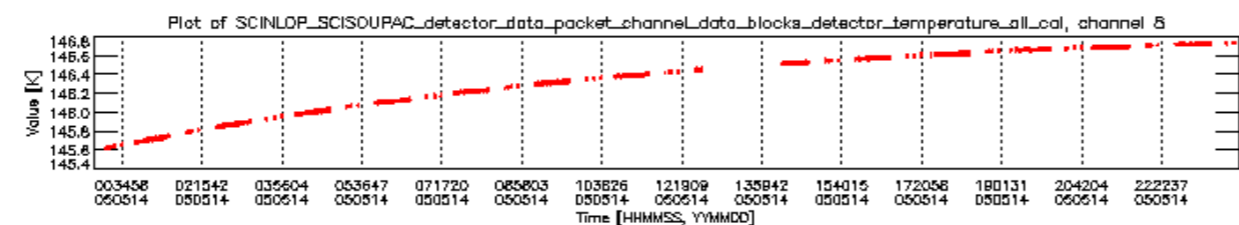
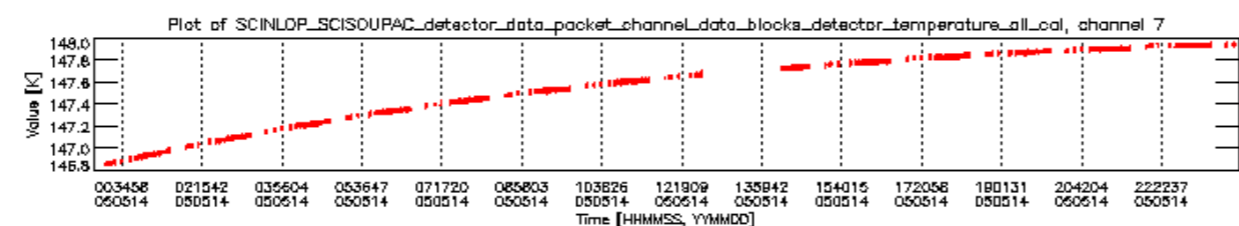
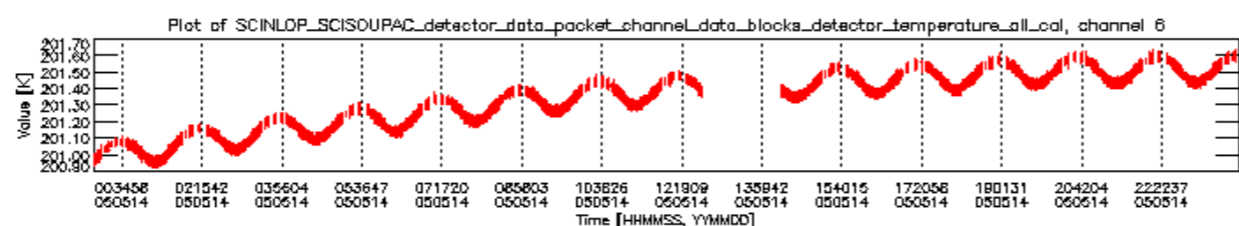
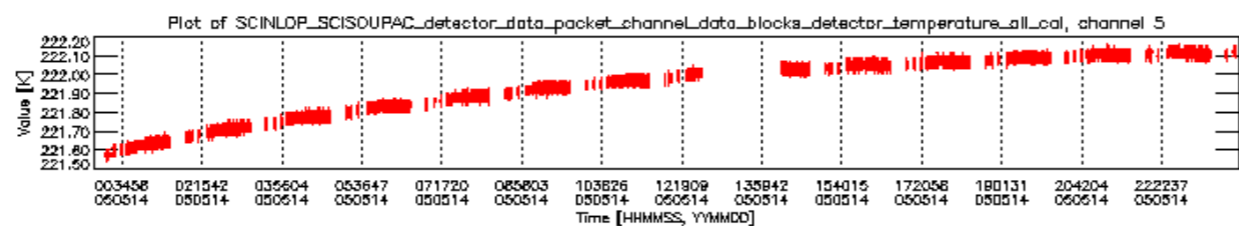
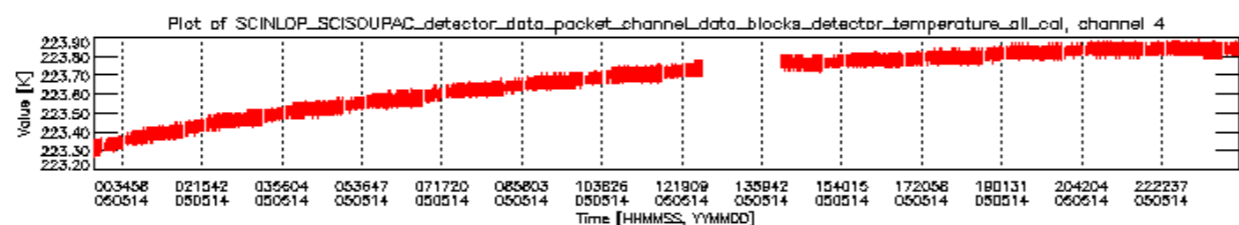
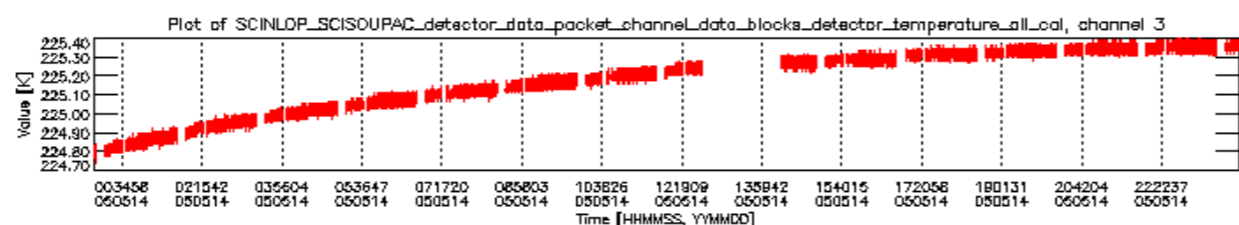
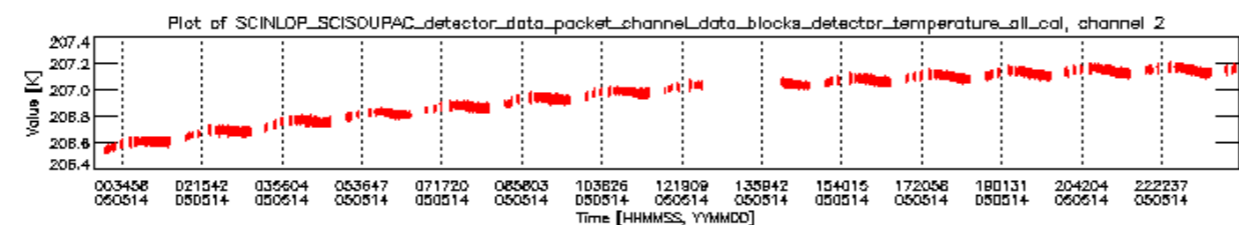
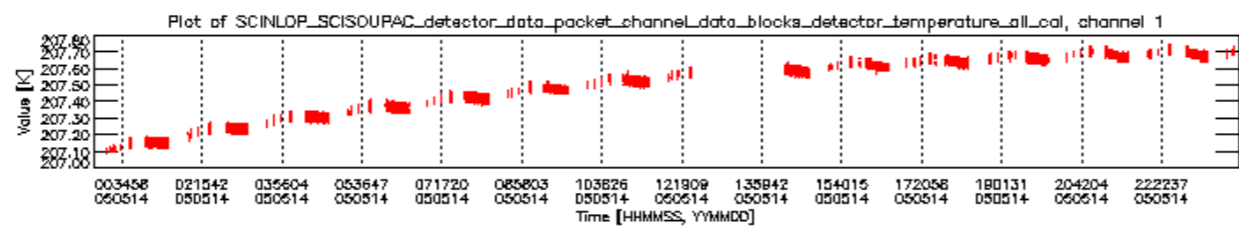


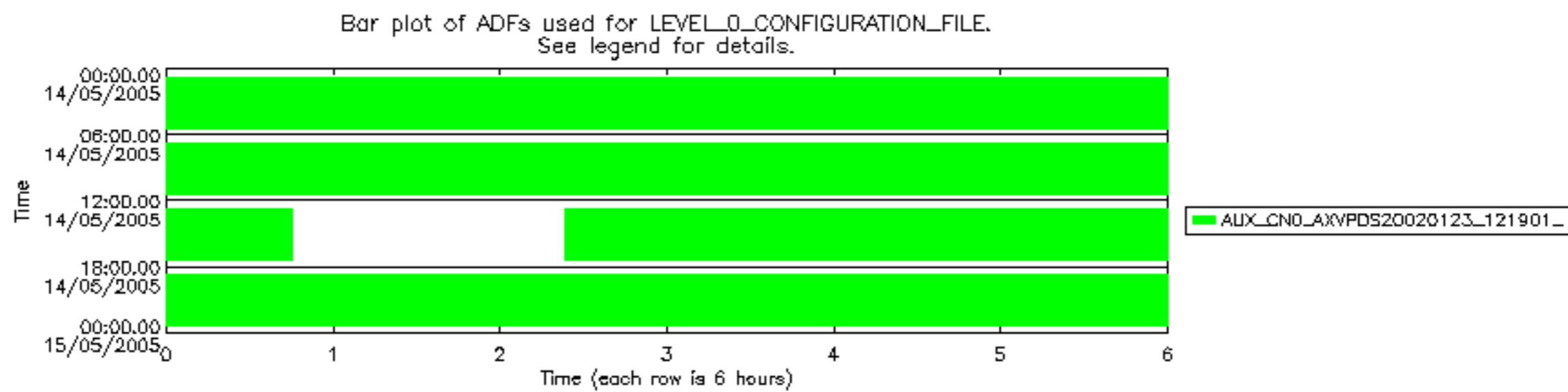












Bar plot of ADFs used for ORBIT\_STATE\_VECTOR\_FILE.  
See legend for details.

