

0. SCIAMACHY Daily Report for level 0 products

[0.1 General Info](#)

[0.2 Product Quality Indicators](#)

[0.3 ADF monitoring](#)

0.1 General Info

This report contains a daily analysis on parameters extracted from SCIAMACHY level 0 data (The SCI_NL__0P product).

0.1.1 Report summary

The table below shows general characteristics of the data that are included into this report.

Item	Value
Report version	vdraft_20050403
Time of report generation	15MAY2005 01:47:06
Data source version	PFHS/5.32-N
Processing scope for products	11MAY2005 00:00:00 to 12MAY2005 00:00:00
Start time of first product within scope	10MAY2005 22:35:18
Stop time of last product within scope	11MAY2005 22:10:44
Total number of level 0 products	15
Number of level 0 products with errors	15

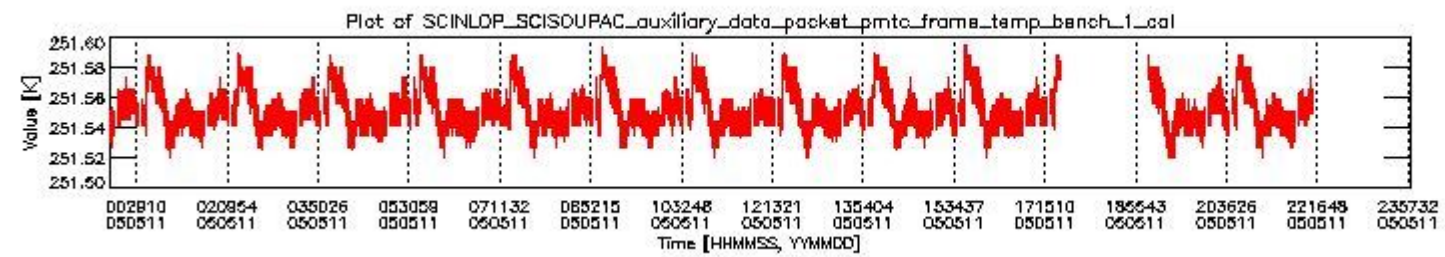
0.1.2 Summary per product

The following table shows a summary for each product used in this report.

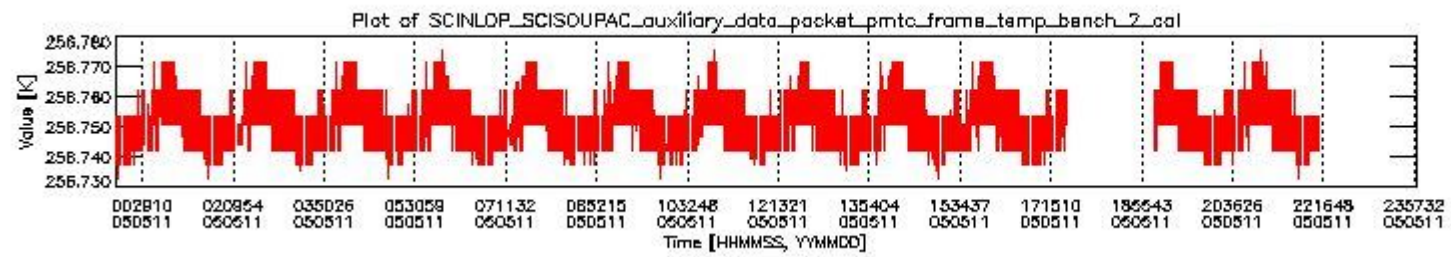
#	Product name	Start time	Stop time	Prod err	ISP err sign	ISP miss sign	ISP disc sign	rs sign
0	SCI_NL__0PNPDE20050510_223518_000059072037_00115_16702_3087.N1	10MAY2005 22:35:18	11MAY2005 00:13:46	1	0	1	0	0
1	SCI_NL__0PNPDE20050511_001259_000059162037_00116_16703_3088.N1	11MAY2005 00:12:59	11MAY2005 01:51:35	1	0	1	0	0
2	SCI_NL__0PNPDE20050511_014921_000047172037_00117_16704_3089.N1	11MAY2005 01:49:21	11MAY2005 03:07:59	1	0	1	0	0
3	SCI_NL__0PNPDE20050511_030703_000061472037_00118_16705_3090.N1	11MAY2005 03:07:03	11MAY2005 04:49:30	1	0	1	0	0
4	SCI_NL__0PNPDE20050511_044835_000061042037_00119_16706_3091.N1	11MAY2005 04:48:35	11MAY2005 06:30:19	1	0	1	0	0
5	SCI_NL__0PNPDK20050511_062910_000041692037_00120_16707_3484.N1	11MAY2005 06:29:10	11MAY2005 07:38:40	1	0	1	0	0
6	SCI_NL__0PNPDK20050511_073731_000061042037_00121_16708_3487.N1	11MAY2005 07:37:31	11MAY2005 09:19:15	1	0	1	0	0
7	SCI_NL__0PNPDK20050511_091915_000059672037_00122_16709_3490.N1	11MAY2005 09:19:15	11MAY2005 10:58:42	1	0	1	0	0
8	SCI_NL__0PNPDK20050511_105746_000060352037_00123_16710_3493.N1	11MAY2005 10:57:46	11MAY2005 12:38:22	1	0	1	0	0
9	SCI_NL__0PNPDK20050511_123726_000059672037_00124_16711_3496.N1	11MAY2005 12:37:26	11MAY2005 14:16:53	1	0	1	0	0
10	SCI_NL__0PNPDK20050511_141545_000058552037_00125_16712_3497.N1	11MAY2005 14:15:45	11MAY2005 15:53:20	1	0	1	0	0
11	SCI_NL__0PNPDK20050511_155115_000060102037_00126_16713_3498.N1	11MAY2005 15:51:15	11MAY2005 17:31:26	1	0	1	0	0
12	SCI_NL__0PNPDK20050511_190847_000061872037_00128_16715_3500.N1	11MAY2005 19:08:47	11MAY2005 20:51:54	1	0	1	0	0
13	SCI_NL__0PNPDE20050511_205002_000043692037_00129_16716_3092.N1	11MAY2005 20:50:02	11MAY2005 22:02:52	1	0	1	0	0
14	SCI_NL__0PNPDE20050511_215916_000006872037_00129_16716_3094.N1	11MAY2005 21:59:16	11MAY2005 22:10:44	1	0	1	0	0

0.2 Product Quality Indicators

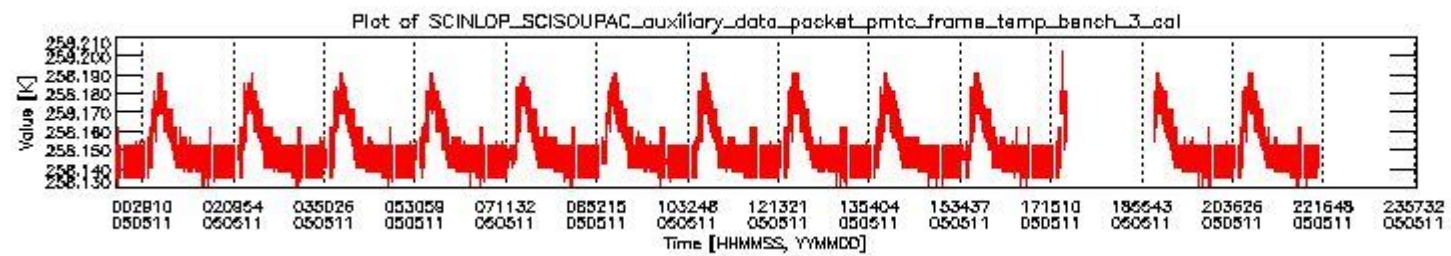
This section shows information about product quality, currently temperatures.



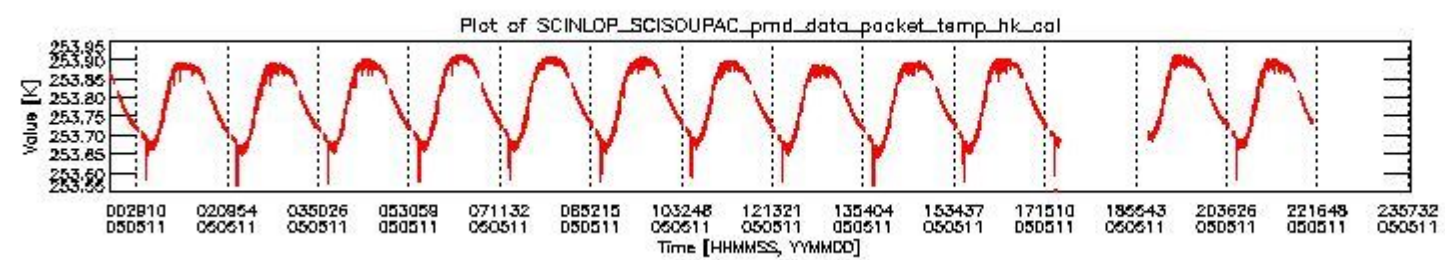
sciamachy_daily_report_level0_PFHS_5_32_N_20050511_0.PNG



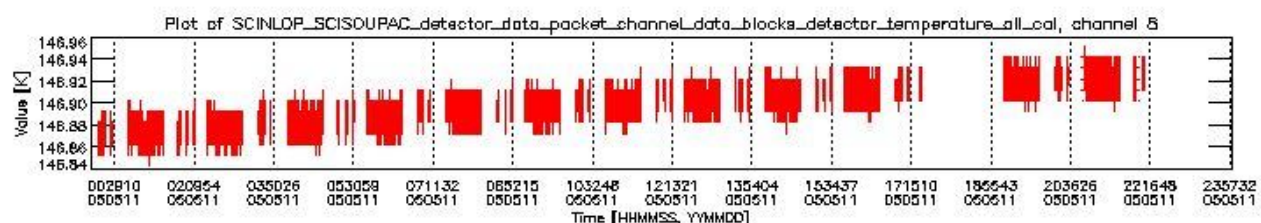
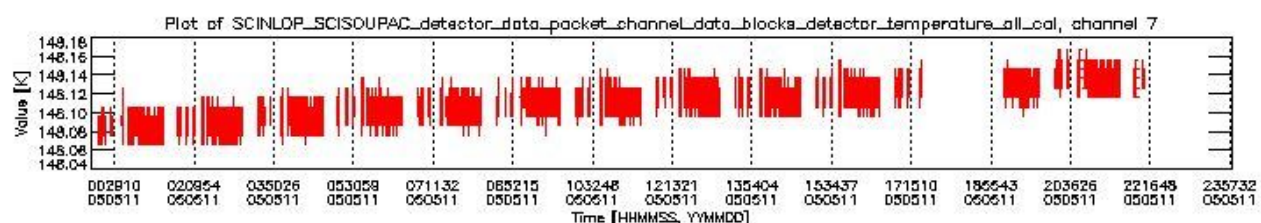
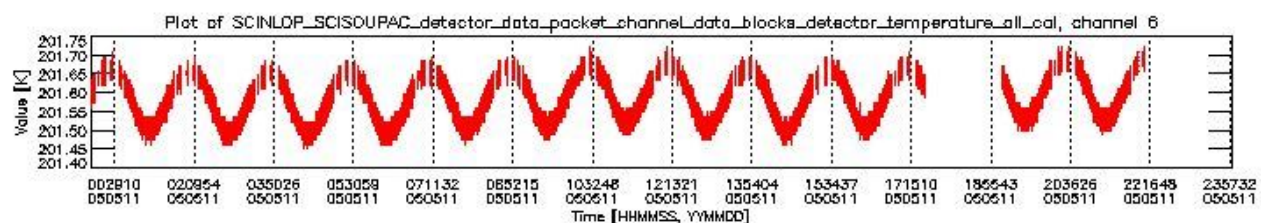
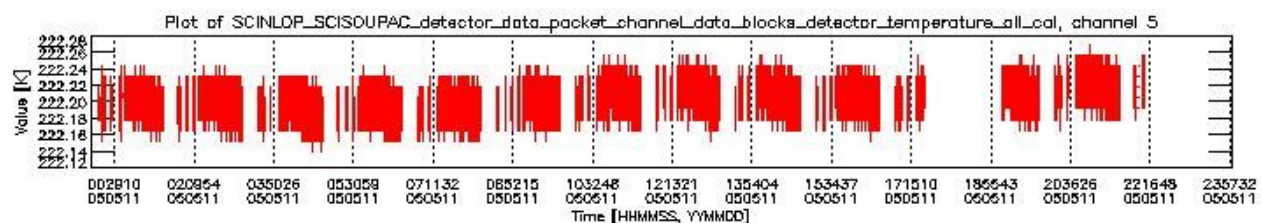
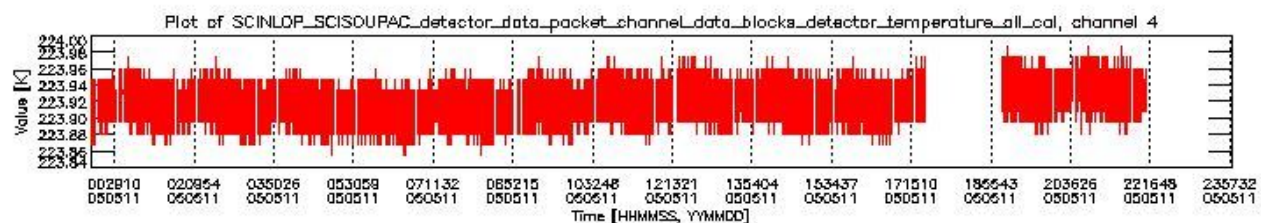
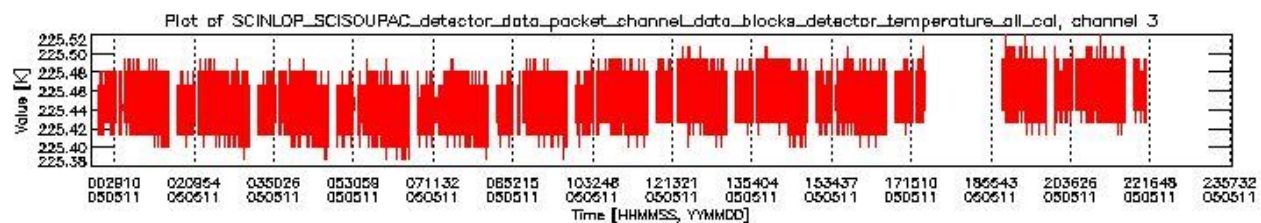
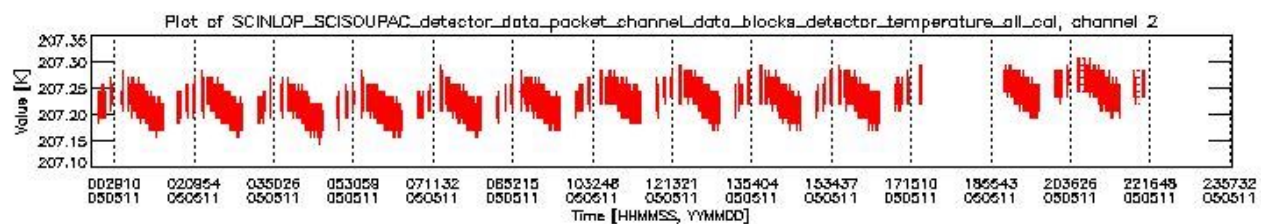
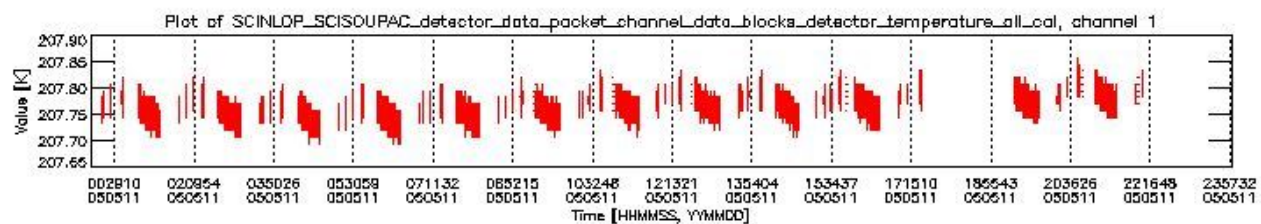
sciamachy_daily_report_level0_PFHS_5_32_N_20050511_1.PNG



sciamachy_daily_report_level0_PFHS_5_32_N_20050511_2.PNG



sciamachy_daily_report_level0_PFHS_5_32_N_20050511_3.PNG



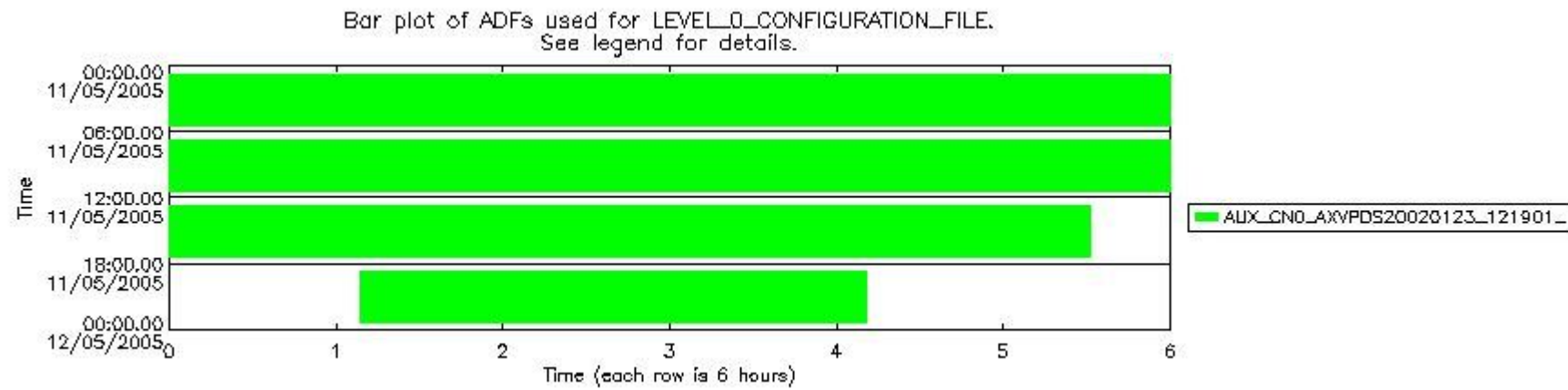
0.3 ADF monitoring

This section shows the (variation in) ADFs used for each of the products. It consists of:

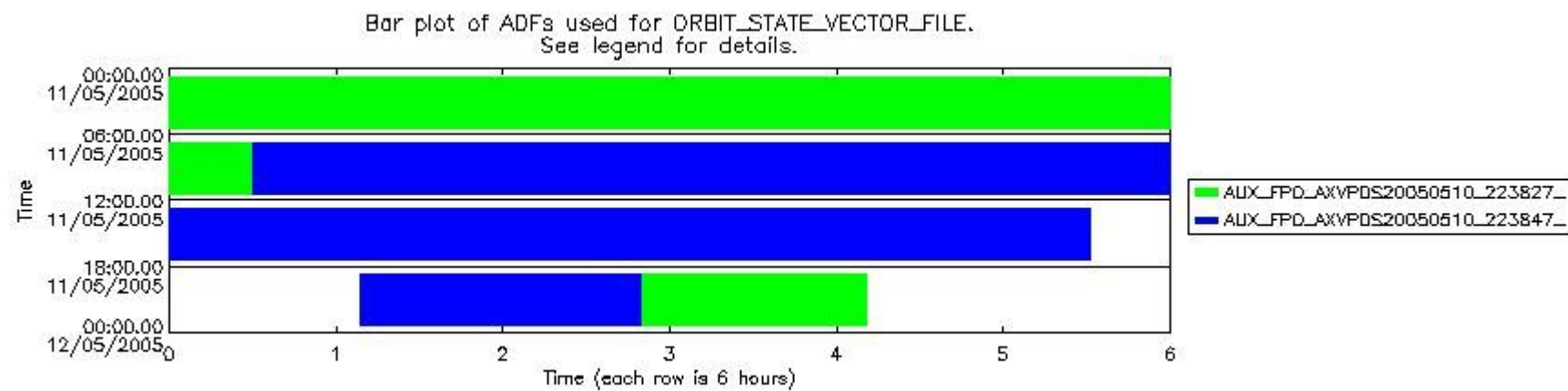
- A table showing which ADFs were used for processing (red values indicate that multiple ADFs of the same type were used)
- Various time line plots, one for each ADF, which show when which ADF was used.

If multiple ADFs of a single type were used, these are marked **red** in the table.

Number	ADF
	CNO (LEVEL_0_CONFIGURATION_FILE)
0	AUX_CNO_AXVPDS20020123_121901_20020101_000000_20200101_000000
	FPO (ORBIT_STATE_VECTOR_FILE)
1	AUX_FPO_AXVPDS20050510_223827_20050510_192724_20050520_205337
2	AUX_FPO_AXVPDS20050510_223847_20050510_192724_20050520_205337



sciamachy_daily_report_level0_PFHS_5_32_N_20050511_5.PNG



sciamachy_daily_report_level0_PFHS_5_32_N_20050511_6.PNG

