

0. SCIAMACHY Daily Report for level 0 products

[0.1 General Info](#)

[0.2 Product Quality Indicators](#)

[0.3 ADF monitoring](#)

0.1 General Info

This report contains a daily analysis on parameters extracted from SCIAMACHY level 0 data (The SCI_NL__0P product).

0.1.1 Report summary

The table below shows general characteristics of the data that are included into this report.

Item	Value
Report version	vdraft_20050403
Time of report generation	14MAY2005 03:40:10
Data source version	PFHS/5.32-N
Processing scope for products	10MAY2005 00:00:00 to 11MAY2005 00:00:00
Start time of first product within scope	09MAY2005 23:01:19
Stop time of last product within scope	11MAY2005 00:13:46
Total number of level 0 products	16
Number of level 0 products with errors	16

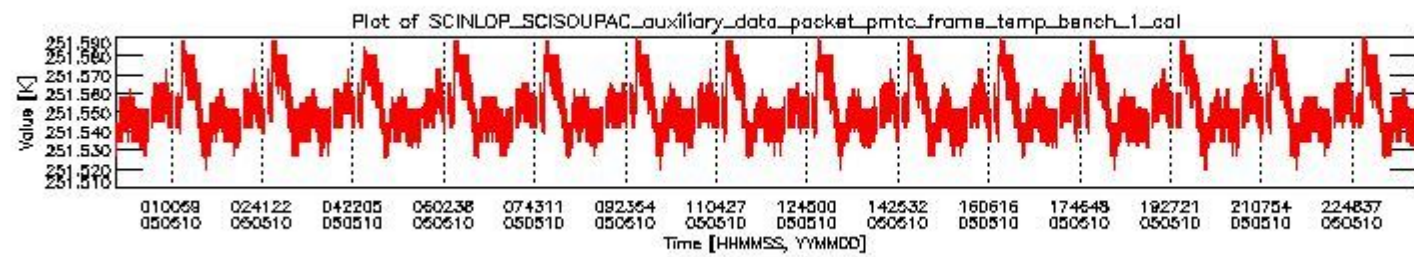
0.1.2 Summary per product

The following table shows a summary for each product used in this report.

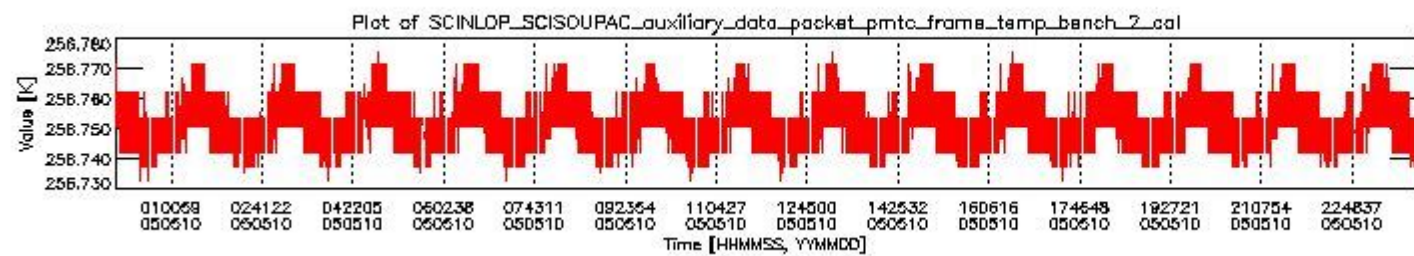
#	Product name	Start time	Stop time	Prod err	ISP err sign	ISP miss sign	ISP disc sign	rs sign
0	SCI_NL__0PNPDE20050509_230119_000062012037_00101_16688_3080.N1	09MAY2005 23:01:19	10MAY2005 00:44:40	1	0	1	0	0
1	SCI_NL__0PNPDE20050510_004155_000059472037_00102_16689_3081.N1	10MAY2005 00:41:55	10MAY2005 02:21:03	1	0	1	0	0
2	SCI_NL__0PNPDE20050510_022103_000047172037_00103_16690_3082.N1	10MAY2005 02:21:03	10MAY2005 03:39:40	1	0	1	0	0
3	SCI_NL__0PNPDE20050510_033844_000061472037_00104_16691_3083.N1	10MAY2005 03:38:44	10MAY2005 05:21:12	1	0	1	0	0
4	SCI_NL__0PNPDE20050510_052016_000061042037_00105_16692_3084.N1	10MAY2005 05:20:16	10MAY2005 07:02:00	1	0	1	0	0
5	SCI_NL__0PNPDK20050510_070051_000041002037_00106_16693_3473.N1	10MAY2005 07:00:51	10MAY2005 08:09:12	1	0	1	0	0
6	SCI_NL__0PNPDK20050510_080816_000061602037_00107_16694_3476.N1	10MAY2005 08:08:16	10MAY2005 09:50:56	1	0	1	0	0
7	SCI_NL__0PNPDK20050510_095056_000059672037_00108_16695_3477.N1	10MAY2005 09:50:56	10MAY2005 11:30:23	1	0	1	0	0
8	SCI_NL__0PNPDK20050510_112927_000060352037_00109_16696_3478.N1	10MAY2005 11:29:27	10MAY2005 13:10:03	1	0	1	0	0
9	SCI_NL__0PNPDK20050510_130907_000058982037_00110_16697_3479.N1	10MAY2005 13:09:07	10MAY2005 14:47:26	1	0	1	0	0
10	SCI_NL__0PNPDK20050510_144630_000059112037_00111_16698_3480.N1	10MAY2005 14:46:30	10MAY2005 16:25:01	1	0	1	0	0
11	SCI_NL__0PNPDK20050510_162257_000059542037_00112_16699_3481.N1	10MAY2005 16:22:57	10MAY2005 18:02:11	1	0	1	0	0
12	SCI_NL__0PNPDK20050510_180020_000061882037_00113_16700_3482.N1	10MAY2005 18:00:20	10MAY2005 19:43:28	1	0	1	0	0
13	SCI_NL__0PNPDE20050510_194219_000041342037_00114_16701_3085.N1	10MAY2005 19:42:19	10MAY2005 20:51:14	1	0	1	0	0
14	SCI_NL__0PNPDE20050510_205030_000063312037_00114_16701_3086.N1	10MAY2005 20:50:30	10MAY2005 22:36:02	1	0	1	0	0
15	SCI_NL__0PNPDE20050510_223518_000059072037_00115_16702_3087.N1	10MAY2005 22:35:18	11MAY2005 00:13:46	1	0	1	0	0

0.2 Product Quality Indicators

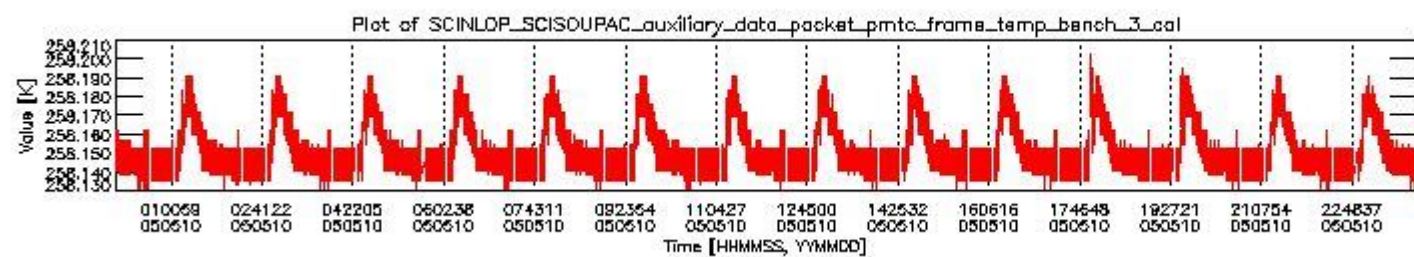
This section shows information about product quality, currently temperatures.



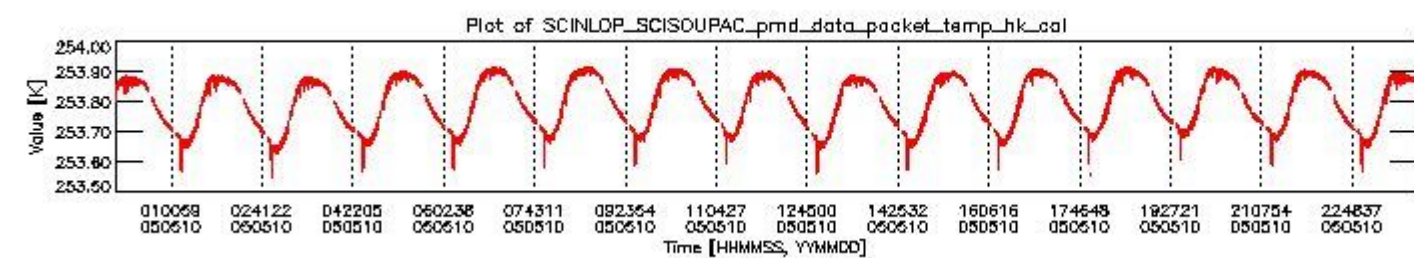
sciamachy_daily_report_level0_PFHS_5_32_N_20050510_0.PNG



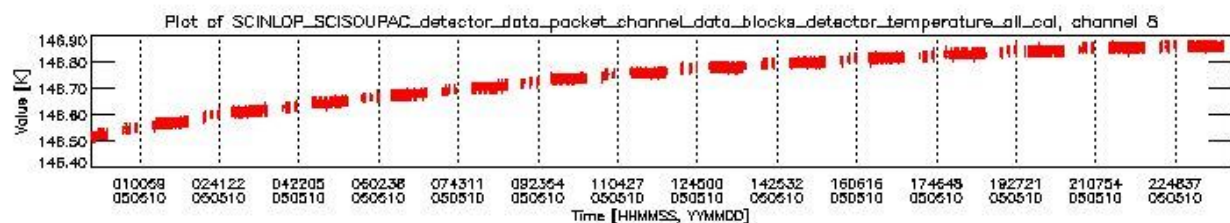
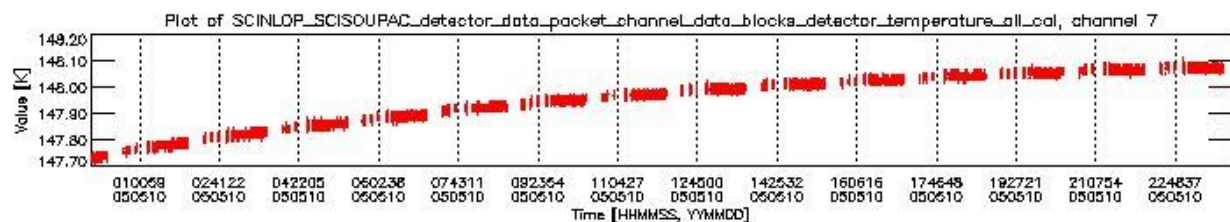
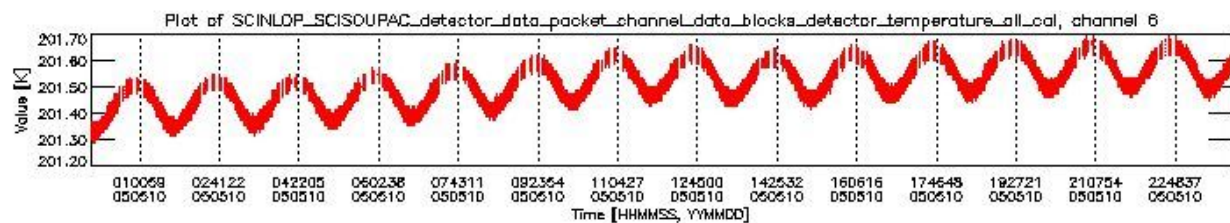
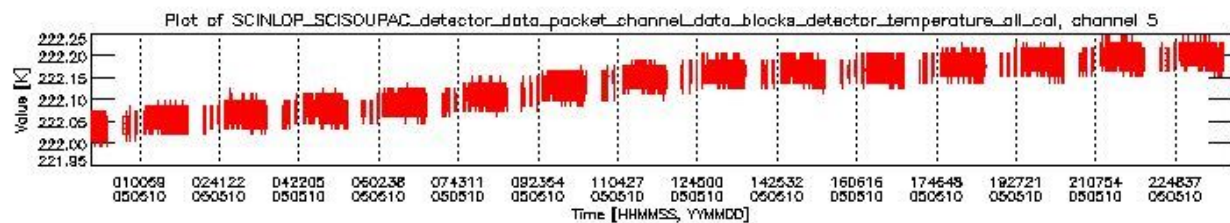
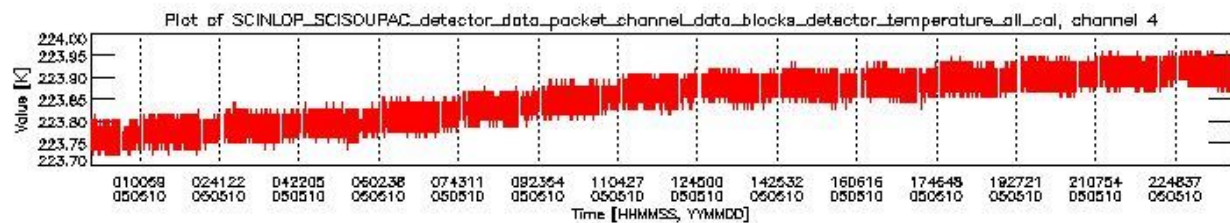
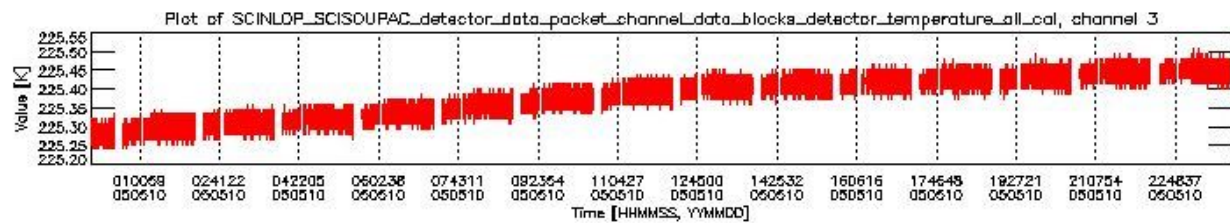
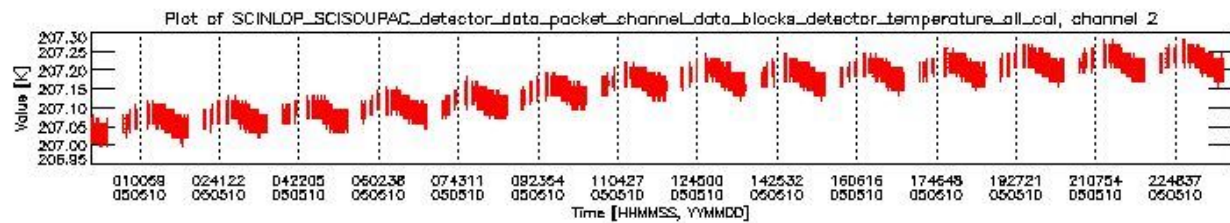
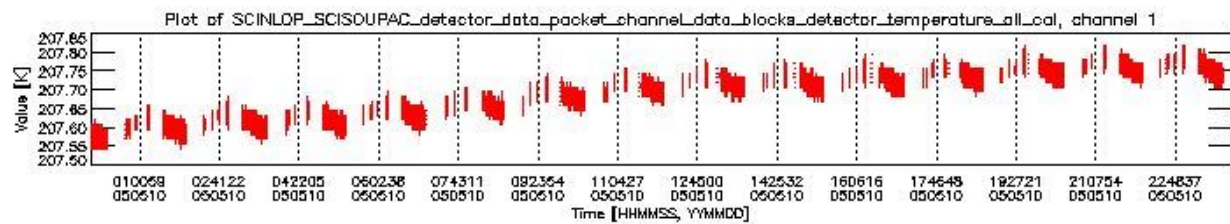
sciamachy_daily_report_level0_PFHS_5_32_N_20050510_1.PNG



sciamachy_daily_report_level0_PFHS_5_32_N_20050510_2.PNG



sciamachy_daily_report_level0_PFHS_5_32_N_20050510_3.PNG



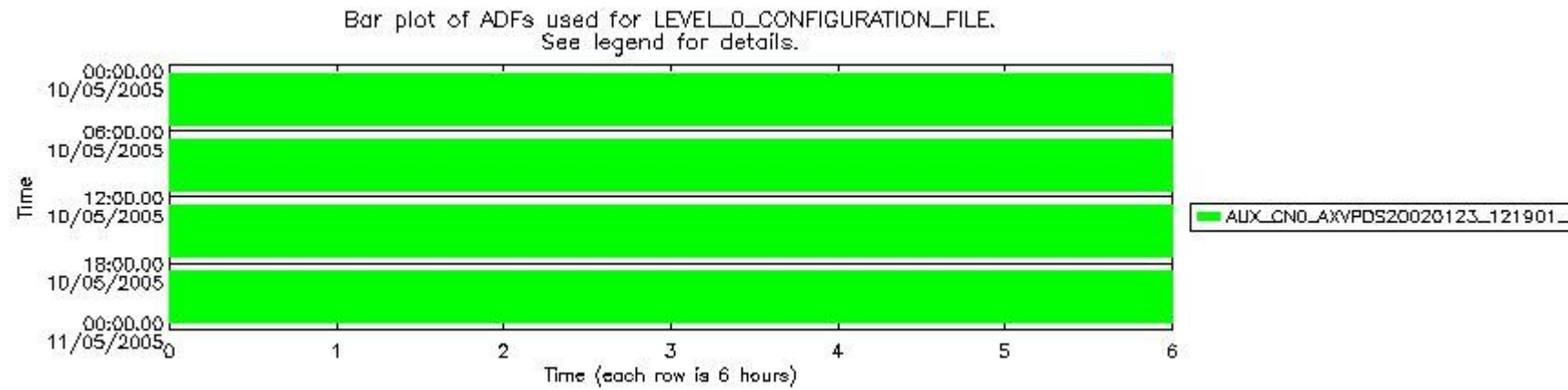
0.3 ADF monitoring

This section shows the (variation in) ADFs used for each of the products. It consists of:

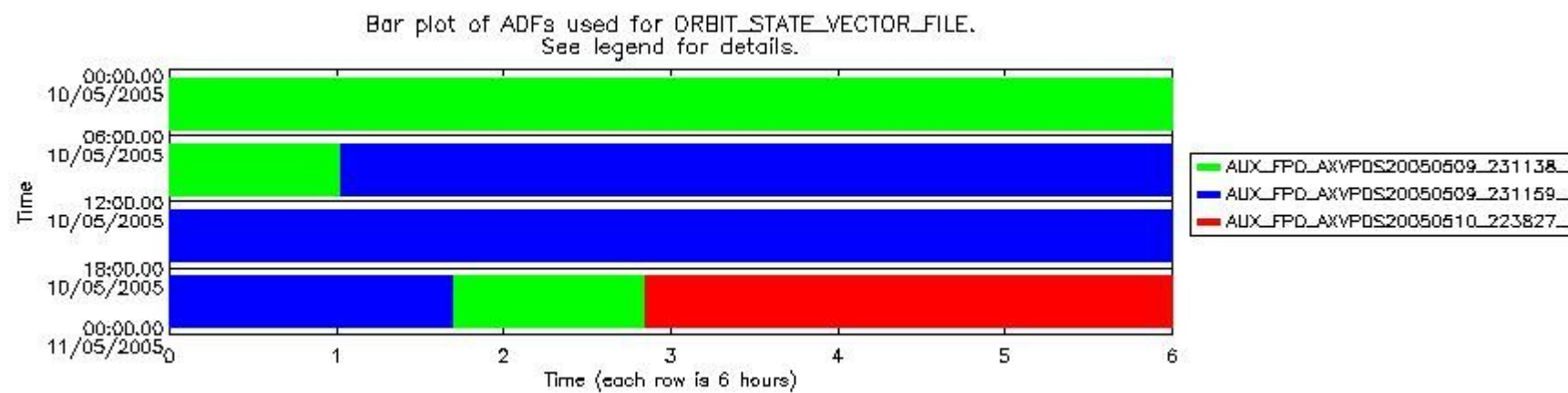
- A table showing which ADFs were used for processing (red values indicate that multiple ADFs of the same type were used)
- Various time line plots, one for each ADF, which show when which ADF was used.

If multiple ADFs of a single type were used, these are marked **red** in the table.

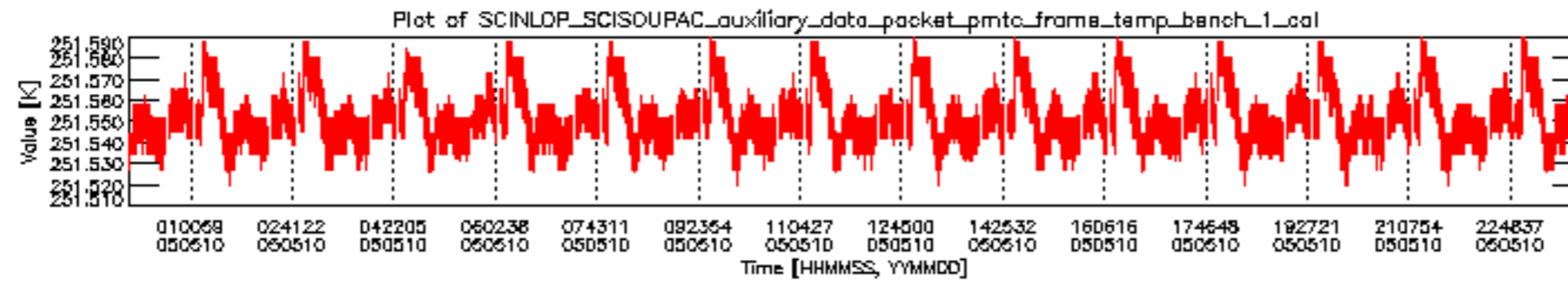
Number	ADF
	CNO (LEVEL_0_CONFIGURATION_FILE)
0	AUX_CNO_AXVPDS20020123_121901_20020101_000000_20200101_000000
	FPO (ORBIT_STATE_VECTOR_FILE)
1	AUX_FPO_AXVPDS20050509_231138_20050509_195902_20050519_212514
2	AUX_FPO_AXVPDS20050509_231159_20050509_195902_20050519_212514
3	AUX_FPO_AXVPDS20050510_223827_20050510_192724_20050520_205337

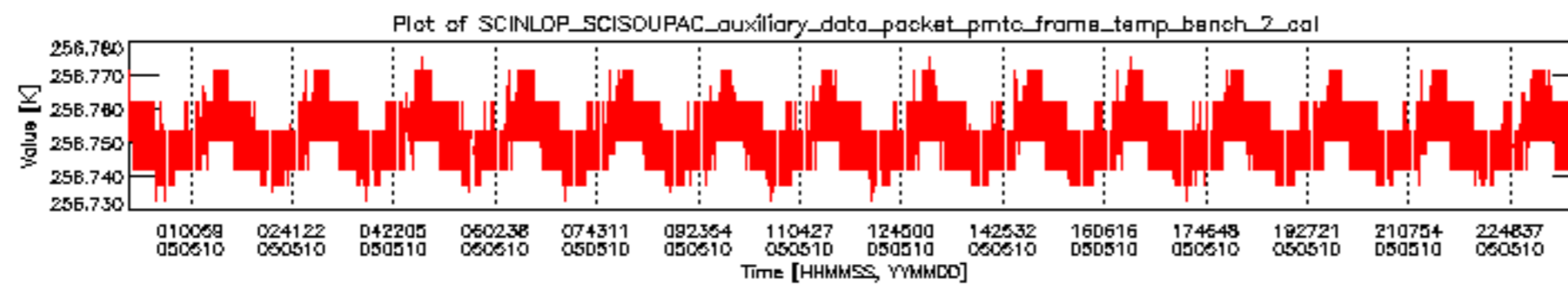


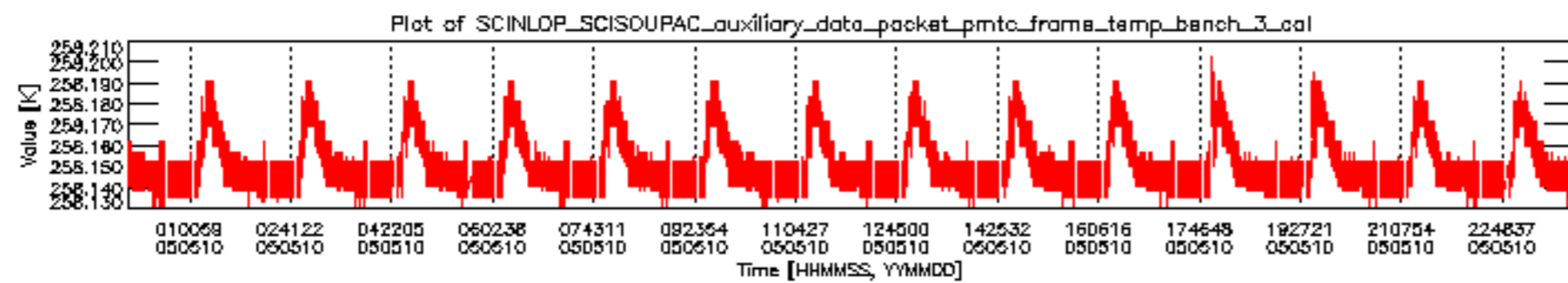
sciamachy_daily_report_level0_PFHS_5_32_N_20050510_5.PNG

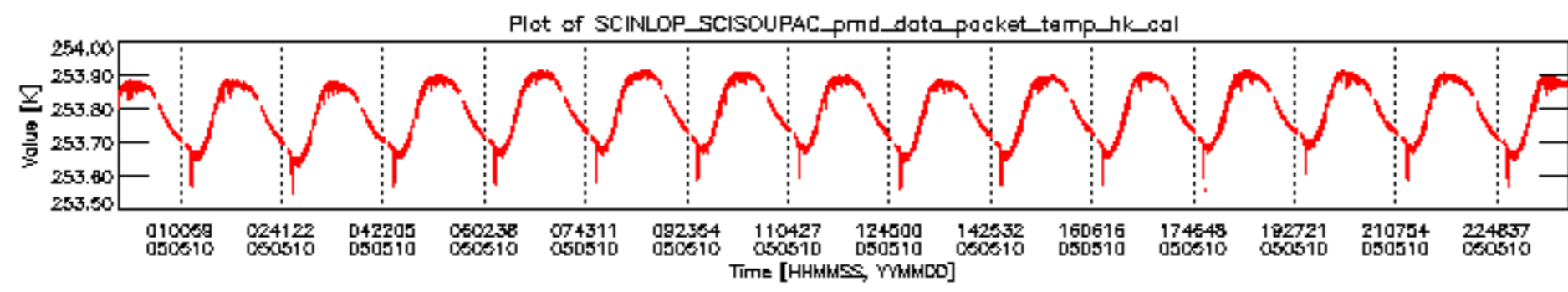


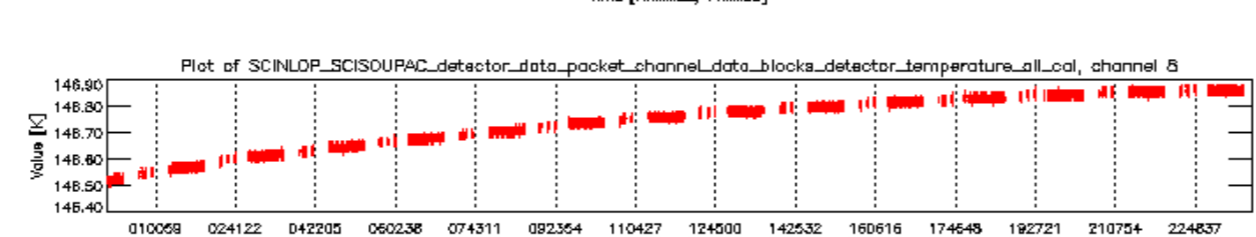
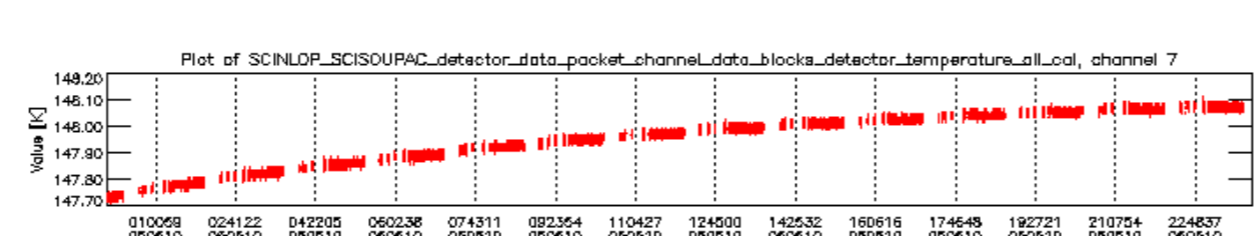
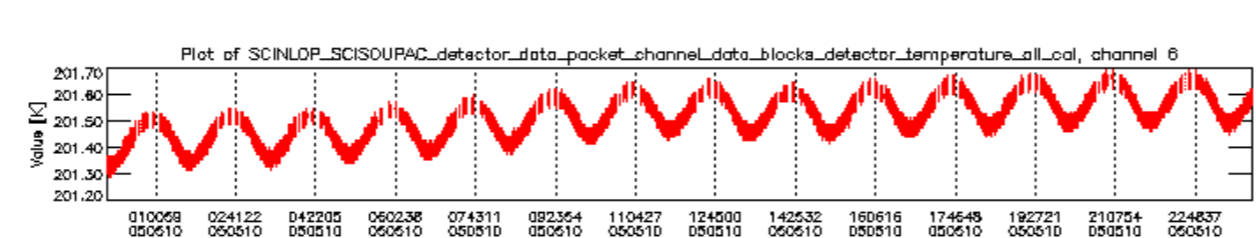
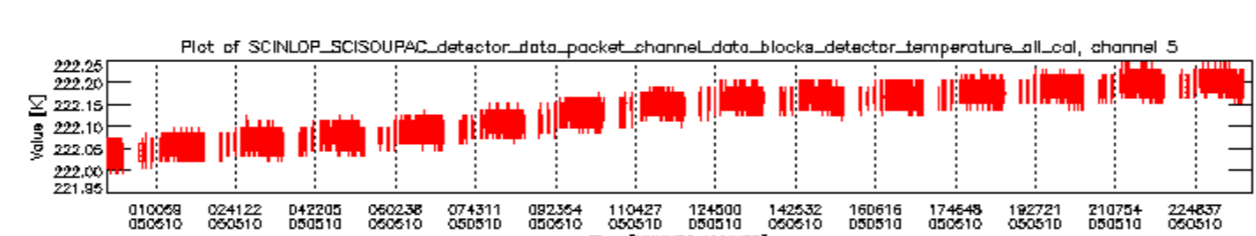
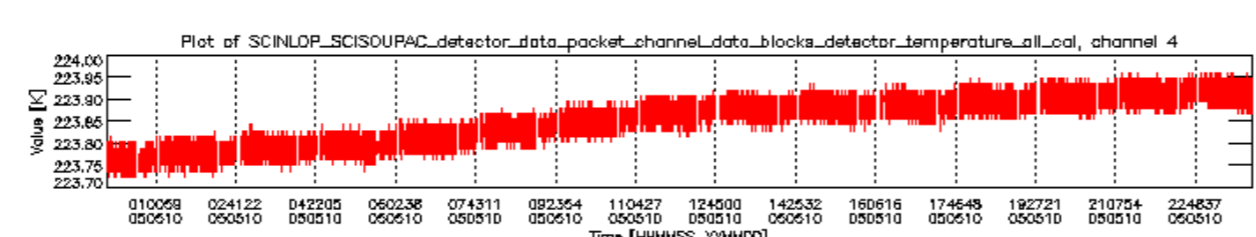
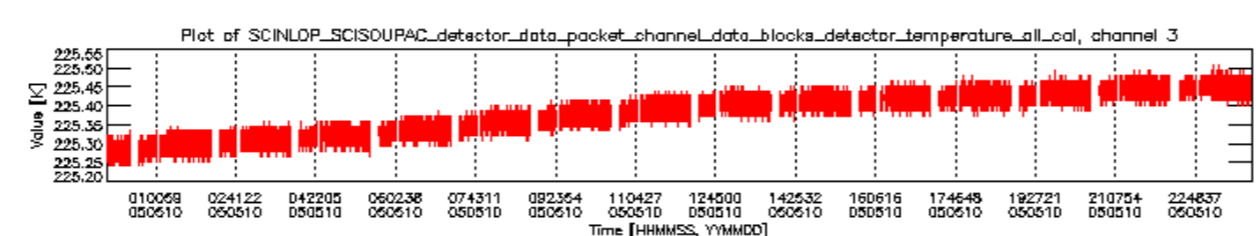
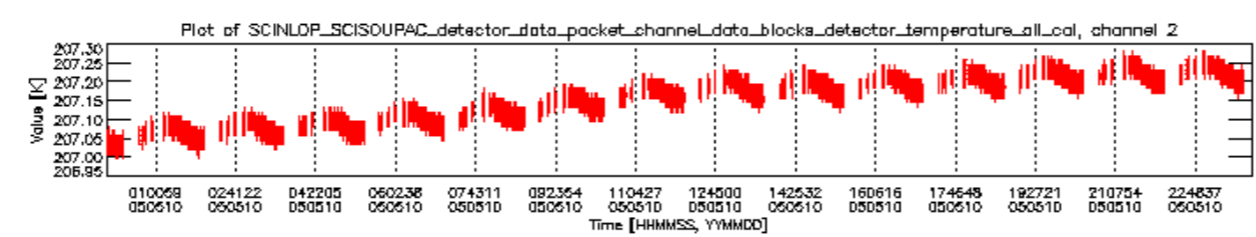
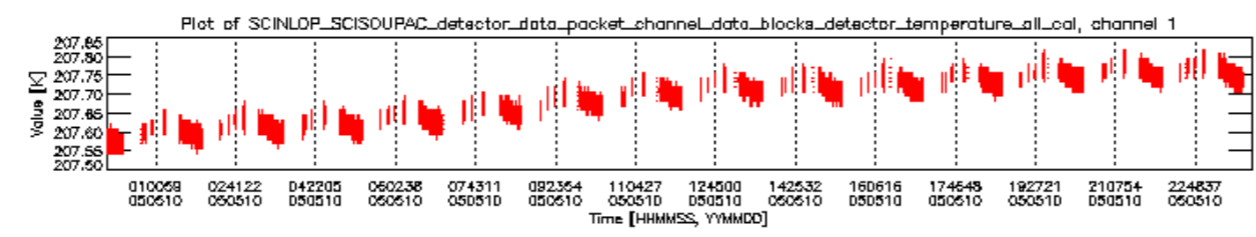
sciamachy_daily_report_level0_PFHS_5_32_N_20050510_6.PNG

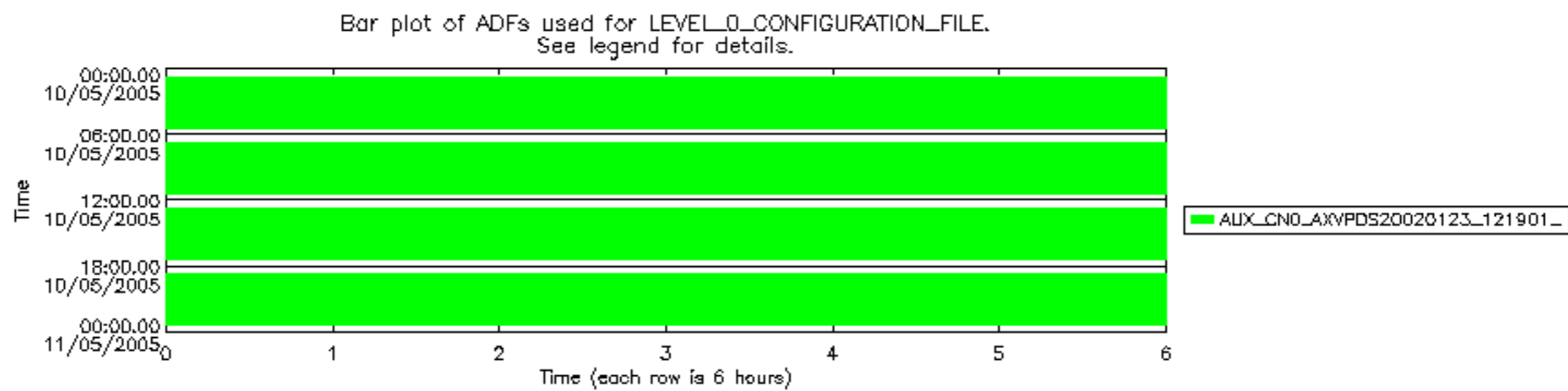












Bar plot of ADFs used for ORBIT_STATE_VECTOR_FILE.
See legend for details.

