

0. SCIAMACHY Daily Report for level 0 products

[0.1 General Info](#)

[0.2 Product Quality Indicators](#)

[0.3 ADF monitoring](#)

0.1 General Info

This report contains a daily analysis on parameters extracted from SCIAMACHY level 0 data (The SCI_NL__0P product).

0.1.1 Report summary

The table below shows general characteristics of the data that are included into this report.

Item	Value
Report version	vdraft_20050403
Time of report generation	12MAY2005 02:50:25
Data source version	PFHS/5.32-N
Processing scope for products	08MAY2005 00:00:00 to 09MAY2005 00:00:00
Start time of first product within scope	07MAY2005 22:24:08
Stop time of last product within scope	09MAY2005 00:25:17
Total number of level 0 products	17
Number of level 0 products with errors	17

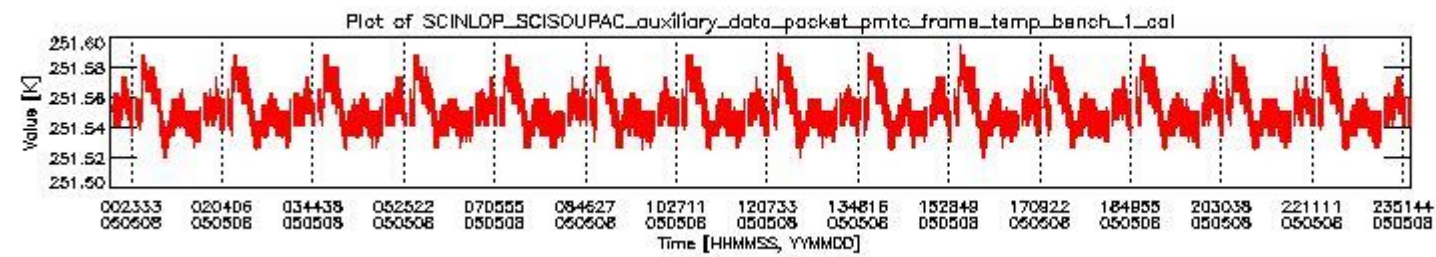
0.1.2 Summary per product

The following table shows a summary for each product used in this report.

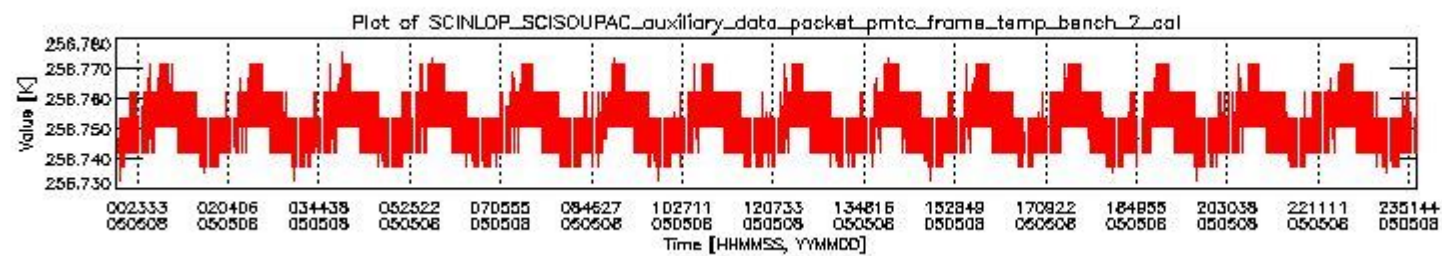
#	Product name	Start time	Stop time	Prod err	ISP err sign	ISP miss sign	ISP disc sign	rs sign
0	SCI_NL__0PNPDE20050507_222408_000061152037_00072_16659_3067.N1	07MAY2005 22:24:08	08MAY2005 00:06:04	1	0	1	0	0
1	SCI_NL__0PNPDE20050508_000517_000062142037_00073_16660_3068.N1	08MAY2005 00:05:17	08MAY2005 01:48:52	1	0	1	0	0
2	SCI_NL__0PNPDE20050508_014603_000045142037_00074_16661_3069.N1	08MAY2005 01:46:03	08MAY2005 03:01:18	1	0	1	0	0
3	SCI_NL__0PNPDE20050508_030022_000061602037_00075_16662_3070.N1	08MAY2005 03:00:22	08MAY2005 04:43:02	1	0	1	0	0
4	SCI_NL__0PNPDE20050508_044206_000060912037_00076_16663_3071.N1	08MAY2005 04:42:06	08MAY2005 06:23:38	1	0	1	0	0
5	SCI_NL__0PNPDK20050508_062229_000042372037_00077_16664_3453.N1	08MAY2005 06:22:29	08MAY2005 07:33:07	1	0	1	0	0
6	SCI_NL__0PNPDK20050508_073211_000060912037_00078_16665_3454.N1	08MAY2005 07:32:11	08MAY2005 09:13:43	1	0	1	0	0
7	SCI_NL__0PNPDK20050508_091234_000059792037_00079_16666_3455.N1	08MAY2005 09:12:34	08MAY2005 10:52:14	1	0	1	0	0
8	SCI_NL__0PNPDK20050508_105214_000059662037_00080_16667_3456.N1	08MAY2005 10:52:14	08MAY2005 12:31:41	1	0	1	0	0
9	SCI_NL__0PNPDK20050508_123045_000060352037_00081_16668_3457.N1	08MAY2005 12:30:45	08MAY2005 14:11:21	1	0	1	0	0
10	SCI_NL__0PNPDK20050508_141025_000057742037_00082_16669_3458.N1	08MAY2005 14:10:25	08MAY2005 15:46:39	1	0	1	0	0
11	SCI_NL__0PNPDK20050508_154435_000060232037_00083_16670_3459.N1	08MAY2005 15:44:35	08MAY2005 17:24:58	1	0	1	0	0
12	SCI_NL__0PNPDK20050508_172307_000059522037_00084_16671_3460.N1	08MAY2005 17:23:07	08MAY2005 19:02:19	1	0	1	0	0
13	SCI_NL__0PNPDK20050508_185945_000062292037_00085_16672_3461.N1	08MAY2005 18:59:45	08MAY2005 20:43:34	1	0	1	0	0
14	SCI_NL__0PNPDE20050508_204020_000044572037_00086_16673_3072.N1	08MAY2005 20:40:20	08MAY2005 21:54:38	1	0	1	0	0
15	SCI_NL__0PNPDE20050508_215142_000061592037_00086_16673_3073.N1	08MAY2005 21:51:42	08MAY2005 23:34:22	1	0	1	0	0
16	SCI_NL__0PNPDE20050508_233301_000031352037_00087_16674_3074.N1	08MAY2005 23:33:01	09MAY2005 00:25:17	1	0	1	0	0

0.2 Product Quality Indicators

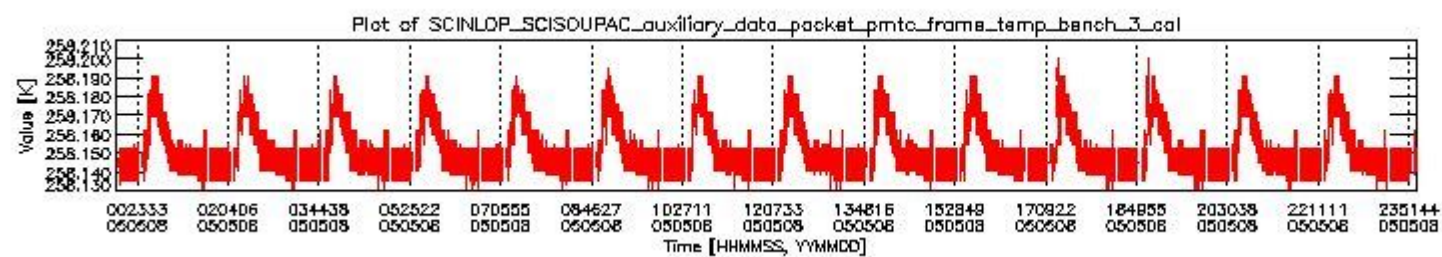
This section shows information about product quality, currently temperatures.



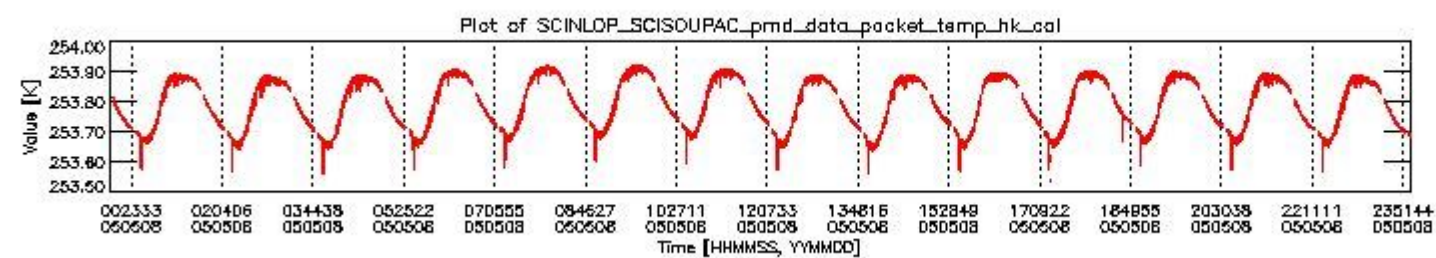
sciamachy_daily_report_level0_PFHS_5_32_N_20050508_0.PNG



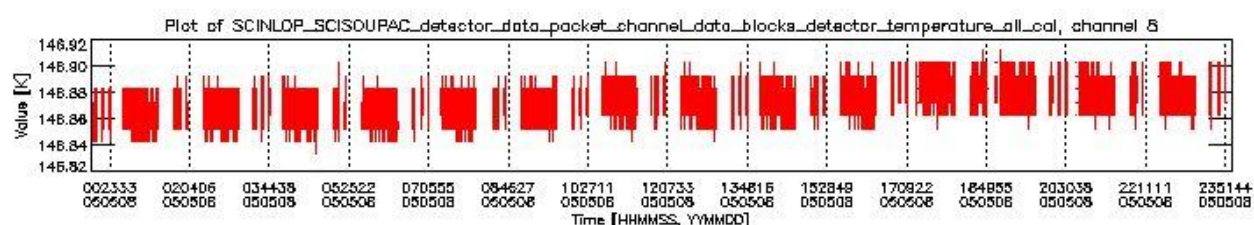
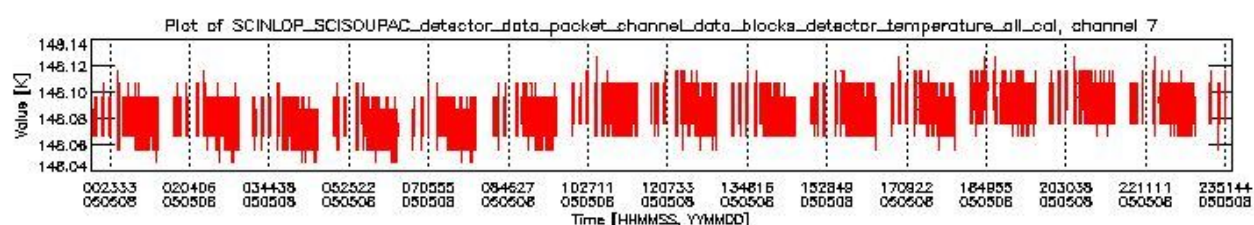
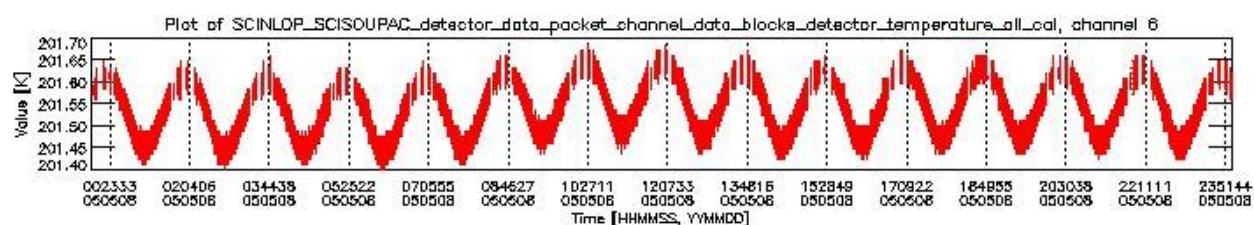
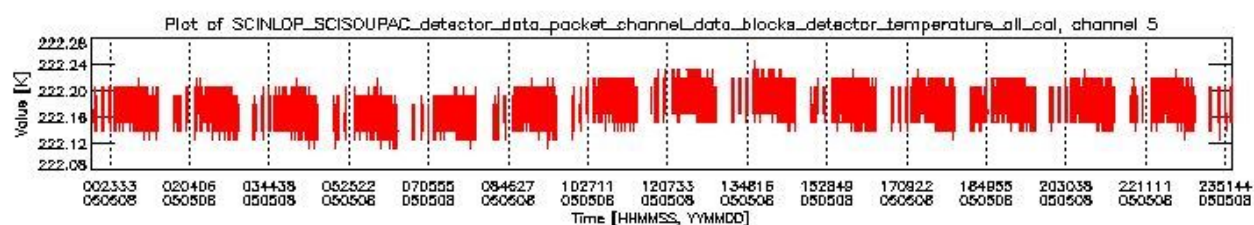
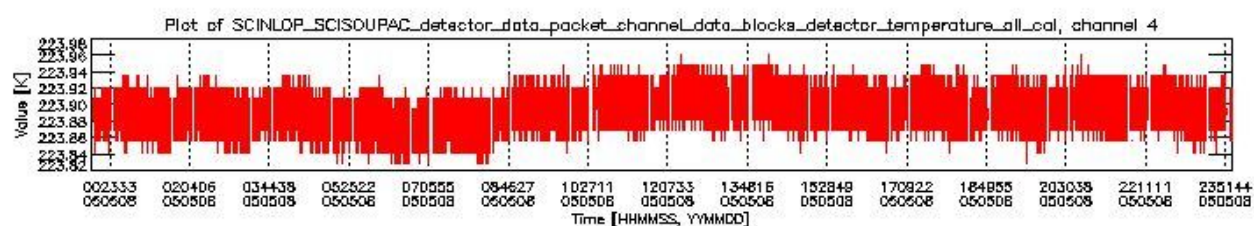
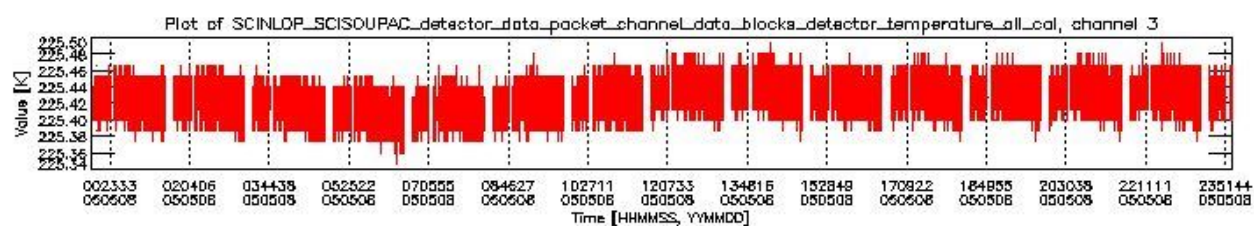
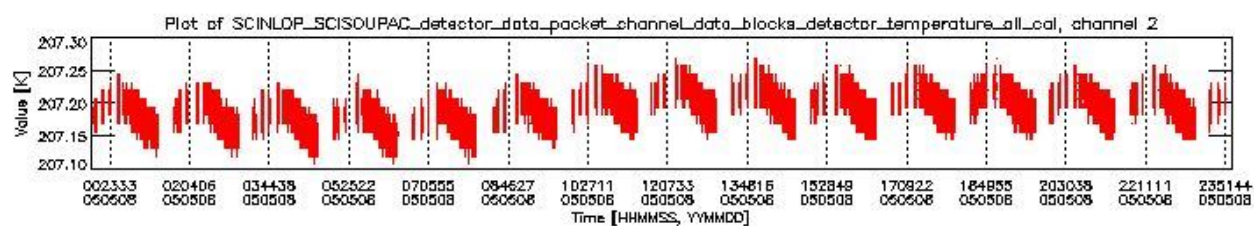
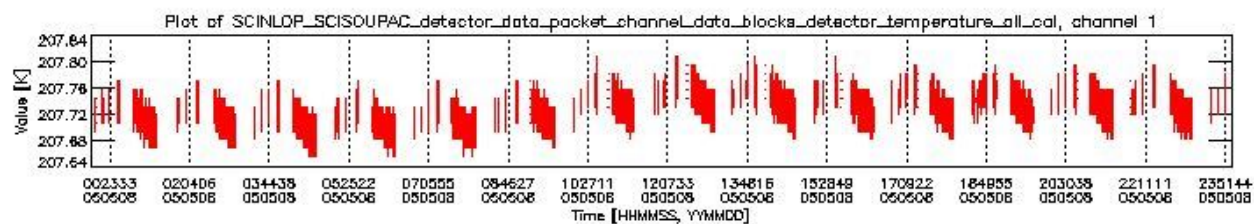
sciamachy_daily_report_level0_PFHS_5_32_N_20050508_1.PNG



sciamachy_daily_report_level0_PFHS_5_32_N_20050508_2.PNG



sciamachy_daily_report_level0_PFHS_5_32_N_20050508_3.PNG



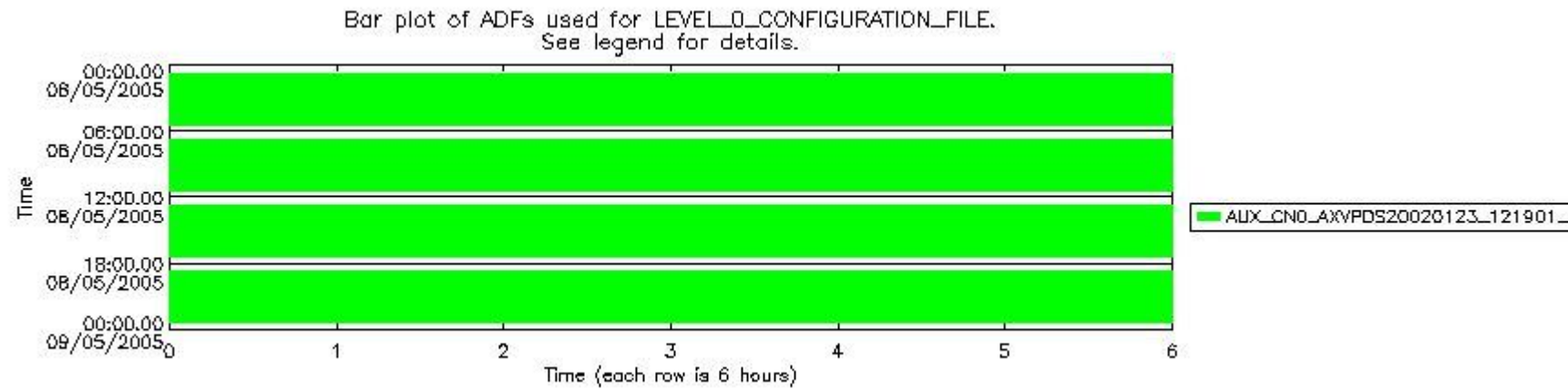
0.3 ADF monitoring

This section shows the (variation in) ADFs used for each of the products. It consists of:

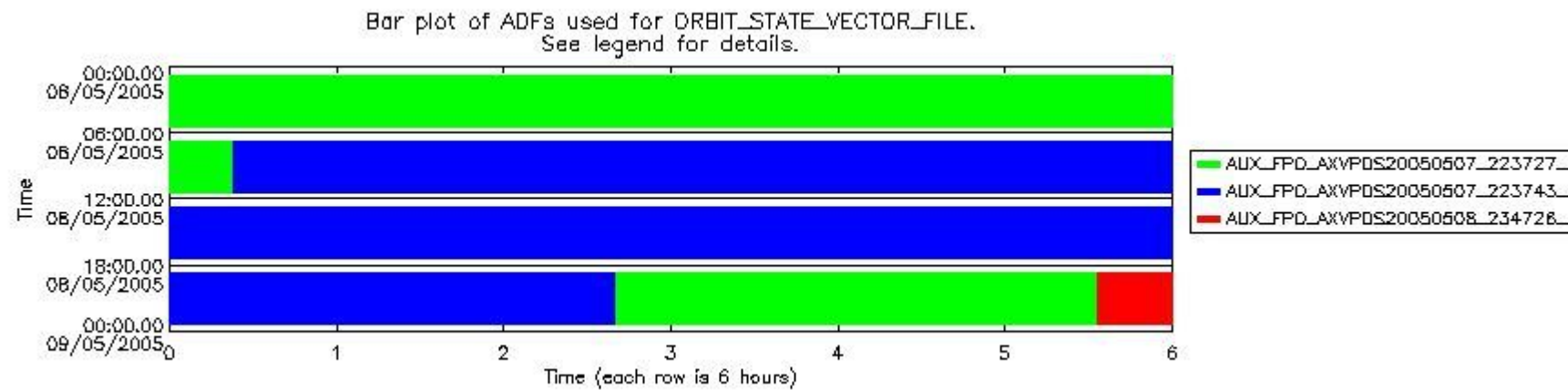
- A table showing which ADFs were used for processing (red values indicate that multiple ADFs of the same type were used)
- Various time line plots, one for each ADF, which show when which ADF was used.

If multiple ADFs of a single type were used, these are marked **red** in the table.

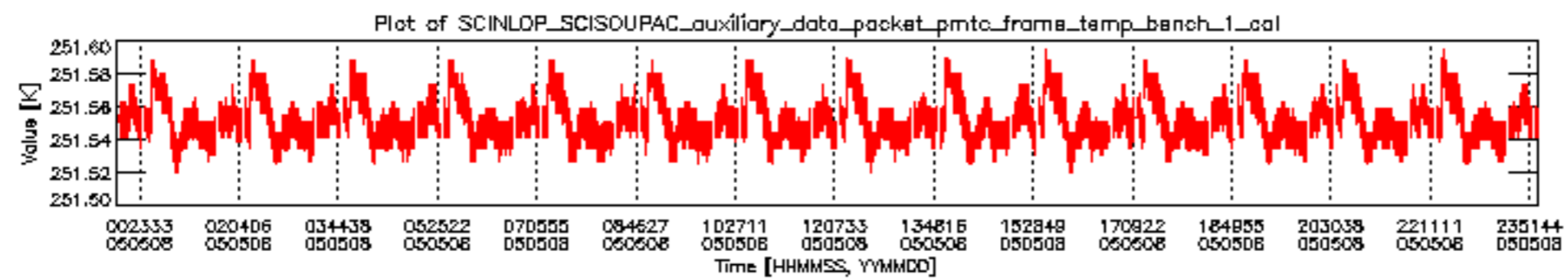
Number	ADF
	CNO (LEVEL_0_CONFIGURATION_FILE)
0	AUX_CNO_AXVPDS20020123_121901_20020101_000000_20200101_000000
	FPO (ORBIT_STATE_VECTOR_FILE)
1	AUX_FPO_AXVPDS20050507_223727_20050507_192140_20050517_204753
2	AUX_FPO_AXVPDS20050507_223743_20050507_192140_20050517_204753
3	AUX_FPO_AXVPDS20050508_234726_20050508_185003_20050518_201616

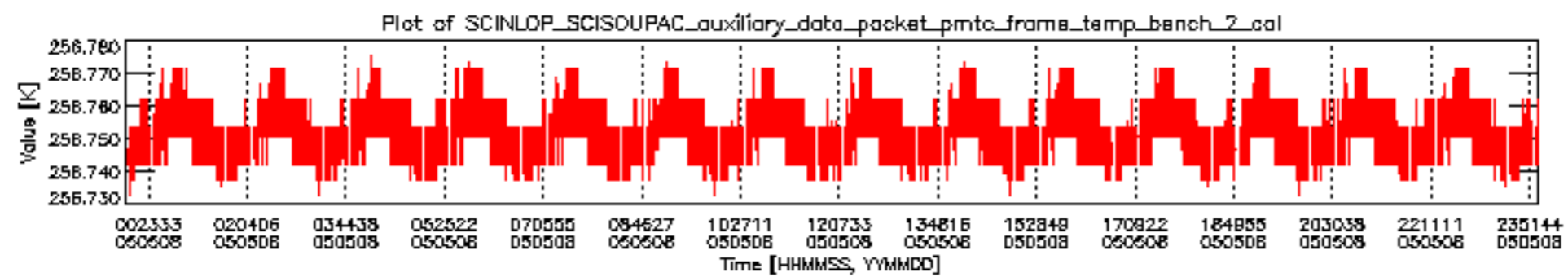


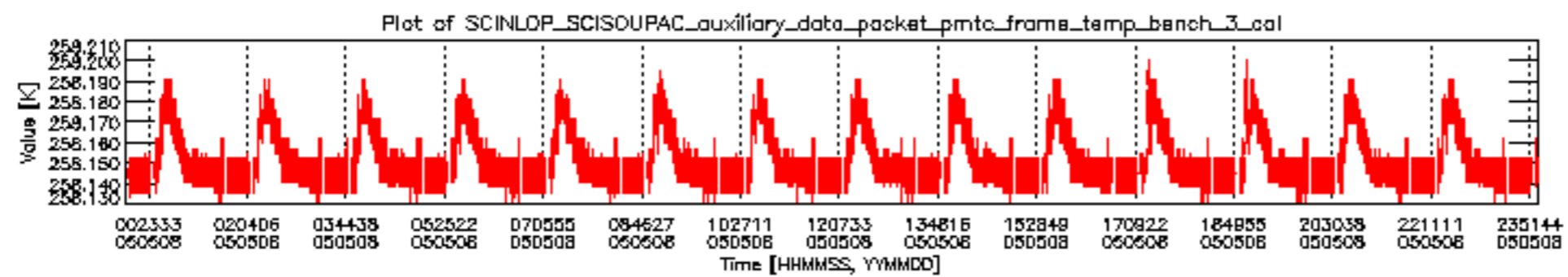
sciamachy_daily_report_level0_PFHS_5_32_N_20050508_5.PNG

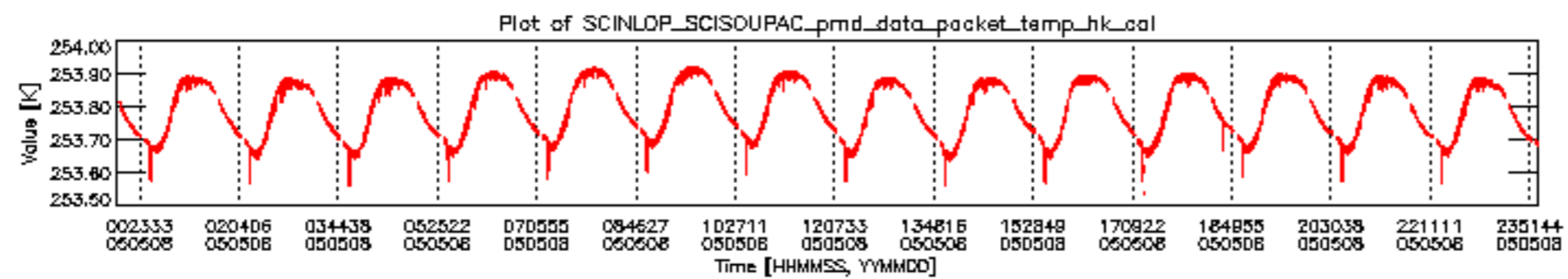


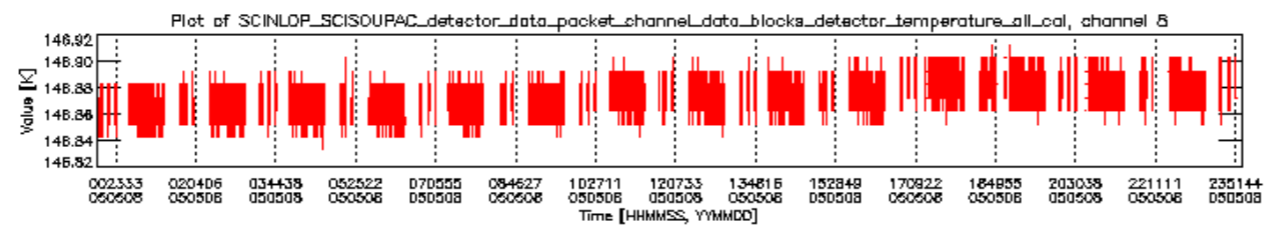
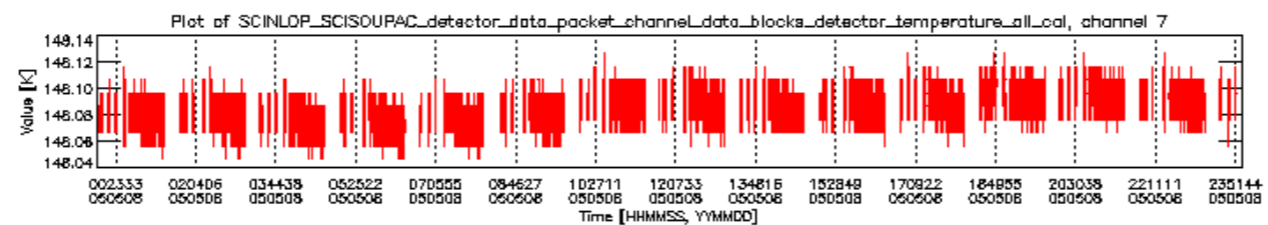
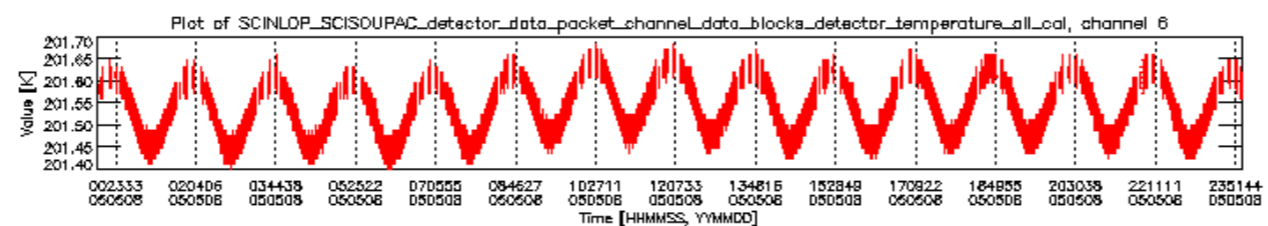
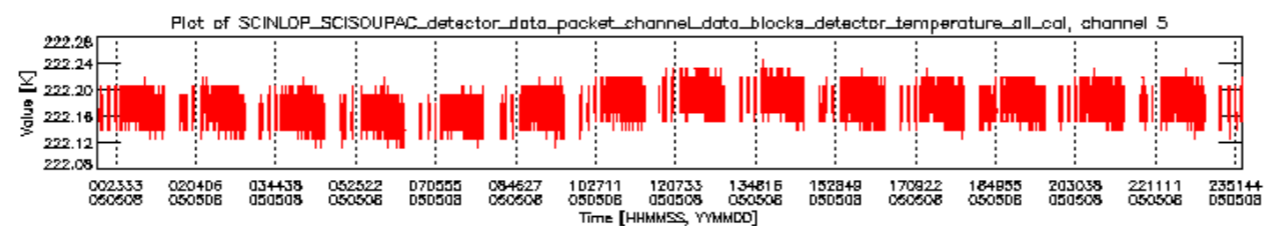
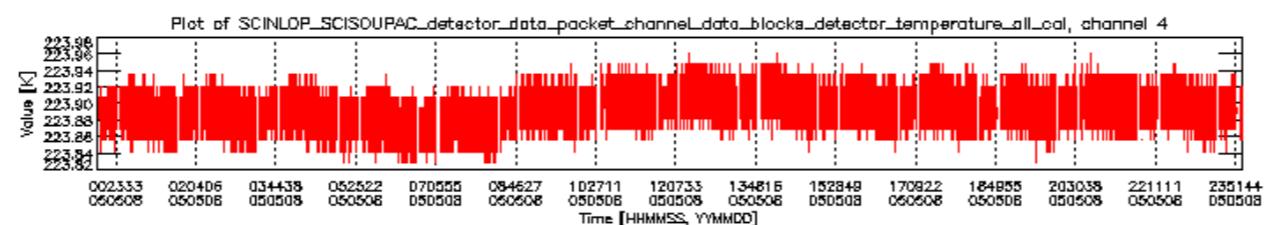
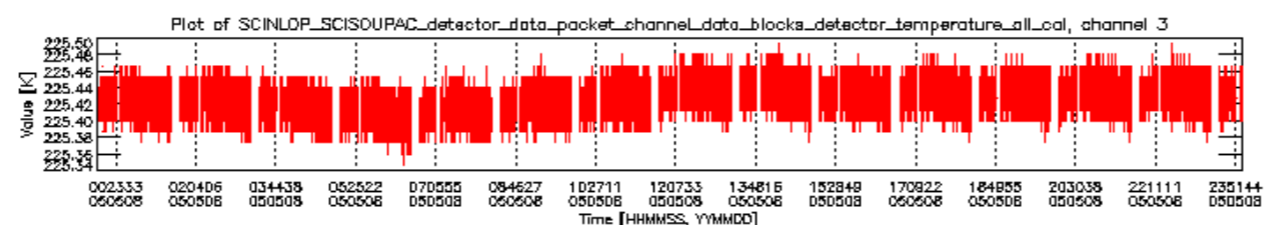
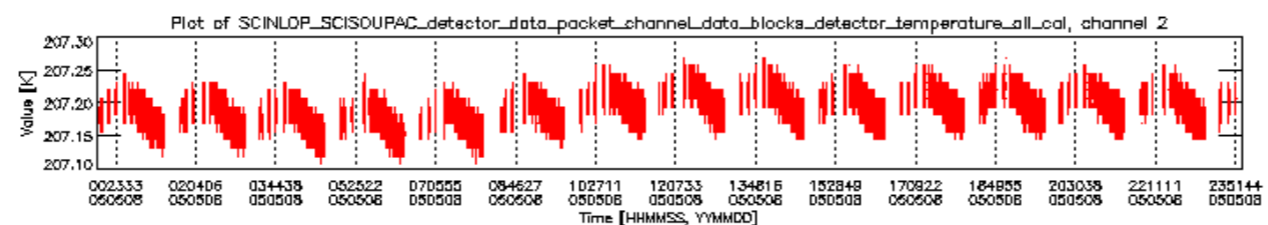
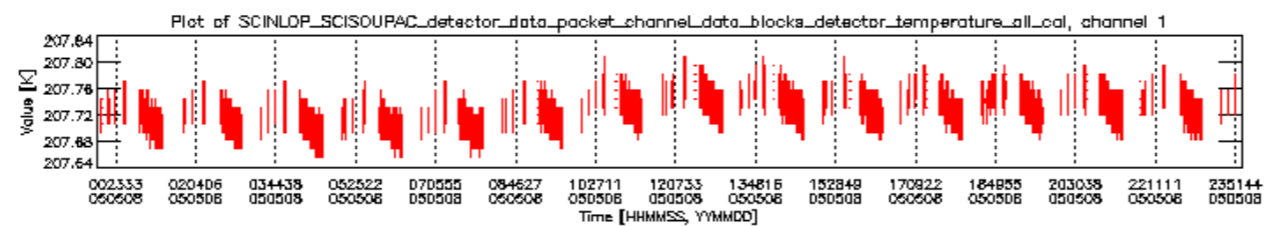
sciamachy_daily_report_level0_PFHS_5_32_N_20050508_6.PNG

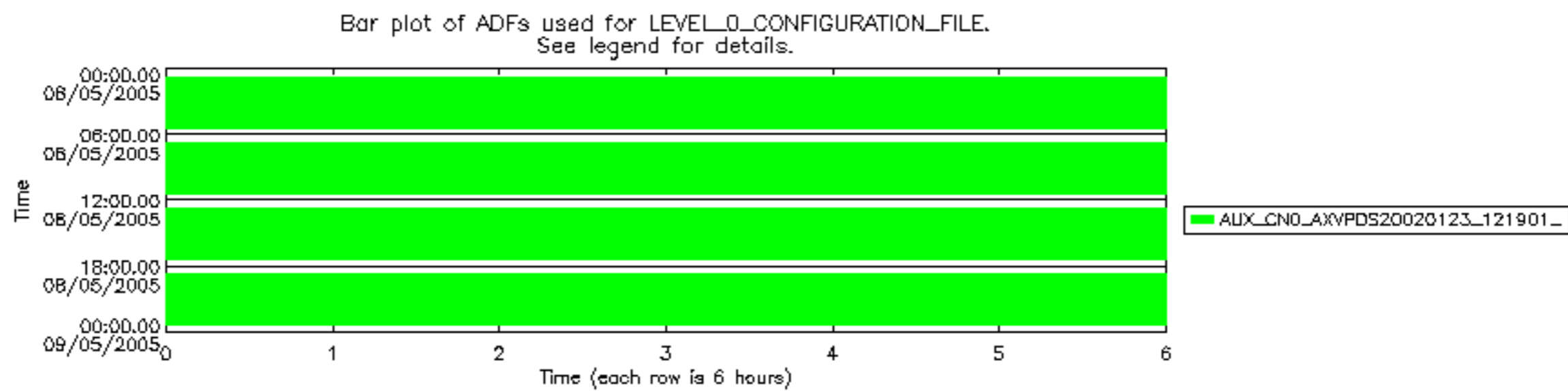












Bar plot of ADFs used for ORBIT_STATE_VECTOR_FILE.
See legend for details.

