

0. SCIAMACHY Daily Report for level 0 products

[0.1 General Info](#)

[0.2 Product Quality Indicators](#)

[0.3 ADF monitoring](#)

0.1 General Info

This report contains a daily analysis on parameters extracted from SCIAMACHY level 0 data (The SCI_NL__0P product).

0.1.1 Report summary

The table below shows general characteristics of the data that are included into this report.

Item	Value
Report version	vdraft_20050403
Time of report generation	11MAY2005 03:47:19
Data source version	PFHS/5.32-N
Processing scope for products	07MAY2005 00:00:00 to 08MAY2005 00:00:00
Start time of first product within scope	06MAY2005 23:01:30
Stop time of last product within scope	08MAY2005 00:06:04
Total number of level 0 products	15
Number of level 0 products with errors	15

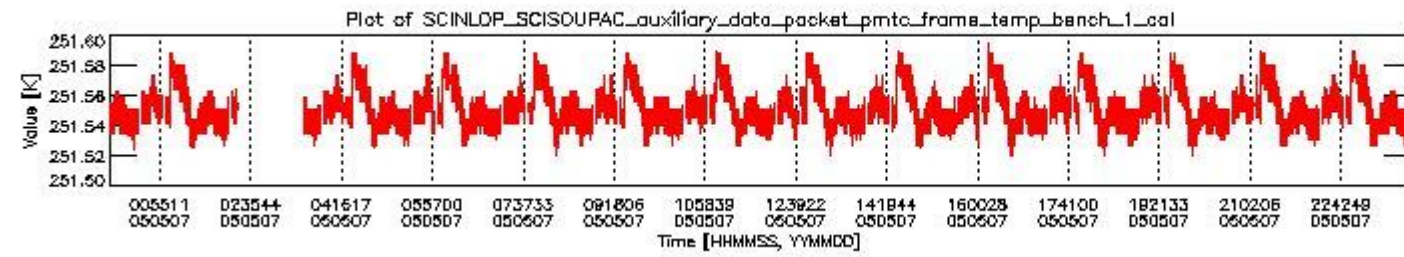
0.1.2 Summary per product

The following table shows a summary for each product used in this report.

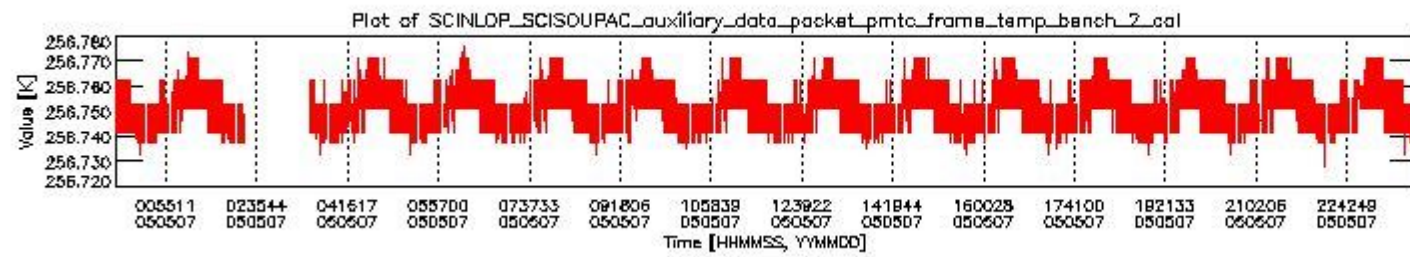
#	Product name	Start time	Stop time	Prod err	ISP err sign	ISP miss sign	ISP disc sign	rs sign
0	SCI_NL__0PNPDE20050506_230130_000061242037_00058_16645_3060.N1	06MAY2005 23:01:30	07MAY2005 00:43:34	1	0	1	0	0
1	SCI_NL__0PNPDE20050507_004250_000058632037_00059_16646_3061.N1	07MAY2005 00:42:50	07MAY2005 02:20:34	1	0	1	0	0
2	SCI_NL__0PNPDE20050507_033408_000061602037_00061_16648_3063.N1	07MAY2005 03:34:08	07MAY2005 05:16:48	1	0	1	0	0
3	SCI_NL__0PNPDE20050507_051552_000060912037_00062_16649_3064.N1	07MAY2005 05:15:52	07MAY2005 06:57:24	1	0	1	0	0
4	SCI_NL__0PNPDK20050507_065615_000040572037_00063_16650_3445.N1	07MAY2005 06:56:15	07MAY2005 08:03:53	1	0	1	0	0
5	SCI_NL__0PNPDK20050507_080353_000060912037_00064_16651_3446.N1	07MAY2005 08:03:53	07MAY2005 09:45:24	1	0	1	0	0
6	SCI_NL__0PNPDK20050507_094415_000059792037_00065_16652_3447.N1	07MAY2005 09:44:15	07MAY2005 11:23:55	1	0	1	0	0
7	SCI_NL__0PNPDK20050507_112259_000060222037_00066_16653_3448.N1	07MAY2005 11:22:59	07MAY2005 13:03:22	1	0	1	0	0
8	SCI_NL__0PNPDK20050507_130226_000059792037_00067_16654_3449.N1	07MAY2005 13:02:26	07MAY2005 14:42:06	1	0	1	0	0
9	SCI_NL__0PNPDK20050507_144057_000057862037_00068_16655_3450.N1	07MAY2005 14:40:57	07MAY2005 16:17:24	1	0	1	0	0
10	SCI_NL__0PNPDK20050507_161520_000060232037_00069_16656_3451.N1	07MAY2005 16:15:20	07MAY2005 17:55:44	1	0	1	0	0
11	SCI_NL__0PNPDK20050507_175352_000060632037_00070_16657_3452.N1	07MAY2005 17:53:52	07MAY2005 19:34:56	1	0	1	0	0
12	SCI_NL__0PNPDE20050507_193319_000042932037_00071_16658_3065.N1	07MAY2005 19:33:19	07MAY2005 20:44:53	1	0	1	0	0
13	SCI_NL__0PNPDE20050507_204249_000062442037_00071_16658_3066.N1	07MAY2005 20:42:49	07MAY2005 22:26:53	1	0	1	0	0
14	SCI_NL__0PNPDE20050507_222408_000061152037_00072_16659_3067.N1	07MAY2005 22:24:08	08MAY2005 00:06:04	1	0	1	0	0

0.2 Product Quality Indicators

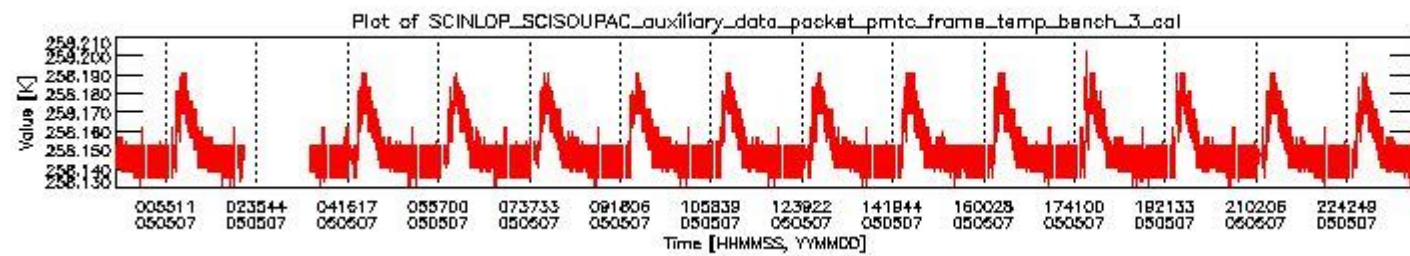
This section shows information about product quality, currently temperatures.



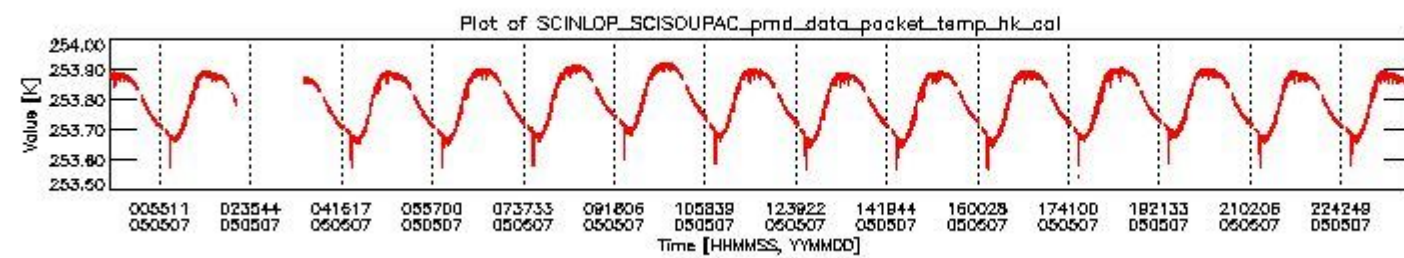
sciamachy_daily_report_level0_PFHS_5_32_N_20050507_0.PNG



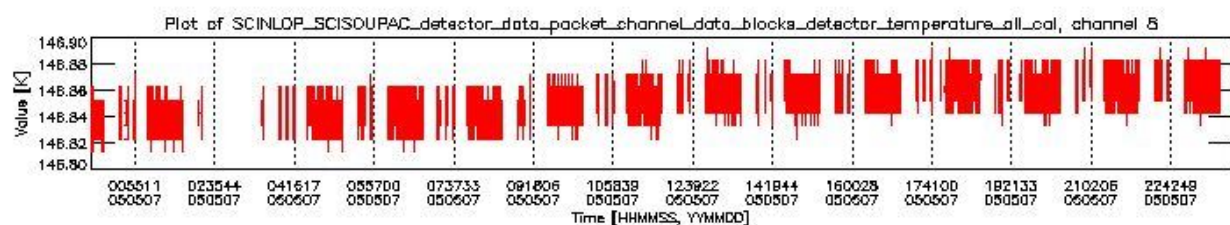
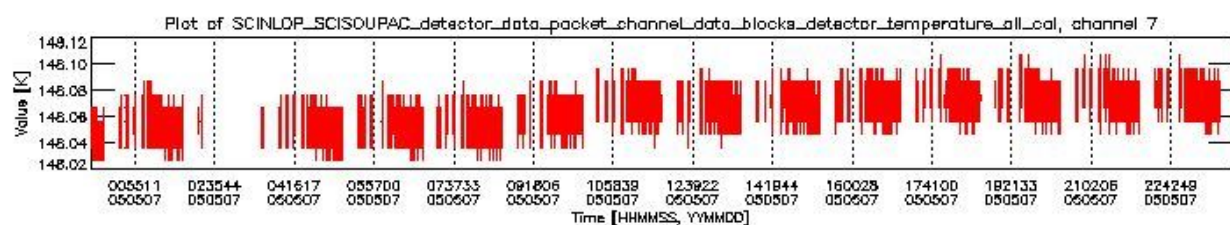
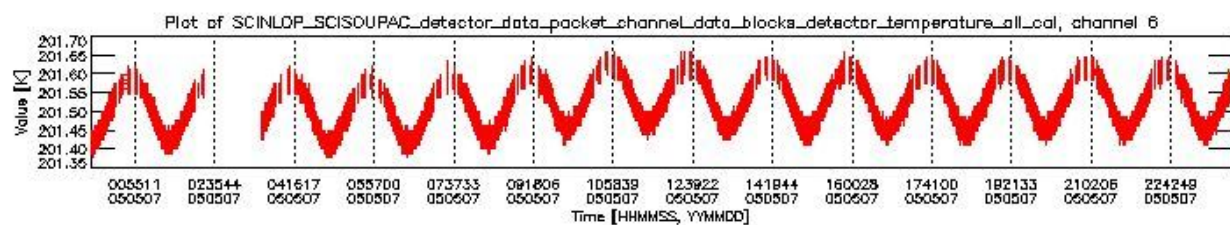
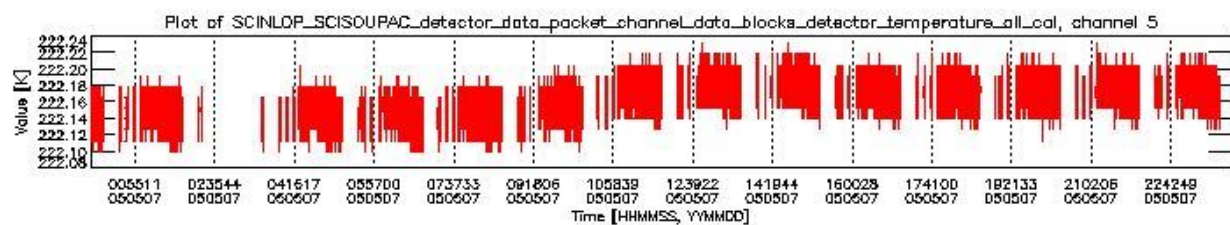
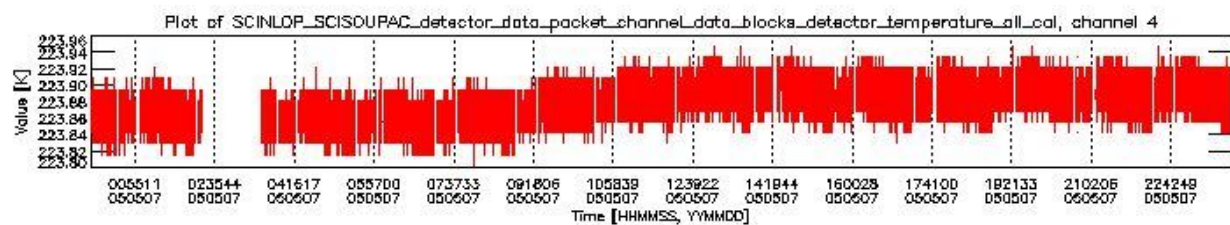
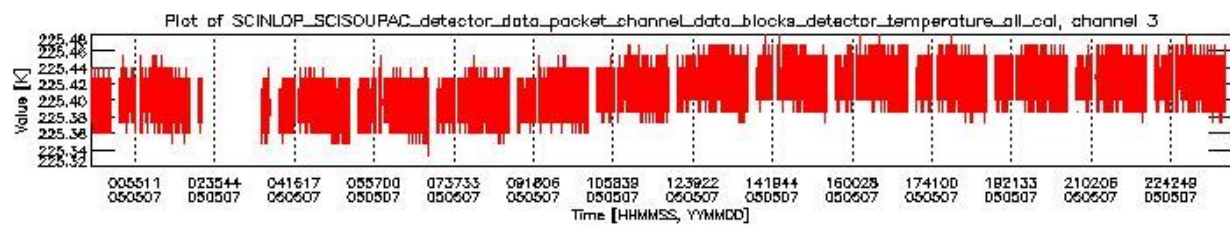
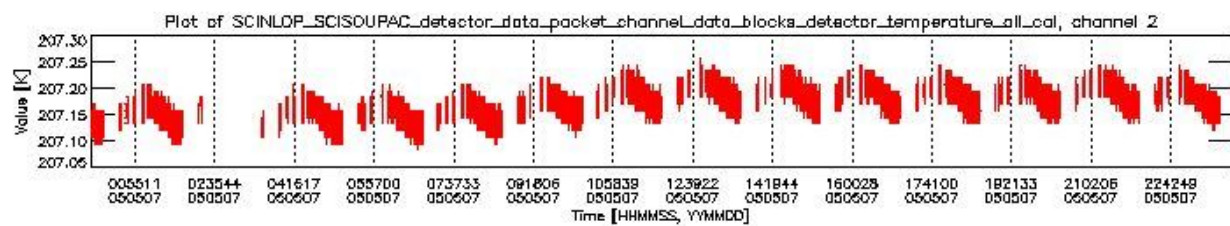
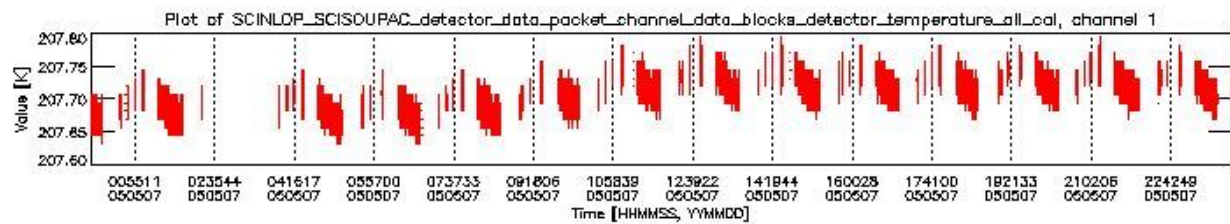
sciamachy_daily_report_level0_PFHS_5_32_N_20050507_1.PNG



sciamachy_daily_report_level0_PFHS_5_32_N_20050507_2.PNG



sciamachy_daily_report_level0_PFHS_5_32_N_20050507_3.PNG



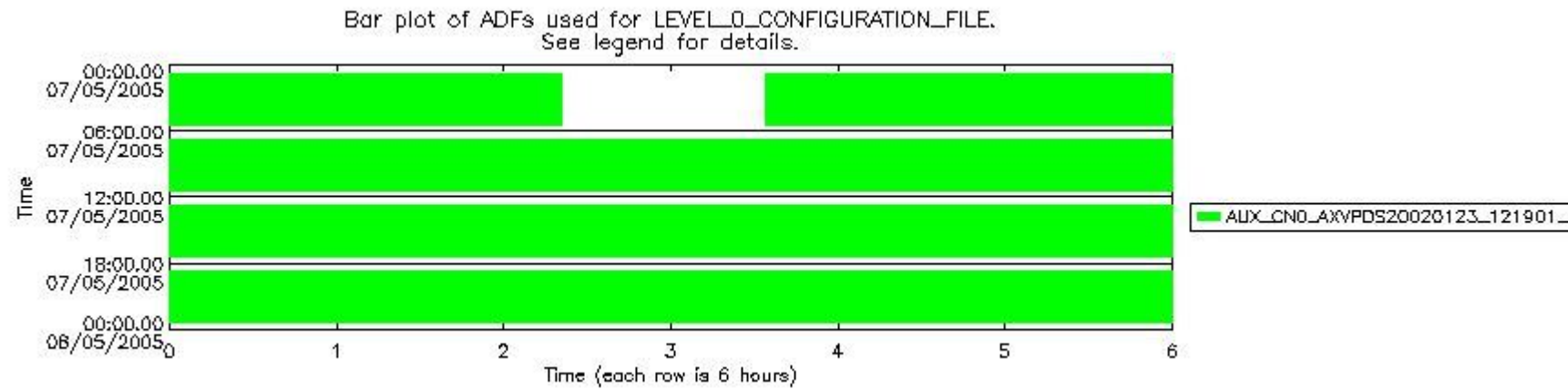
0.3 ADF monitoring

This section shows the (variation in) ADFs used for each of the products. It consists of:

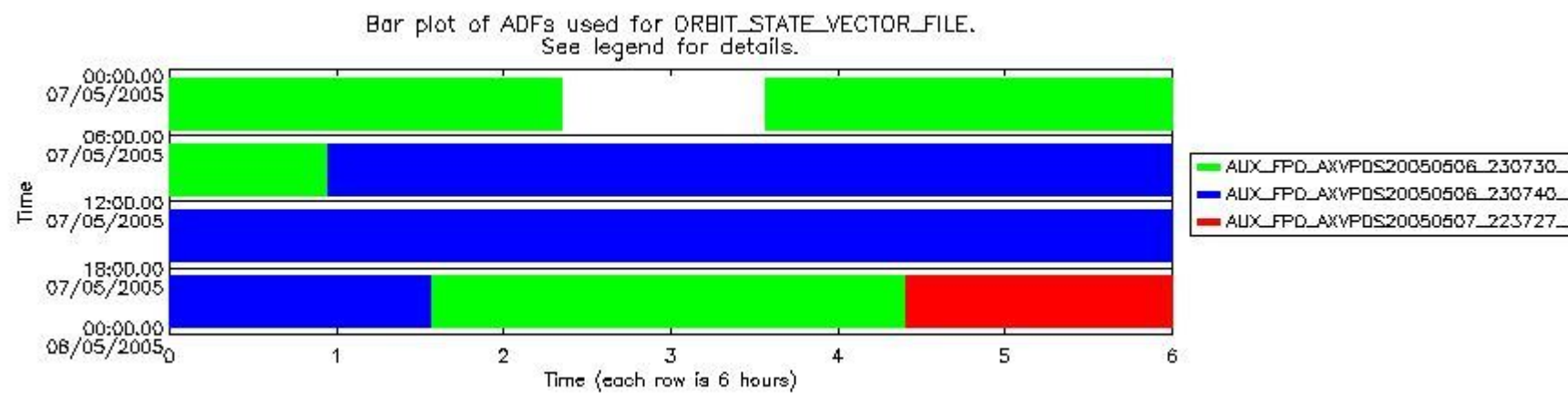
- A table showing which ADFs were used for processing (red values indicate that multiple ADFs of the same type were used)
- Various time line plots, one for each ADF, which show when which ADF was used.

If multiple ADFs of a single type were used, these are marked **red** in the table.

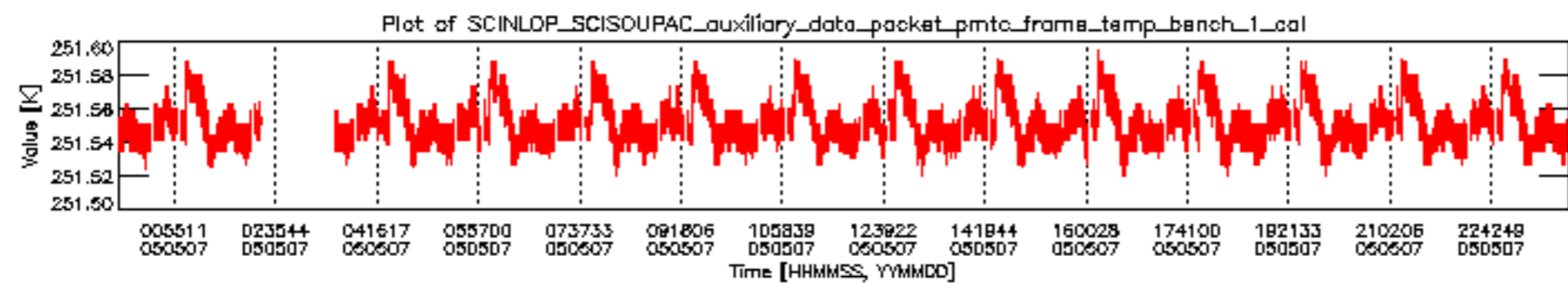
Number	ADF
	CNO (LEVEL_0_CONFIGURATION_FILE)
0	AUX_CNO_AXVPDS20020123_121901_20020101_000000_20200101_000000
	FPO (ORBIT_STATE_VECTOR_FILE)
1	AUX_FPO_AXVPDS20050506_230730_20050506_195317_20050516_211930
2	AUX_FPO_AXVPDS20050506_230740_20050506_195317_20050516_211930
3	AUX_FPO_AXVPDS20050507_223727_20050507_192140_20050517_204753

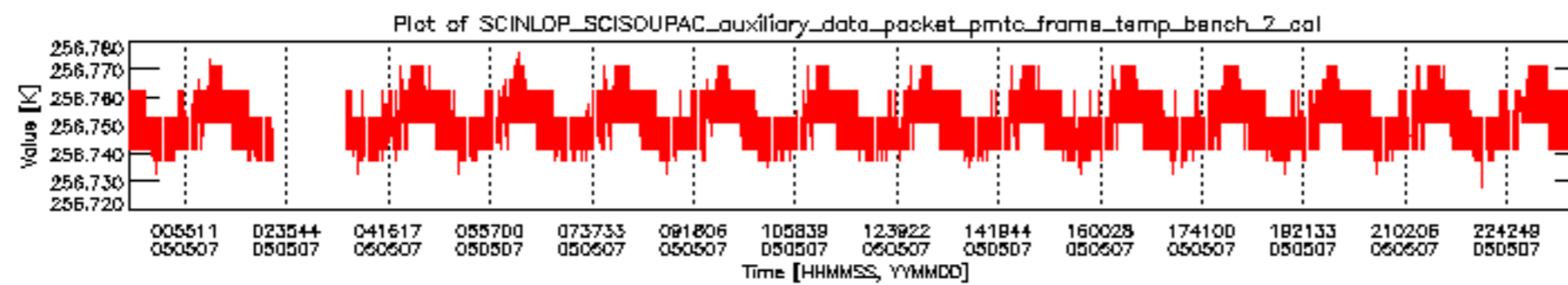


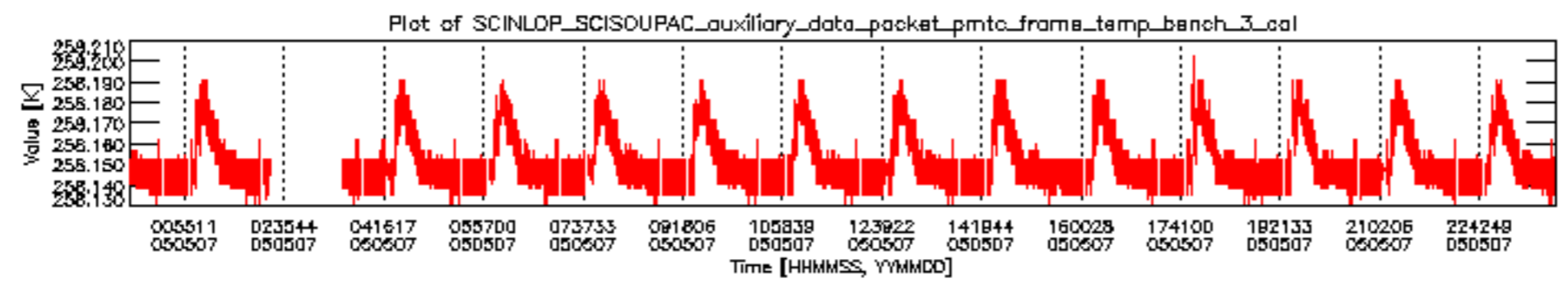
sciamachy_daily_report_level0_PFHS_5_32_N_20050507_5.PNG

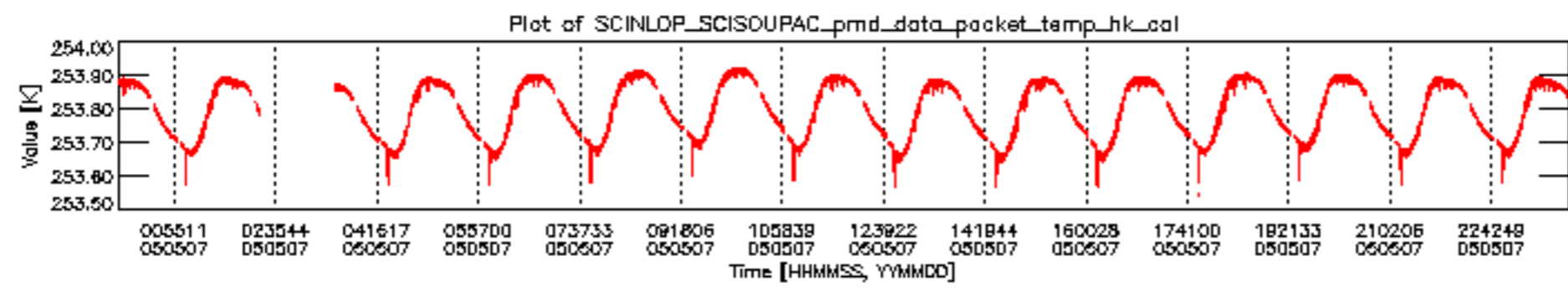


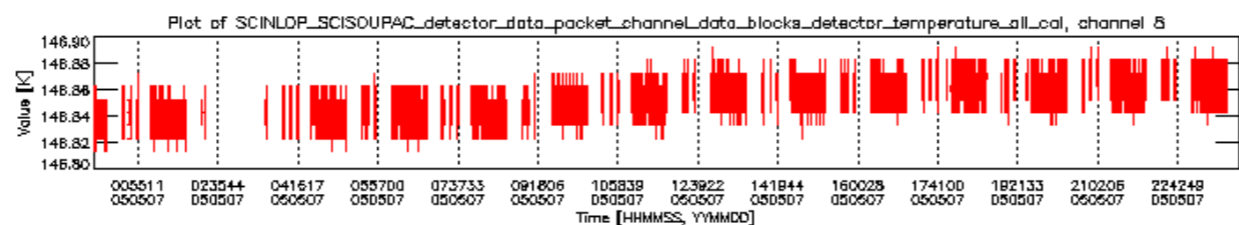
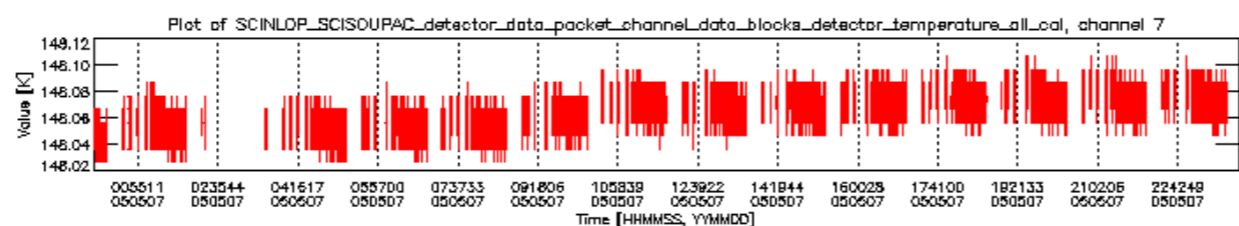
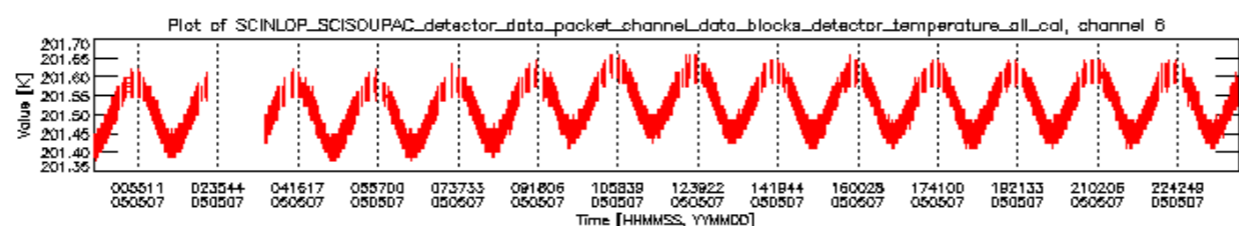
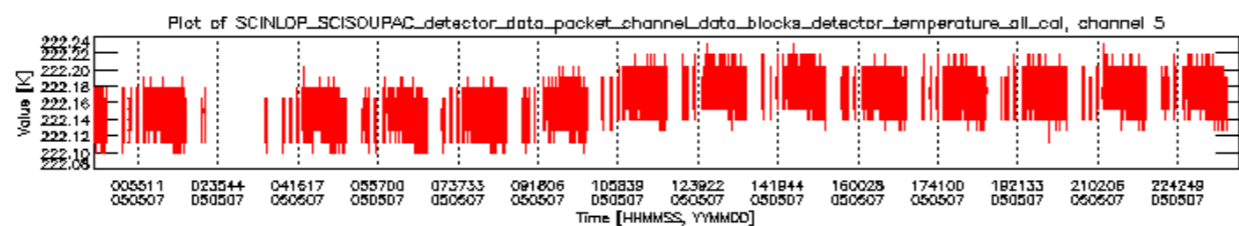
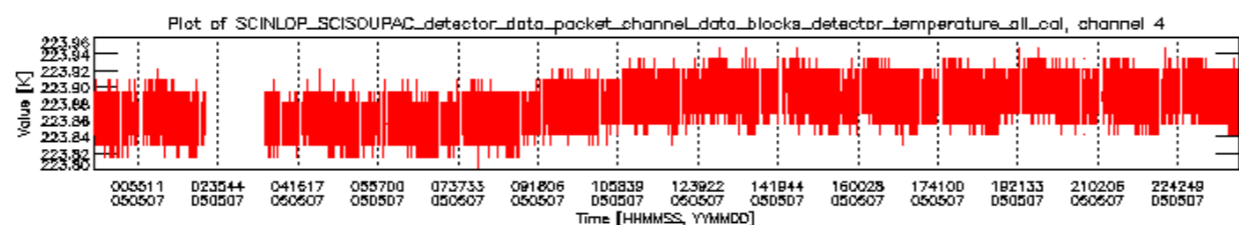
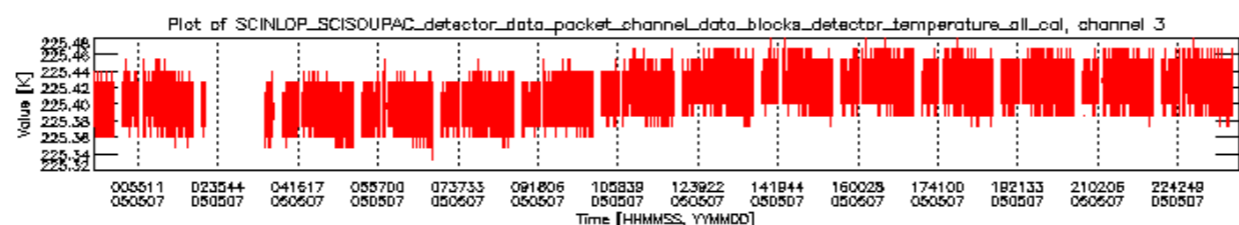
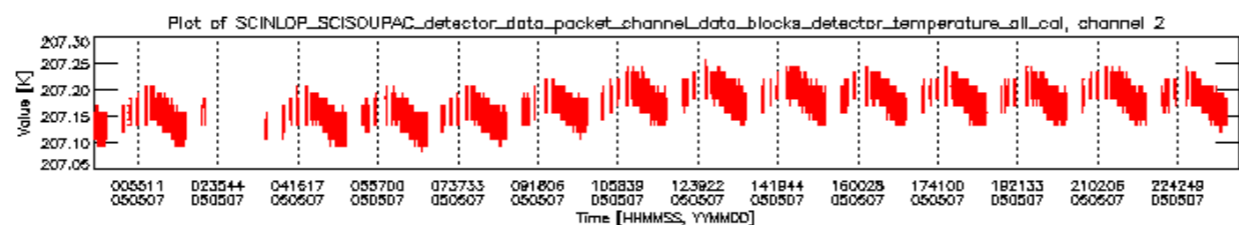
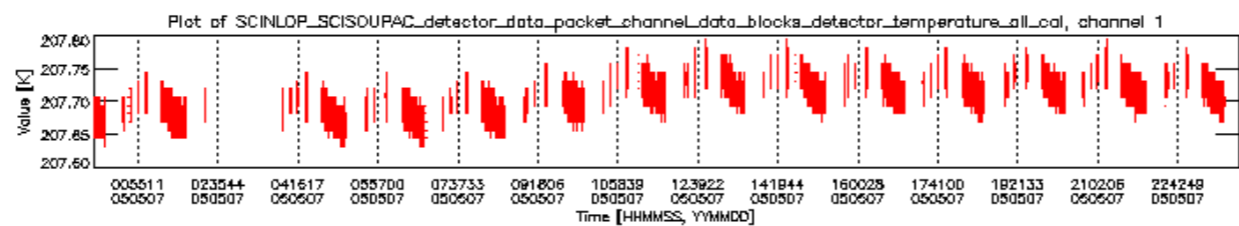
sciamachy_daily_report_level0_PFHS_5_32_N_20050507_6.PNG

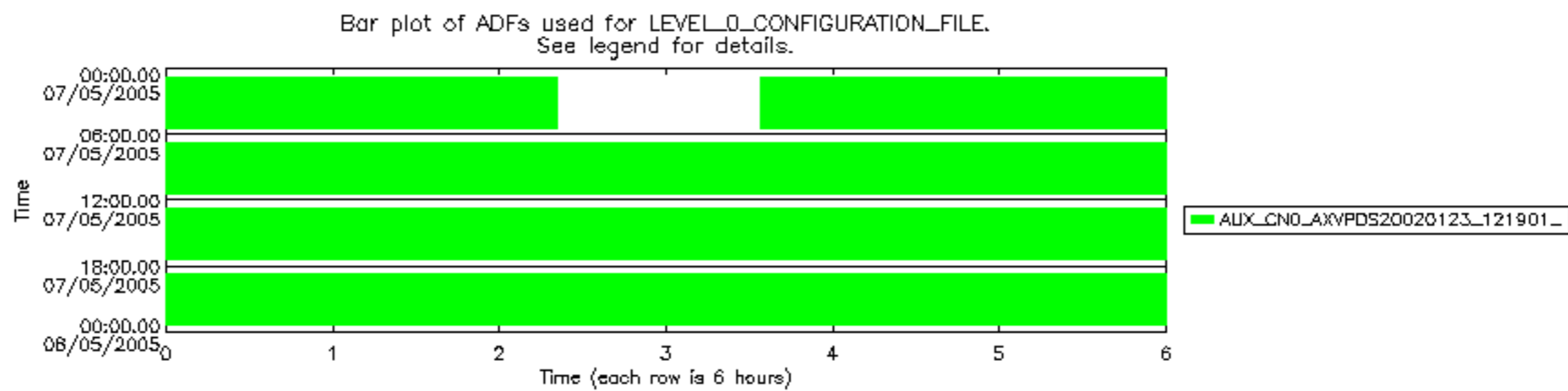












Bar plot of ADFs used for ORBIT_STATE_VECTOR_FILE.
See legend for details.

