

## 0. SCIAMACHY Daily Report for level 0 products

### [0.1 General Info](#)

### [0.2 Product Quality Indicators](#)

### [0.3 ADF monitoring](#)

## 0.1 General Info

This report contains a daily analysis on parameters extracted from SCIAMACHY level 0 data (The SCI\_NL\_\_0P product).

### 0.1.1 Report summary

The table below shows general characteristics of the data that are included into this report.

Item	Value
Report version	vdraft_20050403
Time of report generation	10MAY2005 03:29:31
Data source version	PFHS/5.32-N
Processing scope for products	06MAY2005 00:00:00 to 07MAY2005 00:00:00
Start time of first product within scope	05MAY2005 23:34:33
Stop time of last product within scope	07MAY2005 00:43:34
Total number of level 0 products	16
Number of level 0 products with errors	16

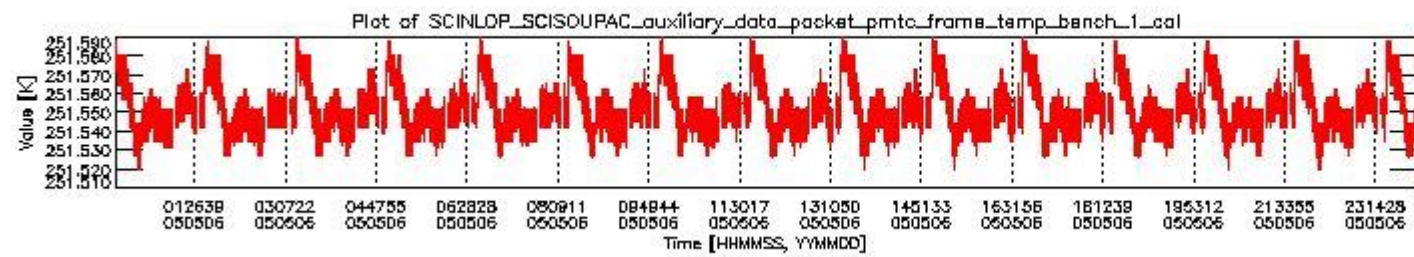
### 0.1.2 Summary per product

The following table shows a summary for each product used in this report.

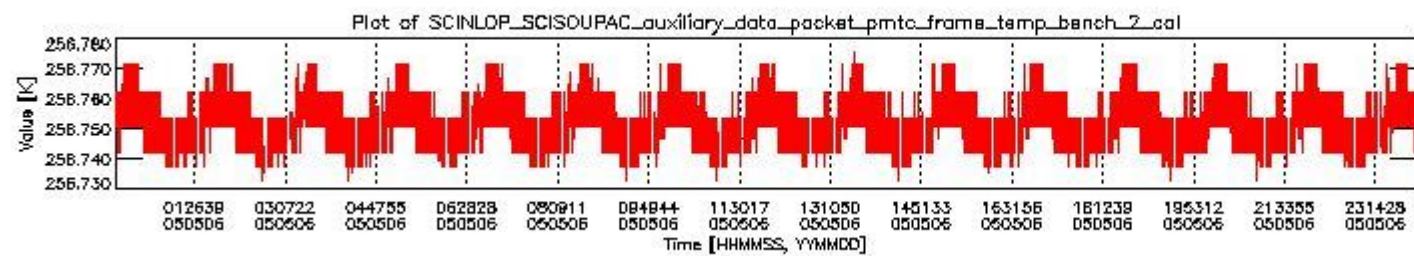
#	Product name	Start time	Stop time	Prod err	ISP err sign	ISP miss sign	ISP disc sign	rs sign
0	SCI_NL__0PNPDE20050505_233433_000059992037_00044_16631_3054.N1	05MAY2005 23:34:33	06MAY2005 01:14:32	1	0	1	0	0
1	SCI_NL__0PNPDE20050506_011304_000043982037_00045_16632_3055.N1	06MAY2005 01:13:04	06MAY2005 02:26:22	1	0	1	0	0
2	SCI_NL__0PNPDE20050506_022622_000061472037_00046_16633_3056.N1	06MAY2005 02:26:22	06MAY2005 04:08:49	1	0	1	0	0
3	SCI_NL__0PNPDE20050506_040753_000060352037_00047_16634_3057.N1	06MAY2005 04:07:53	06MAY2005 05:48:29	1	0	1	0	0
4	SCI_NL__0PNPDK20050506_054829_000041692037_00048_16635_3436.N1	06MAY2005 05:48:29	06MAY2005 06:57:58	1	0	1	0	0
5	SCI_NL__0PNPDK20050506_065650_000061722037_00049_16636_3437.N1	06MAY2005 06:56:50	06MAY2005 08:39:43	1	0	1	0	0
6	SCI_NL__0PNPDK20050506_083834_000059672037_00050_16637_3438.N1	06MAY2005 08:38:34	06MAY2005 10:18:01	1	0	1	0	0
7	SCI_NL__0PNPDK20050506_101801_000059792037_00051_16638_3439.N1	06MAY2005 10:18:01	06MAY2005 11:57:41	1	0	1	0	0
8	SCI_NL__0PNPDK20050506_115741_000059672037_00052_16639_3440.N1	06MAY2005 11:57:41	06MAY2005 13:37:08	1	0	1	0	0
9	SCI_NL__0PNPDK20050506_133612_000059112037_00053_16640_3441.N1	06MAY2005 13:36:12	06MAY2005 15:14:43	1	0	1	0	0
10	SCI_NL__0PNPDK20050506_151347_000058982037_00054_16641_3442.N1	06MAY2005 15:13:47	06MAY2005 16:52:06	1	0	1	0	0
11	SCI_NL__0PNPDK20050506_165001_000058992037_00055_16642_3443.N1	06MAY2005 16:50:01	06MAY2005 18:28:21	1	0	1	0	0
12	SCI_NL__0PNPDK20050506_182725_000061192037_00056_16643_3444.N1	06MAY2005 18:27:25	06MAY2005 20:09:25	1	0	1	0	0
13	SCI_NL__0PNPDE20050506_200733_000044902037_00057_16644_3058.N1	06MAY2005 20:07:33	06MAY2005 21:22:23	1	0	1	0	0
14	SCI_NL__0PNPDE20050506_212139_000060382037_00057_16644_3059.N1	06MAY2005 21:21:39	06MAY2005 23:02:17	1	0	1	0	0
15	SCI_NL__0PNPDE20050506_230130_000061242037_00058_16645_3060.N1	06MAY2005 23:01:30	07MAY2005 00:43:34	1	0	1	0	0

## 0.2 Product Quality Indicators

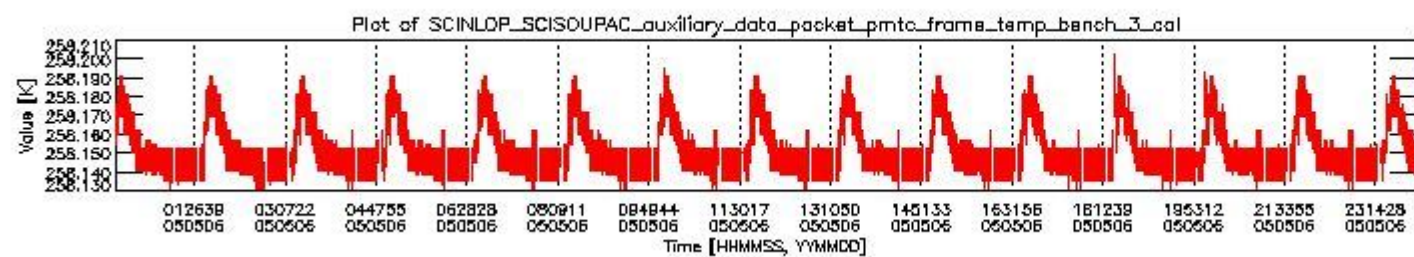
This section shows information about product quality, currently temperatures.



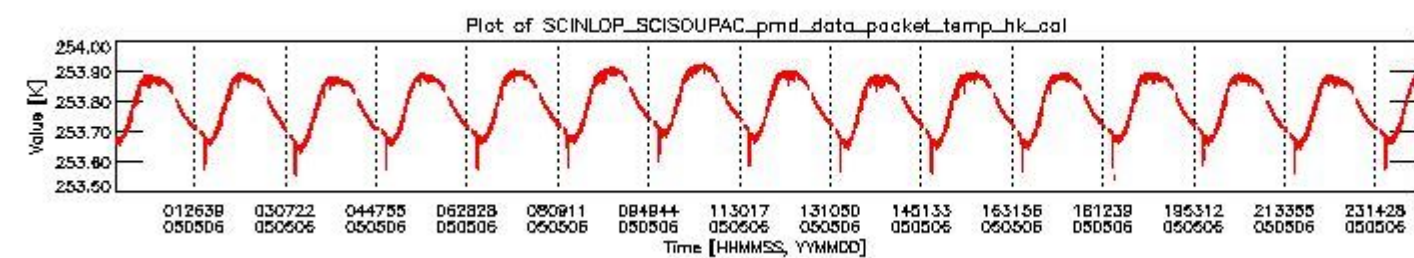
sciamachy\_daily\_report\_level0\_PFHS\_5\_32\_N\_20050506\_0.PNG



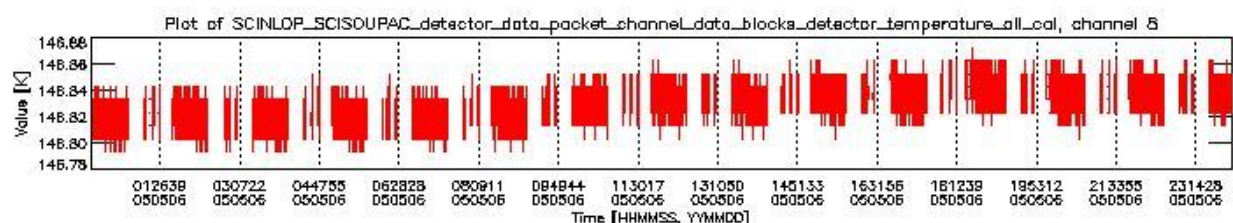
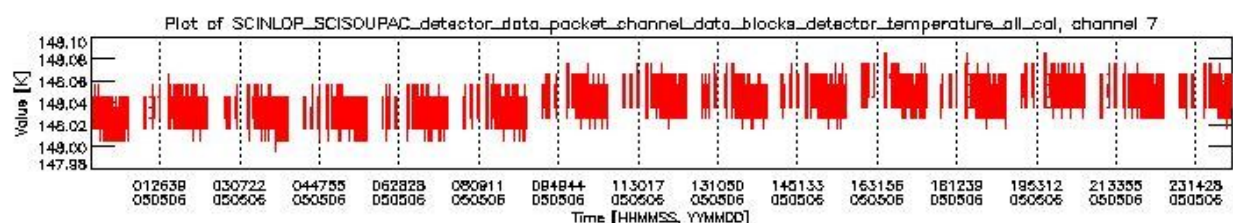
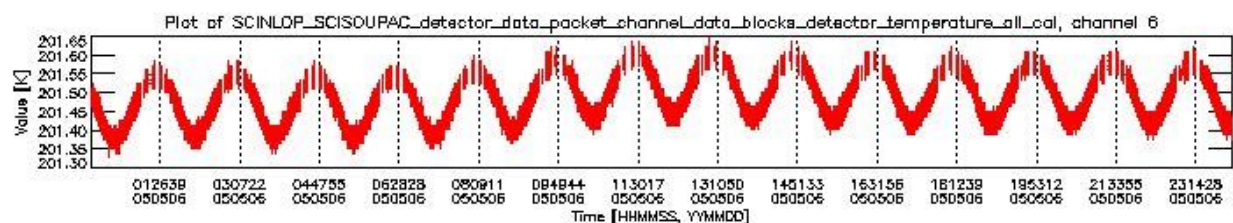
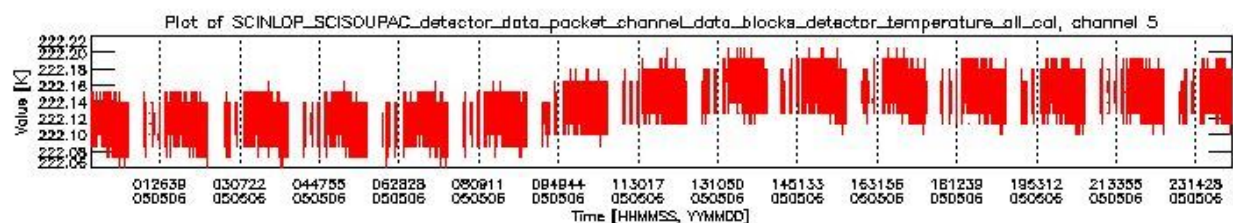
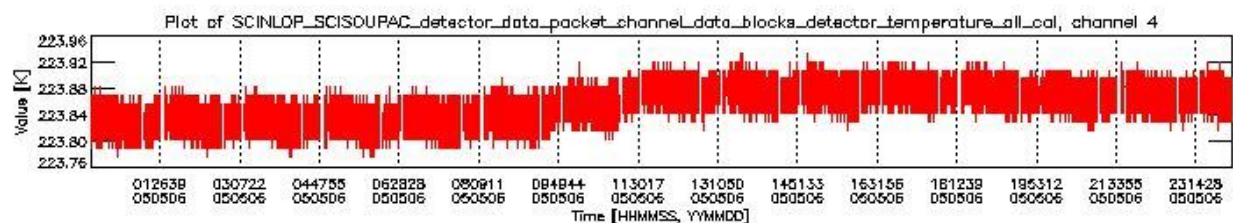
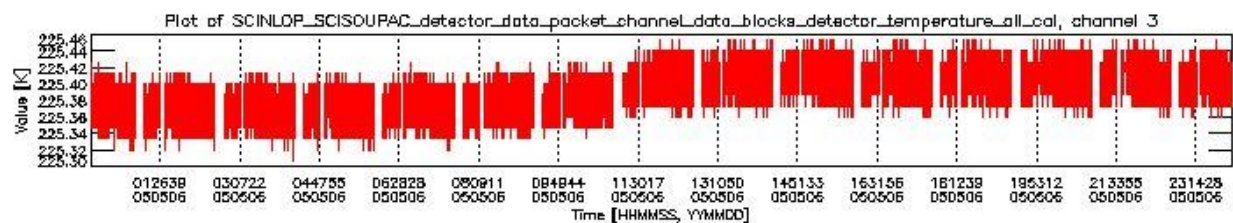
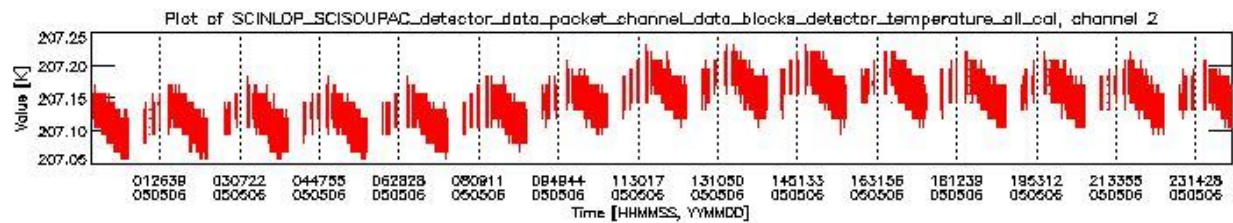
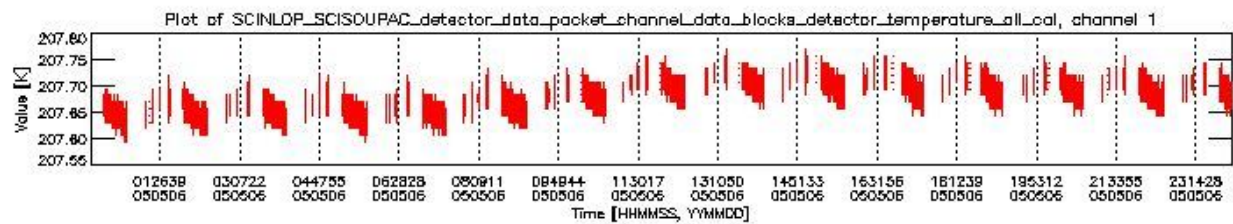
sciamachy\_daily\_report\_level0\_PFHS\_5\_32\_N\_20050506\_1.PNG



sciamachy\_daily\_report\_level0\_PFHS\_5\_32\_N\_20050506\_2.PNG



sciamachy\_daily\_report\_level0\_PFHS\_5\_32\_N\_20050506\_3.PNG



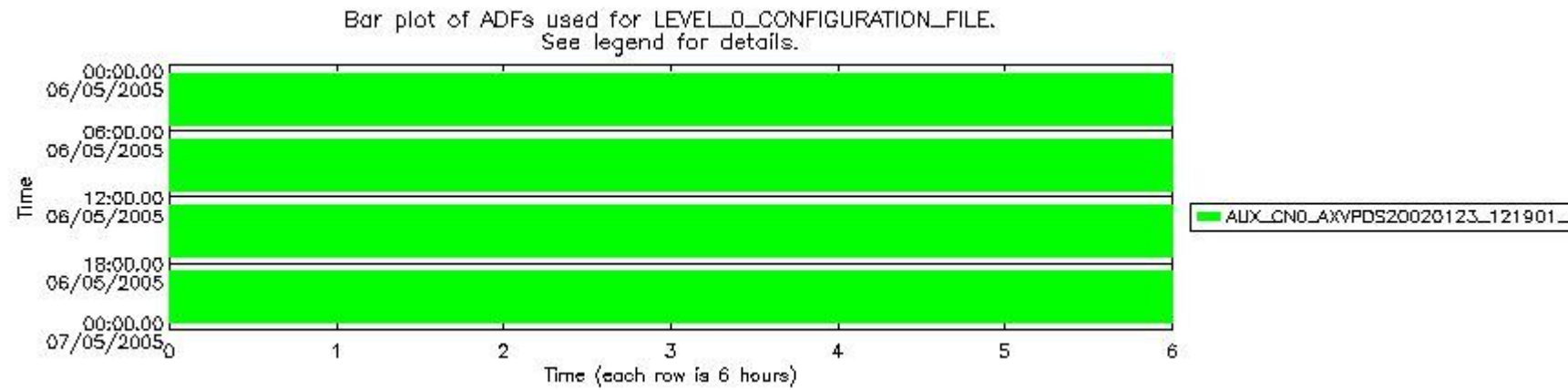
### 0.3 ADF monitoring

This section shows the (variation in) ADFs used for each of the products. It consists of:

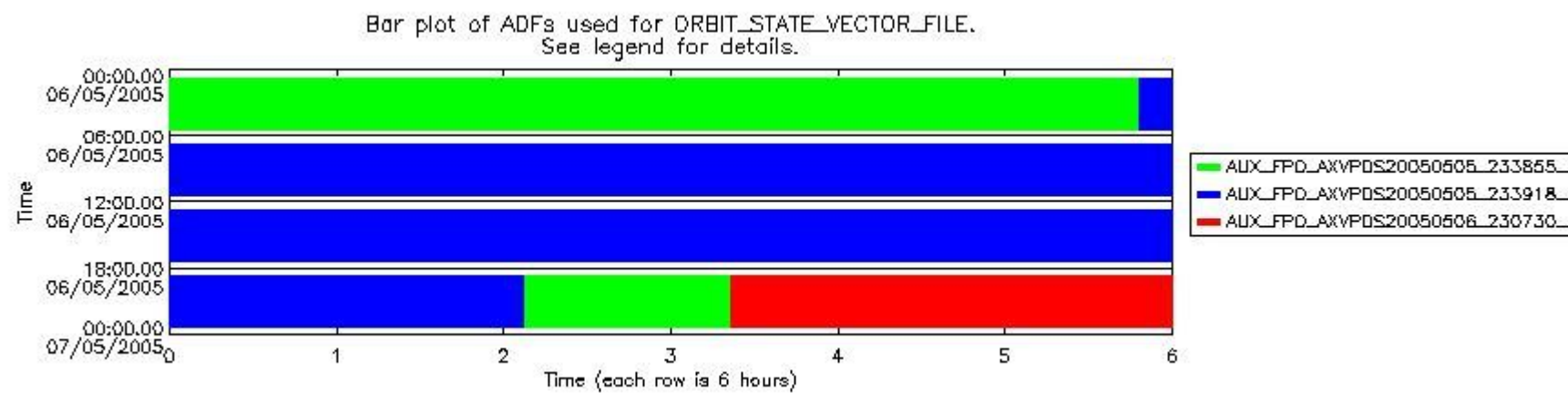
- A table showing which ADFs were used for processing (red values indicate that multiple ADFs of the same type were used)
- Various time line plots, one for each ADF, which show when which ADF was used.

If multiple ADFs of a single type were used, these are marked **red** in the table.

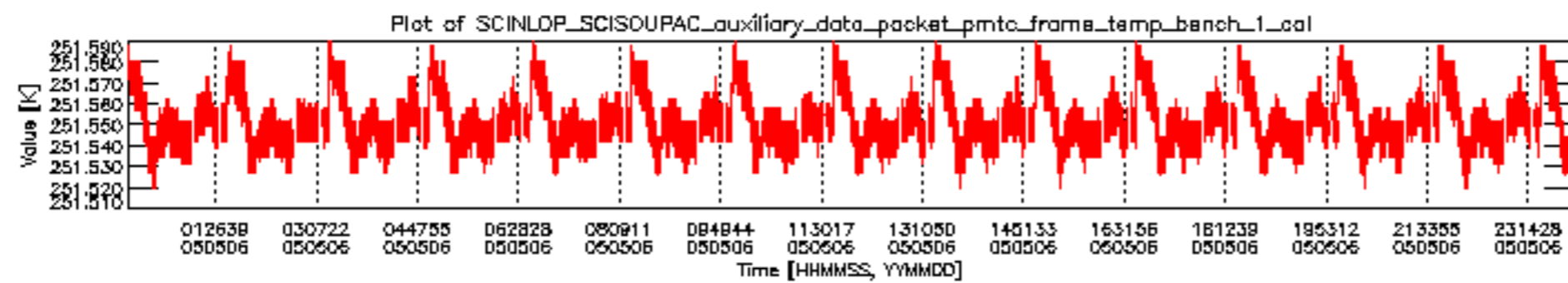
Number	ADF
	<b>CNO (LEVEL_0_CONFIGURATION_FILE)</b>
0	AUX_CNO_AXVPDS20020123_121901_20020101_000000_20200101_000000
	<b>FPO (ORBIT_STATE_VECTOR_FILE)</b>
1	AUX_FPO_AXVPDS20050505_233855_20050505_184418_20050515_201031
2	AUX_FPO_AXVPDS20050505_233918_20050505_184418_20050515_201031
3	AUX_FPO_AXVPDS20050506_230730_20050506_195317_20050516_211930



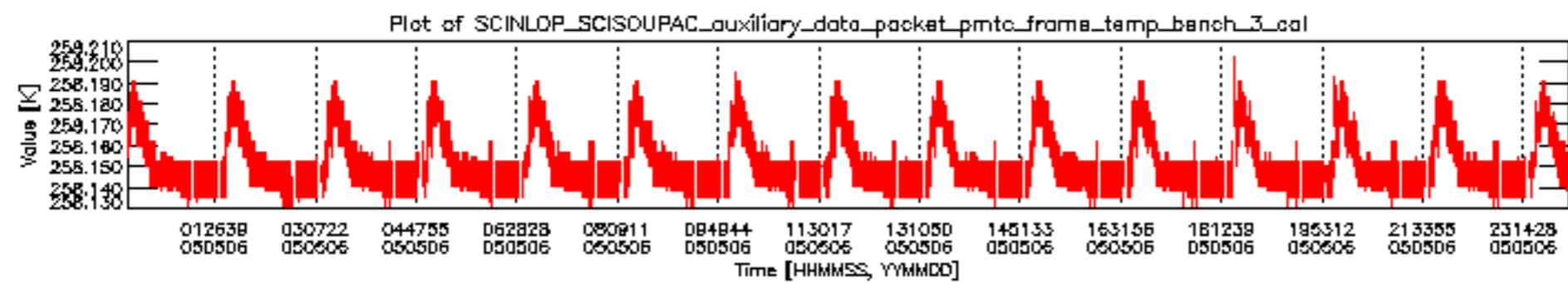
sciamachy\_daily\_report\_level0\_PFHS\_5\_32\_N\_20050506\_5.PNG

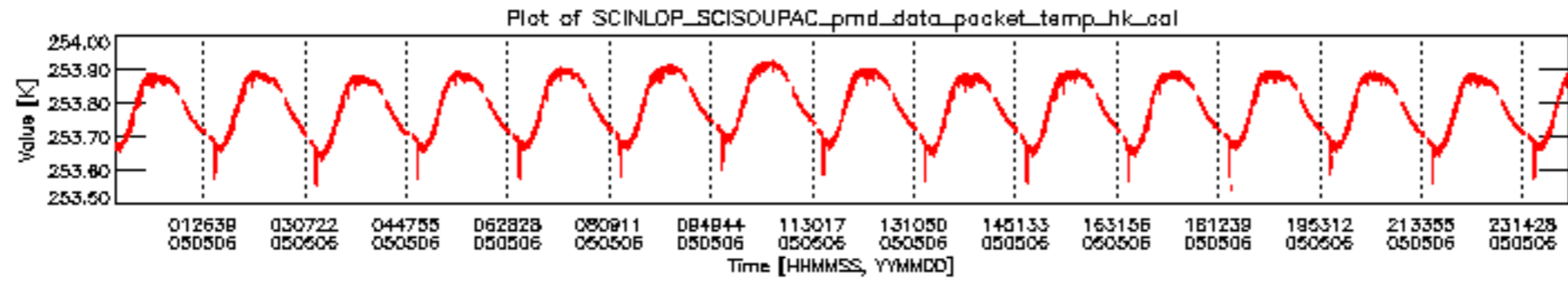


sciamachy\_daily\_report\_level0\_PFHS\_5\_32\_N\_20050506\_6.PNG

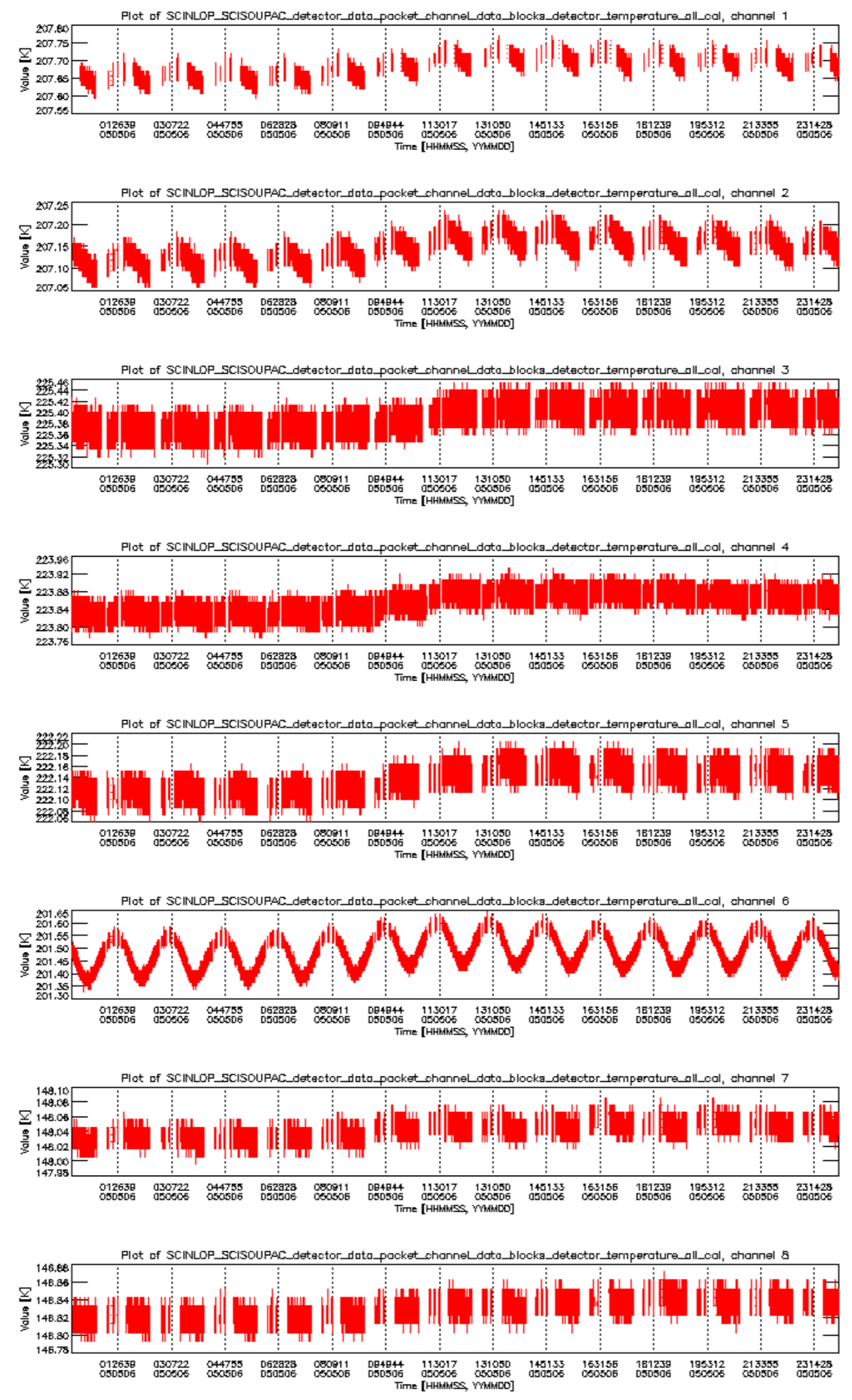















Bar plot of ADFs used for ORBIT\_STATE\_VECTOR\_FILE.  
See legend for details.

