

## 0. SCIAMACHY Daily Report for level 0 products

### [0.1 General Info](#)

### [0.2 Product Quality Indicators](#)

### [0.3 ADF monitoring](#)

#### 0.1 General Info

This report contains a daily analysis on parameters extracted from SCIAMACHY level 0 data (The SCI\_NL\_\_0P product).

##### 0.1.1 Report summary

The table below shows general characteristics of the data that are included into this report.

Item	Value
Report version	vdraft_20050403
Time of report generation	09MAY2005 05:09:56
Data source version	PFHS/5.32-N
Processing scope for products	05MAY2005 00:00:00 to 06MAY2005 00:00:00
Start time of first product within scope	04MAY2005 22:23:35
Stop time of last product within scope	06MAY2005 01:14:32
Total number of level 0 products	14
Number of level 0 products with errors	14

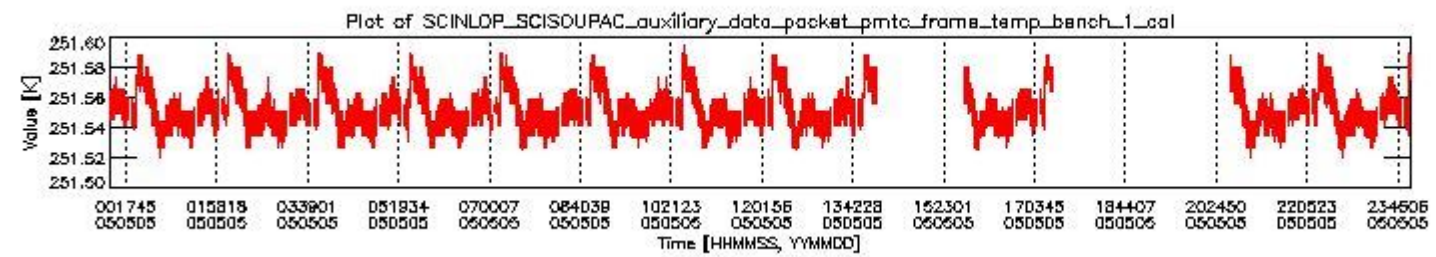
##### 0.1.2 Summary per product

The following table shows a summary for each product used in this report.

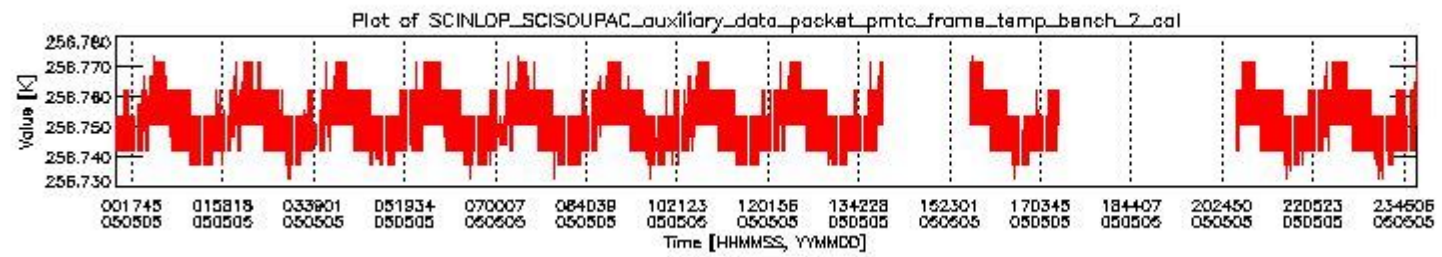
#	Product name	Start time	Stop time	Prod err	ISP err sign	ISP miss sign	ISP disc sign	rs sign
0	SCI_NL__0PNPDE20050504_222335_000061592037_00029_16616_3047.N1	04MAY2005 22:23:35	05MAY2005 00:06:15	1	0	1	0	0
1	SCI_NL__0PNPDE20050505_000615_000058672037_00030_16617_3048.N1	05MAY2005 00:06:15	05MAY2005 01:44:02	1	0	1	0	0
2	SCI_NL__0PNPDE20050505_014318_000044162037_00031_16618_3049.N1	05MAY2005 01:43:18	05MAY2005 02:56:55	1	0	1	0	0
3	SCI_NL__0PNPDE20050505_025655_000061602037_00032_16619_3050.N1	05MAY2005 02:56:55	05MAY2005 04:39:35	1	0	1	0	0
4	SCI_NL__0PNPDE20050505_043935_000060352037_00033_16620_3051.N1	05MAY2005 04:39:35	05MAY2005 06:20:10	1	0	1	0	0
5	SCI_NL__0PNPDK20050505_062010_000041002037_00034_16621_3425.N1	05MAY2005 06:20:10	05MAY2005 07:28:31	1	0	1	0	0
6	SCI_NL__0PNPDK20050505_072831_000061042037_00035_16622_3426.N1	05MAY2005 07:28:31	05MAY2005 09:10:15	1	0	1	0	0
7	SCI_NL__0PNPDK20050505_091015_000059672037_00036_16623_3427.N1	05MAY2005 09:10:15	05MAY2005 10:49:42	1	0	1	0	0
8	SCI_NL__0PNPDK20050505_104846_000059792037_00037_16624_3428.N1	05MAY2005 10:48:46	05MAY2005 12:28:26	1	0	1	0	0
9	SCI_NL__0PNPDK20050505_122826_000059672037_00038_16625_3429.N1	05MAY2005 12:28:26	05MAY2005 14:07:53	1	0	1	0	0
10	SCI_NL__0PNPDK20050505_154420_000059552037_00040_16627_3431.N1	05MAY2005 15:44:20	05MAY2005 17:23:36	1	0	1	0	0
11	SCI_NL__0PNPDE20050505_203954_000043632037_00043_16630_3052.N1	05MAY2005 20:39:54	05MAY2005 21:52:37	1	0	1	0	0
12	SCI_NL__0PNPDE20050505_215109_000062872037_00043_16630_3053.N1	05MAY2005 21:51:09	05MAY2005 23:35:56	1	0	1	0	0
13	SCI_NL__0PNPDE20050505_233433_000059992037_00044_16631_3054.N1	05MAY2005 23:34:33	06MAY2005 01:14:32	1	0	1	0	0

## 0.2 Product Quality Indicators

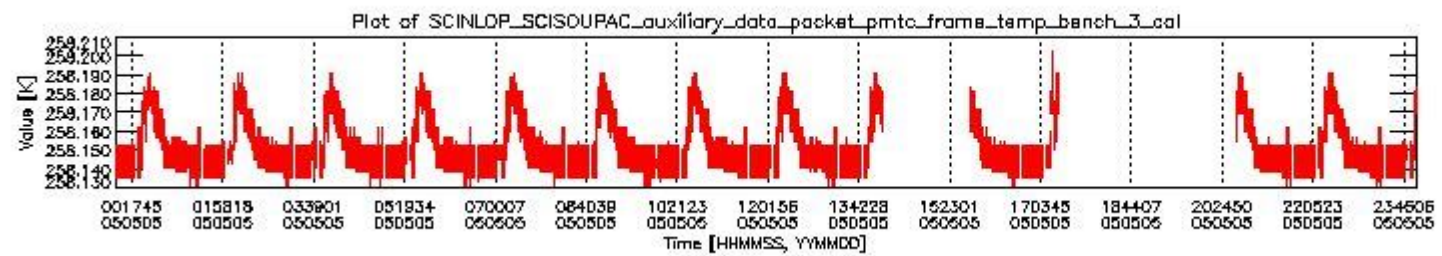
This section shows information about product quality, currently temperatures.



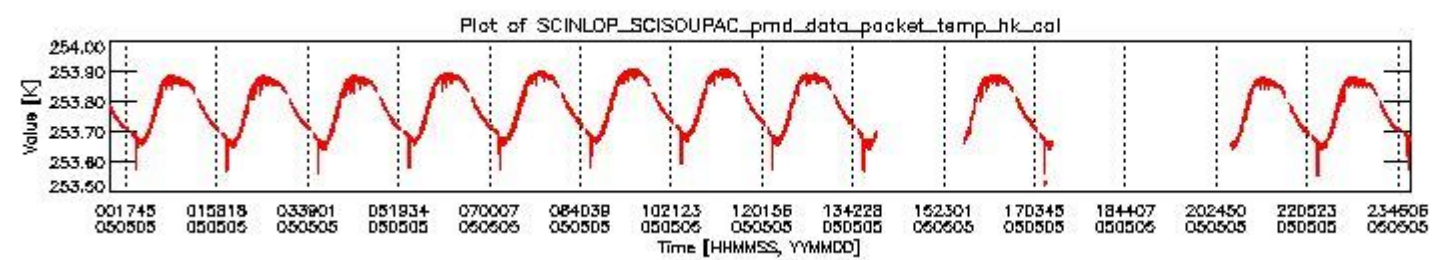
sciamachy\_daily\_report\_level0\_PFHS\_5\_32\_N\_20050505\_0.PNG



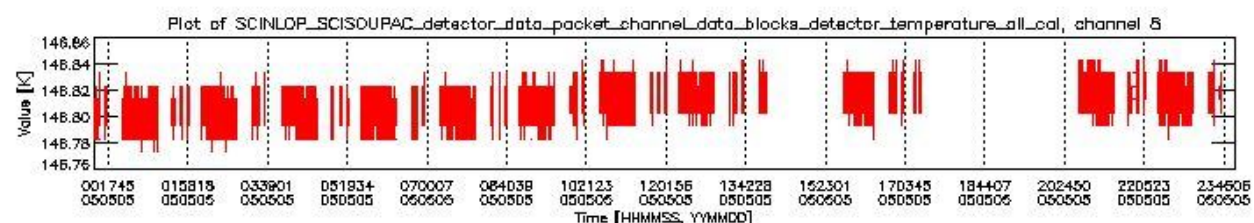
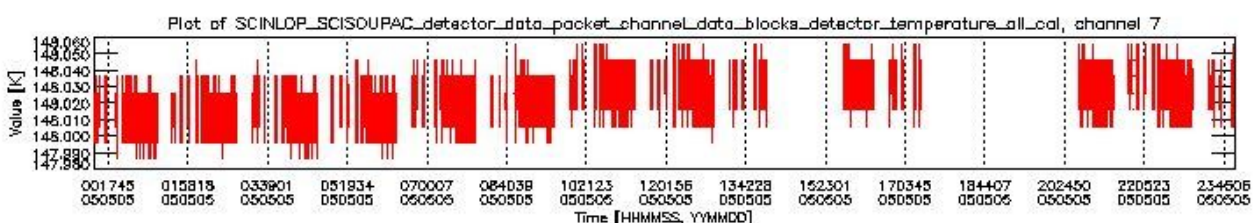
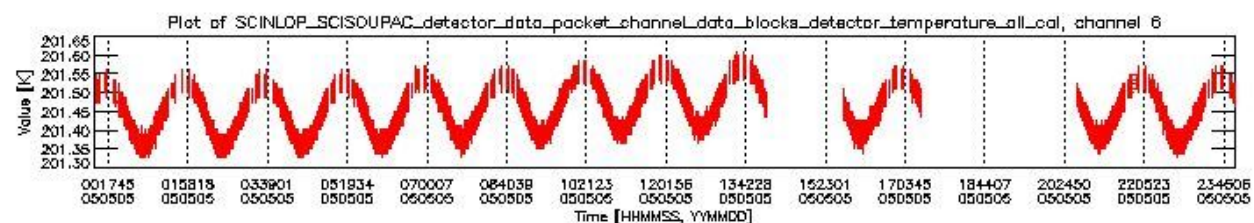
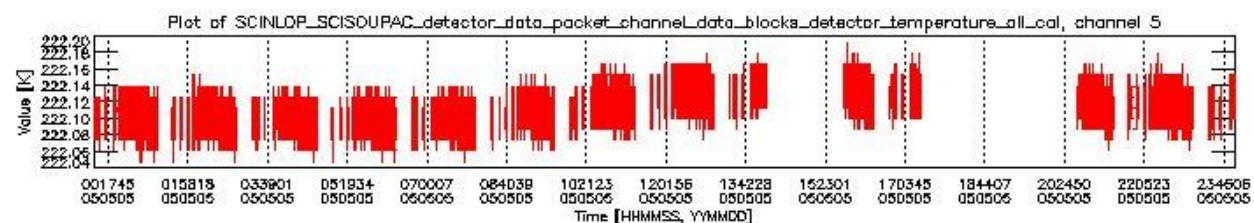
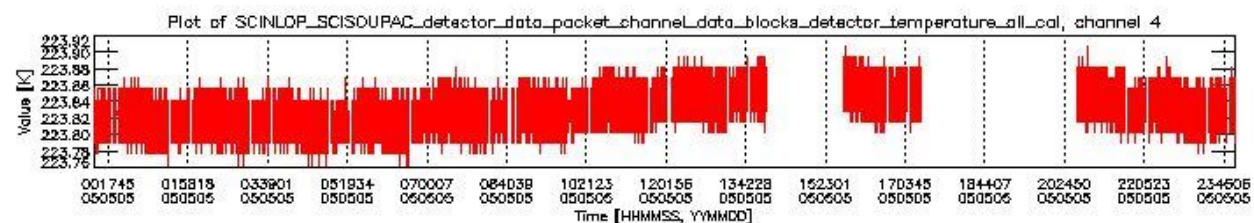
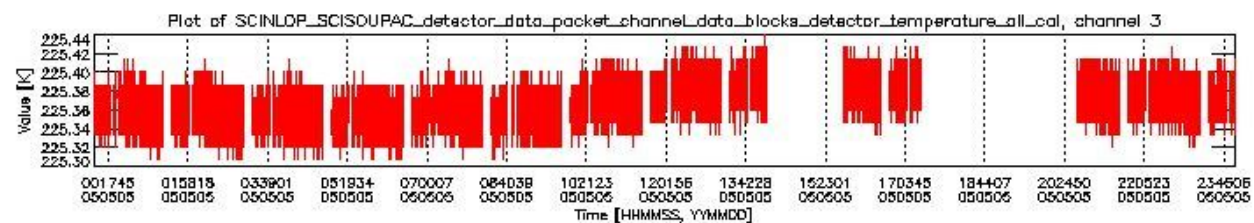
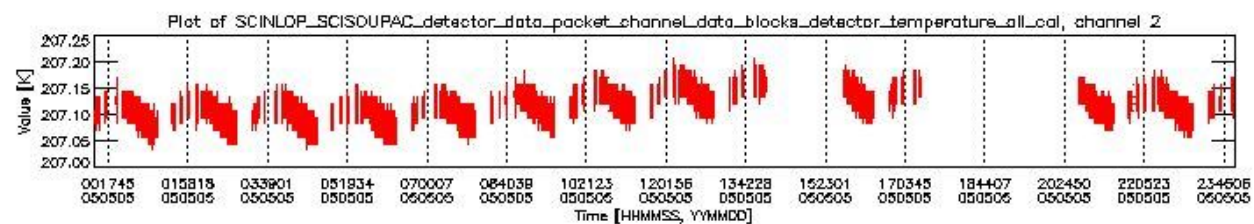
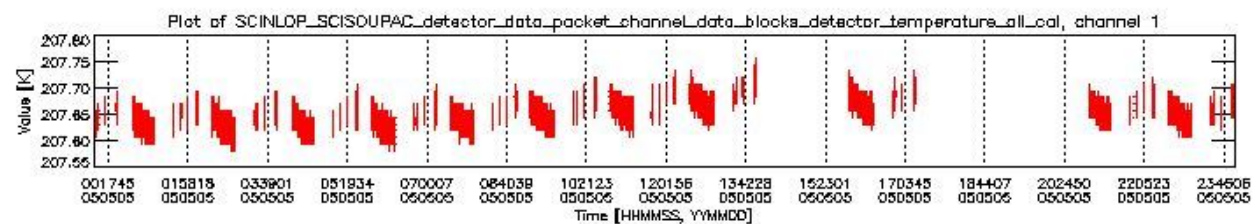
sciamachy\_daily\_report\_level0\_PFHS\_5\_32\_N\_20050505\_1.PNG



sciamachy\_daily\_report\_level0\_PFHS\_5\_32\_N\_20050505\_2.PNG



sciamachy\_daily\_report\_level0\_PFHS\_5\_32\_N\_20050505\_3.PNG



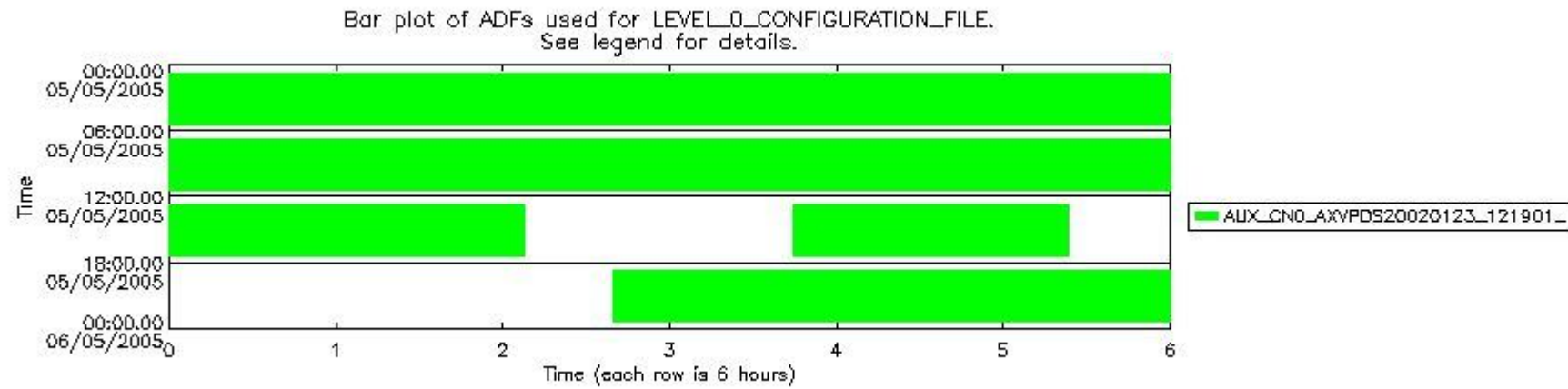
### 0.3 ADF monitoring

This section shows the (variation in) ADFs used for each of the products. It consists of:

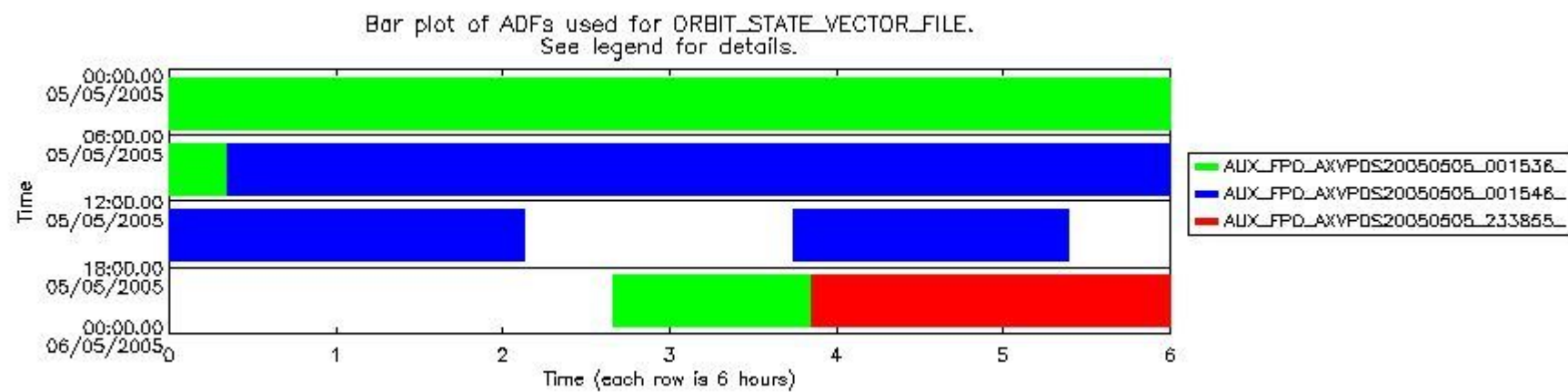
- A table showing which ADFs were used for processing (red values indicate that multiple ADFs of the same type were used)
- Various time line plots, one for each ADF, which show when which ADF was used.

If multiple ADFs of a single type were used, these are marked **red** in the table.

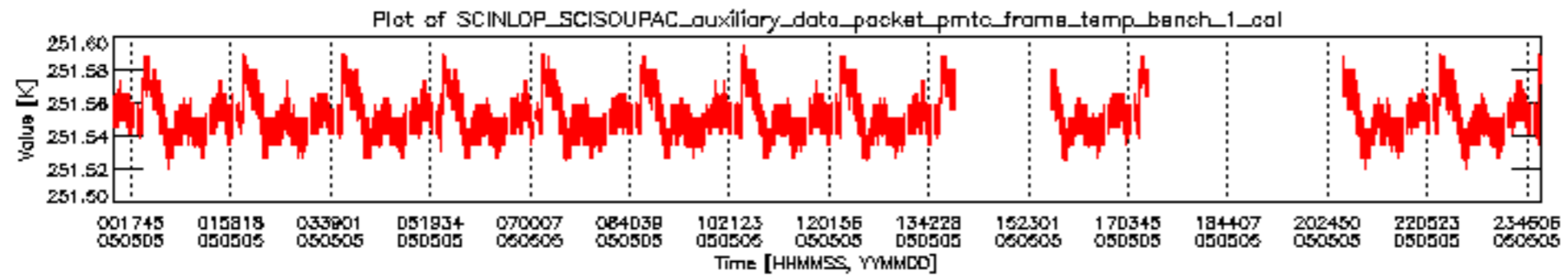
Number	ADF
	<b>CNO (LEVEL_0_CONFIGURATION_FILE)</b>
0	AUX_CNO_AXVPDS20020123_121901_20020101_000000_20200101_000000
	<b>FPO (ORBIT_STATE_VECTOR_FILE)</b>
1	AUX_FPO_AXVPDS20050505_001536_20050504_191555_20050514_204208
2	AUX_FPO_AXVPDS20050505_001546_20050504_191555_20050514_204208
3	AUX_FPO_AXVPDS20050505_233855_20050505_184418_20050515_201031

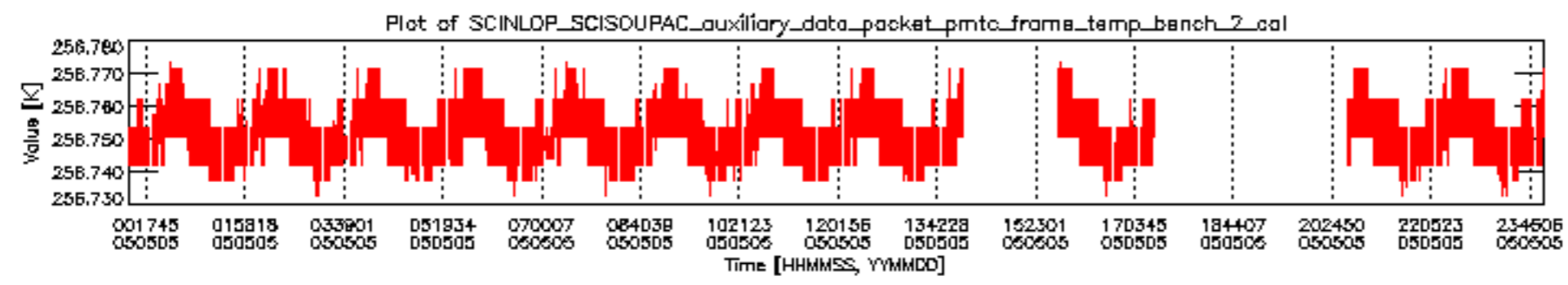


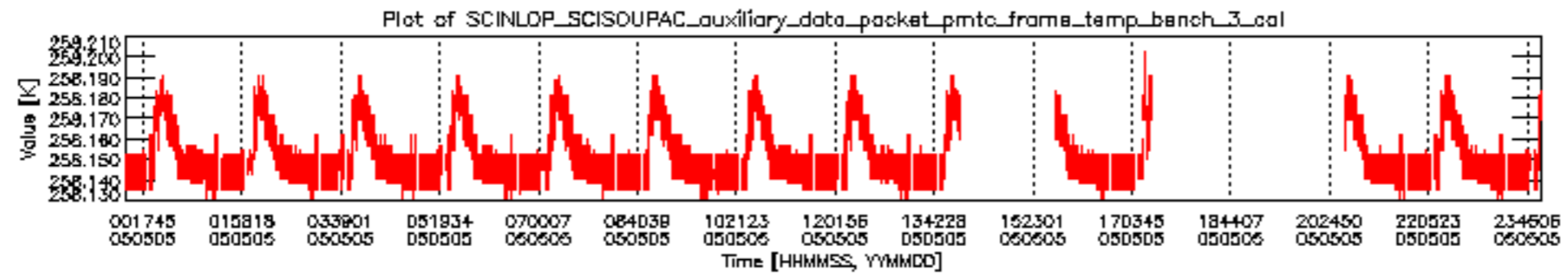
sciamachy\_daily\_report\_level0\_PFHS\_5\_32\_N\_20050505\_5.PNG

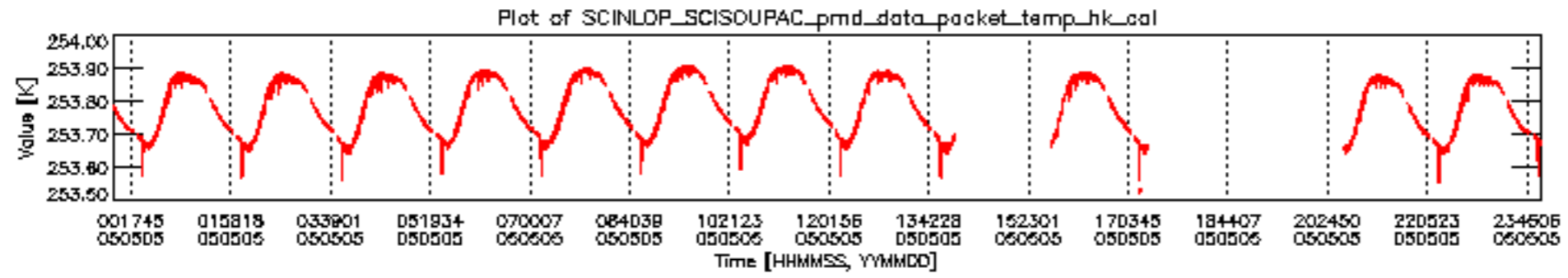


sciamachy\_daily\_report\_level0\_PFHS\_5\_32\_N\_20050505\_6.PNG

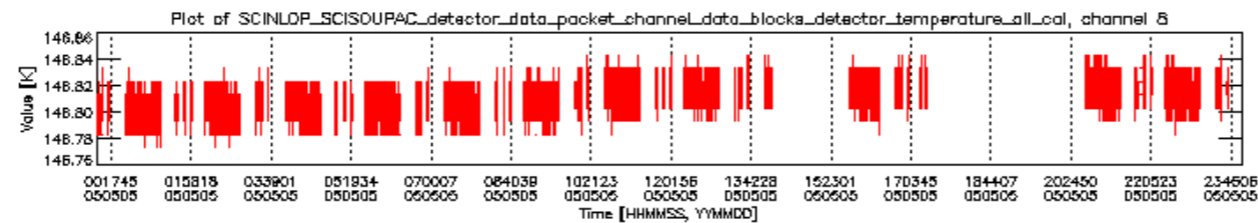
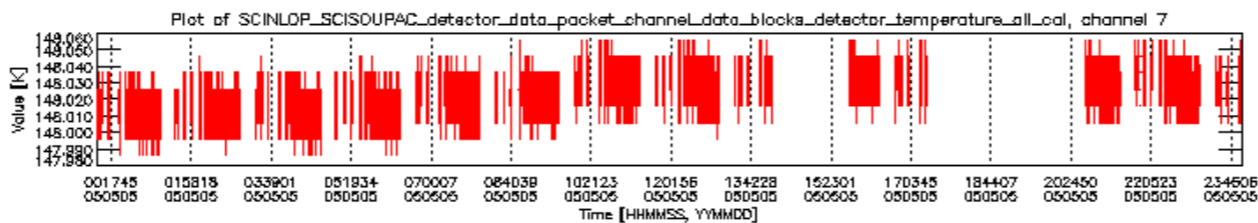
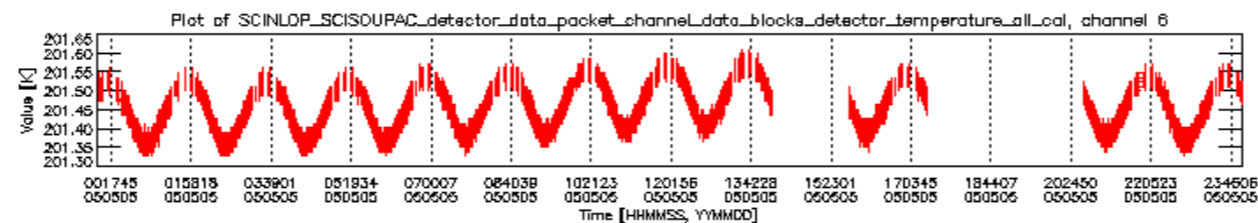
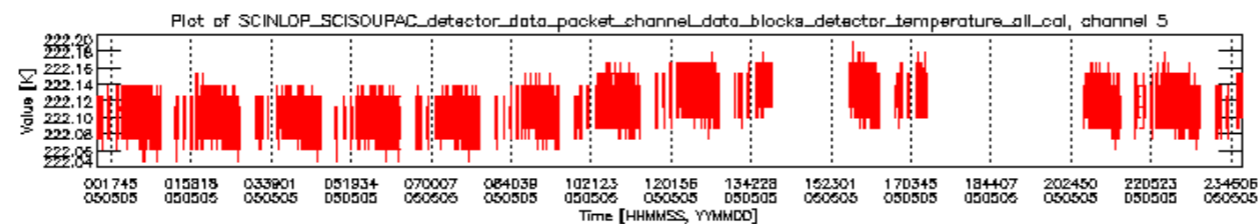
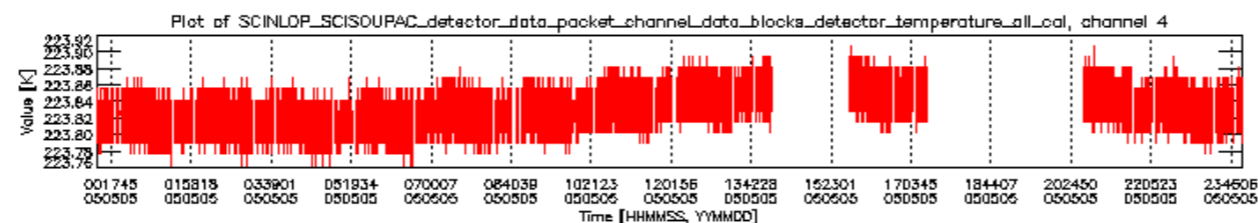
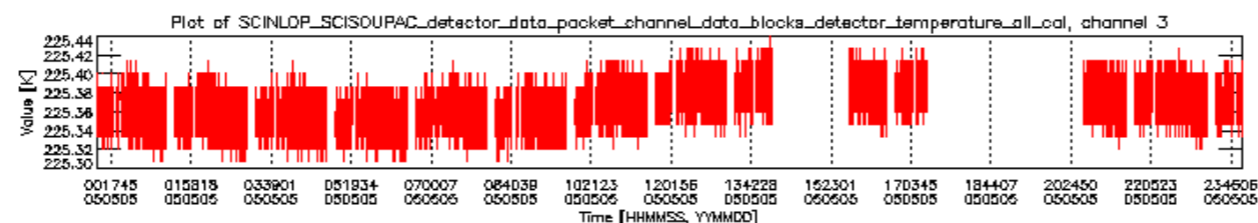
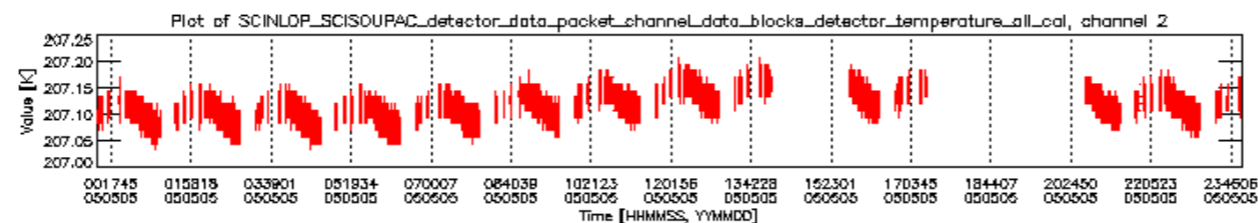
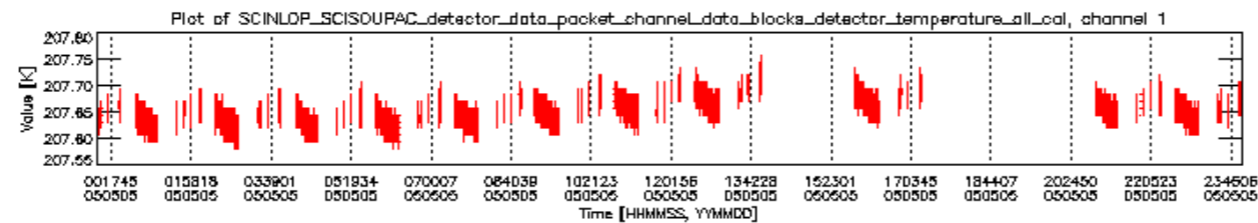


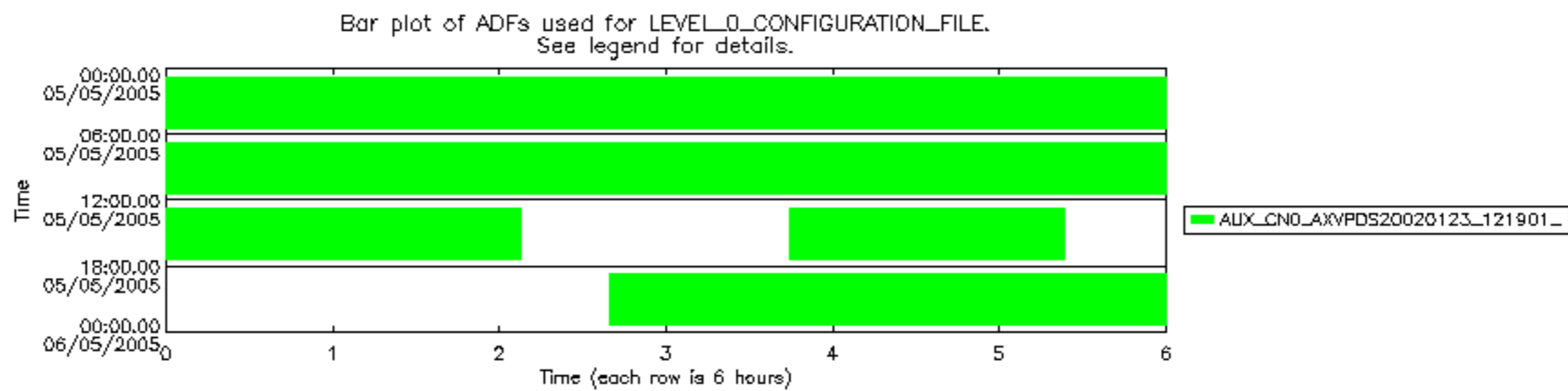












Bar plot of ADFs used for ORBIT\_STATE\_VECTOR\_FILE.  
See legend for details.

