

# 0. SCIAMACHY Daily Report for level 0 products

## [0.1 General Info](#)

### [0.2 Product Quality Indicators](#)

### [0.3 ADF monitoring](#)

## 0.1 General Info

This report contains a daily analysis on parameters extracted from SCIAMACHY level 0 data (The SCI\_NL\_\_0P product).

### 0.1.1 Report summary

The table below shows general characteristics of the data that are included into this report.

Item	Value
Report version	vdraft_20050403
Time of report generation	08MAY2005 02:27:07
Data source version	PFHS/5.32-N
Processing scope for products	04MAY2005 00:00:00 to 05MAY2005 00:00:00
Start time of first product within scope	03MAY2005 22:55:18
Stop time of last product within scope	05MAY2005 00:06:15
Total number of level 0 products	10
Number of level 0 products with errors	10

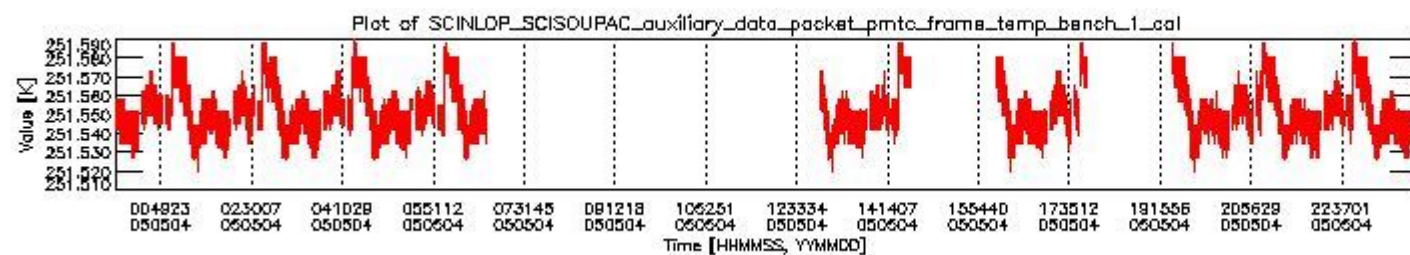
### 0.1.2 Summary per product

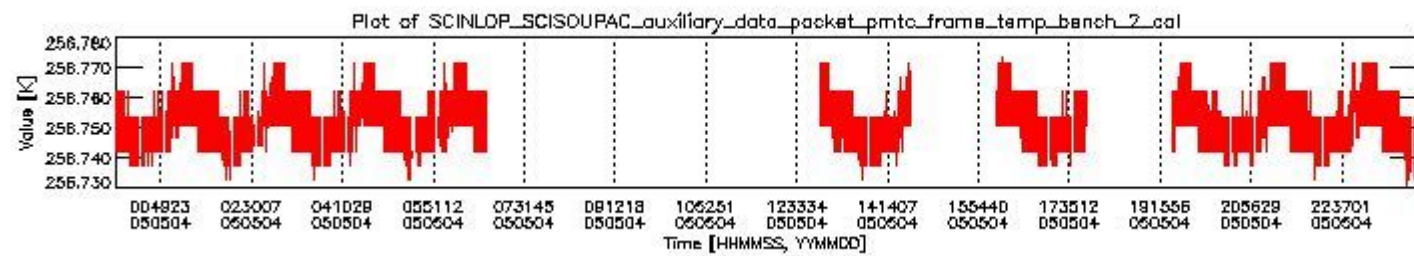
The following table shows a summary for each product used in this report.

#	Product name	Start time	Stop time	Prod err	ISP err sign	ISP miss sign	ISP disc sign	rs sign
0	SCI_NL__0PNPDE20050503_225518_000061592037_00015_16602_3041.N1	03MAY2005 22:55:18	04MAY2005 00:37:57	1	0	1	0	0
1	SCI_NL__0PNPDE20050504_003724_000057292037_00016_16603_3042.N1	04MAY2005 00:37:24	04MAY2005 02:12:53	1	0	1	0	0
2	SCI_NL__0PNPDE20050504_021206_000045902037_00017_16604_3043.N1	04MAY2005 02:12:06	04MAY2005 03:28:36	1	0	1	0	0
3	SCI_NL__0PNPDE20050504_032836_000061602037_00018_16605_3044.N1	04MAY2005 03:28:36	04MAY2005 05:11:16	1	0	1	0	0
4	SCI_NL__0PNPDE20050504_051007_000059792037_00019_16606_3045.N1	04MAY2005 05:10:07	04MAY2005 06:49:47	1	0	1	0	0
5	SCI_NL__0PNPDK20050504_125859_000059672037_00024_16611_3420.N1	04MAY2005 12:58:59	04MAY2005 14:38:26	1	0	1	0	0
6	SCI_NL__0PNPDK20050504_161357_000059552037_00026_16613_3422.N1	04MAY2005 16:13:57	04MAY2005 17:53:13	1	0	1	0	0
7	SCI_NL__0PNPDK20050504_192924_000063112037_00028_16615_3424.N1	04MAY2005 19:29:24	04MAY2005 21:14:35	1	0	1	0	0
8	SCI_NL__0PNPDE20050504_211339_000042392037_00029_16616_3046.N1	04MAY2005 21:13:39	04MAY2005 22:24:19	1	0	1	0	0
9	SCI_NL__0PNPDE20050504_222335_000061592037_00029_16616_3047.N1	04MAY2005 22:23:35	05MAY2005 00:06:15	1	0	1	0	0

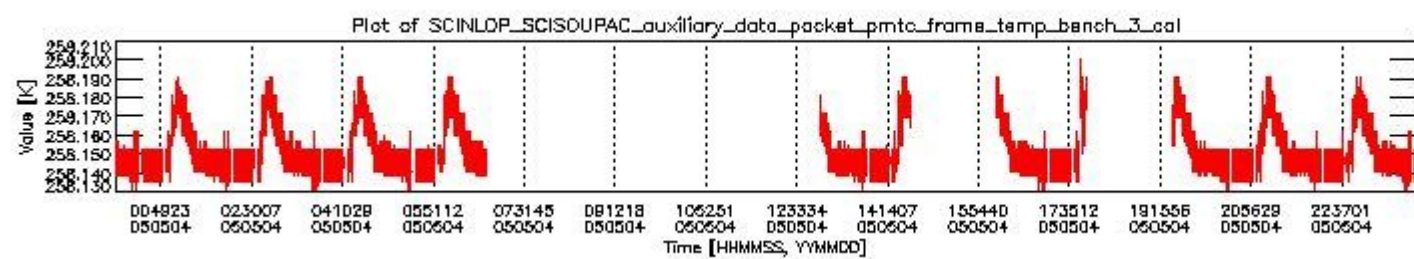
## 0.2 Product Quality Indicators

This section shows information about product quality, currently temperatures.

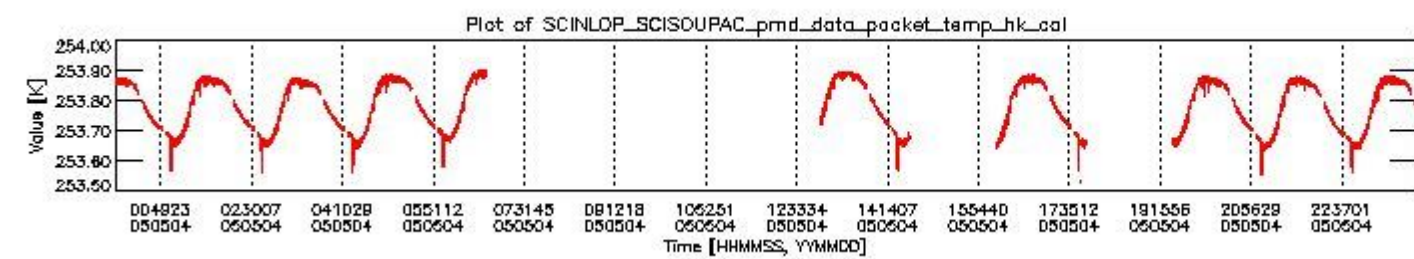




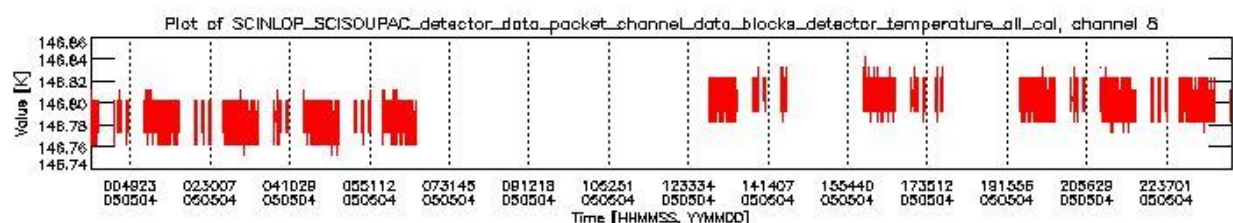
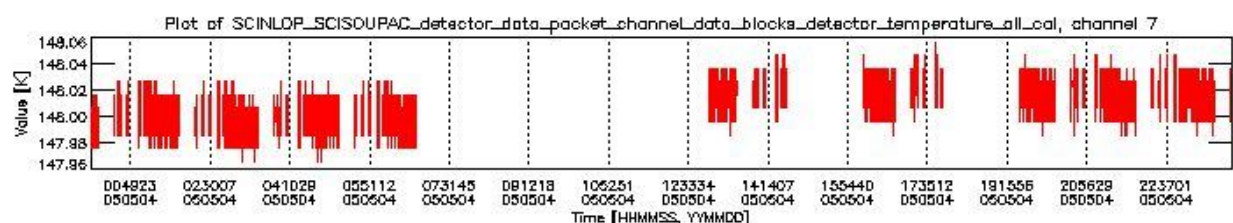
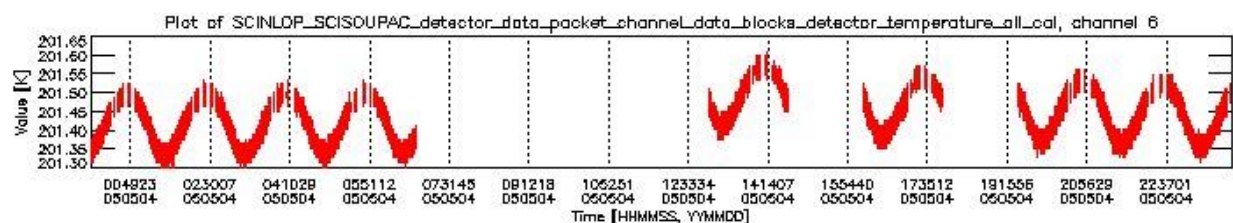
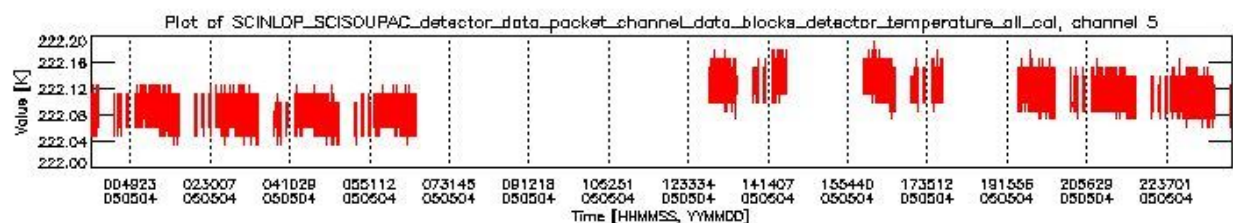
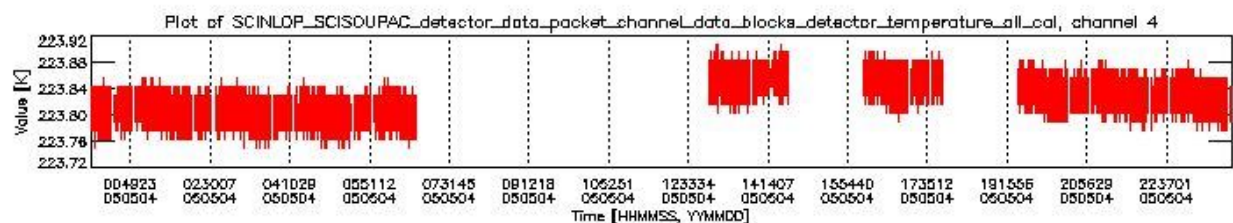
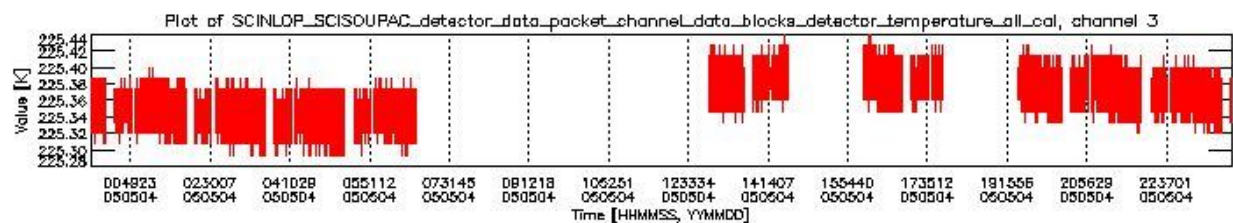
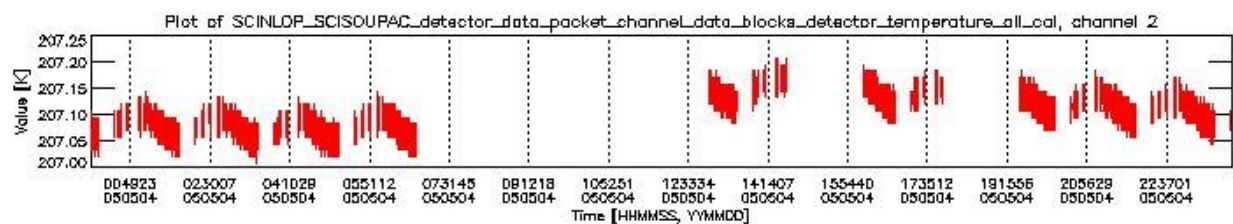
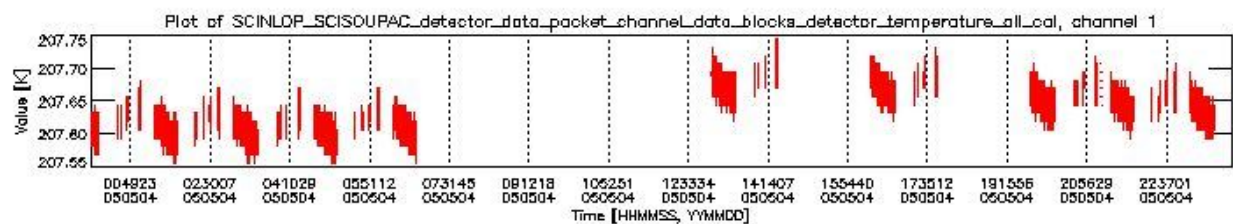
sciamachy\_daily\_report\_level0\_PFHS\_5\_32\_N\_20050504\_1.PNG



sciamachy\_daily\_report\_level0\_PFHS\_5\_32\_N\_20050504\_2.PNG



sciamachy\_daily\_report\_level0\_PFHS\_5\_32\_N\_20050504\_3.PNG



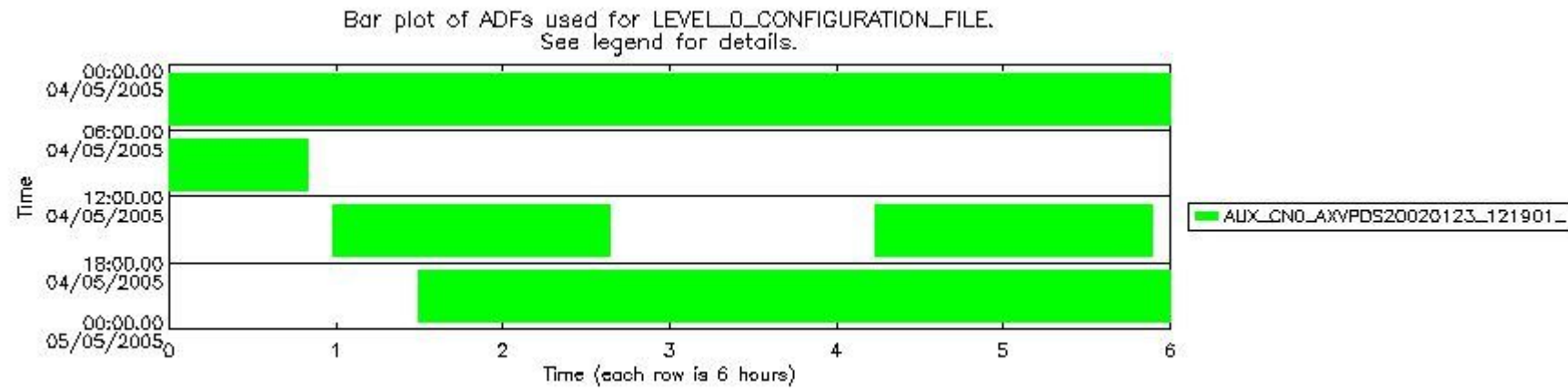
### 0.3 ADF monitoring

This section shows the (variation in) ADFs used for each of the products. It consists of:

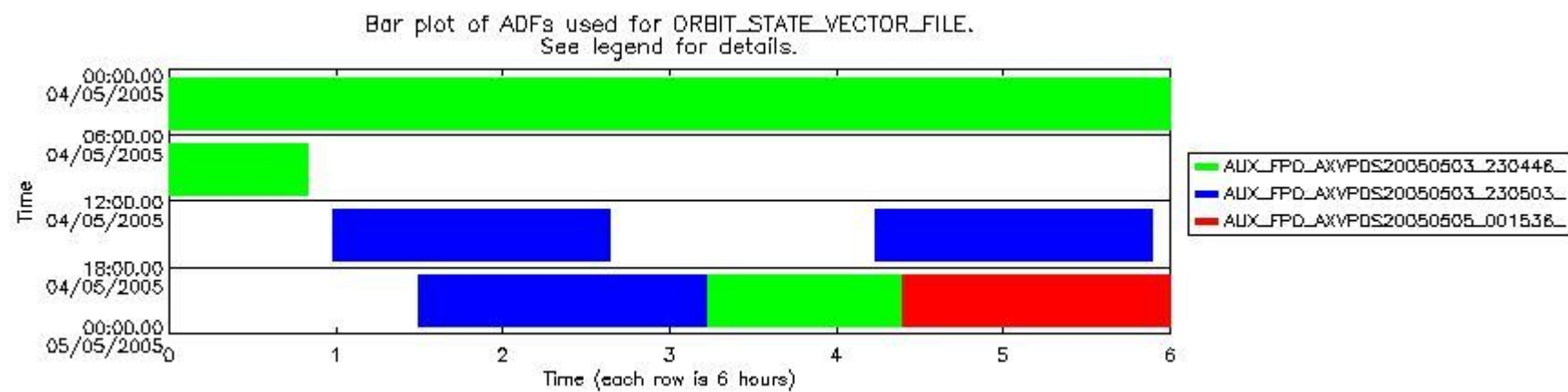
- A table showing which ADFs were used for processing (red values indicate that multiple ADFs of the same type were used)
- Various time line plots, one for each ADF, which show when which ADF was used.

If multiple ADFs of a single type were used, these are marked **red** in the table.

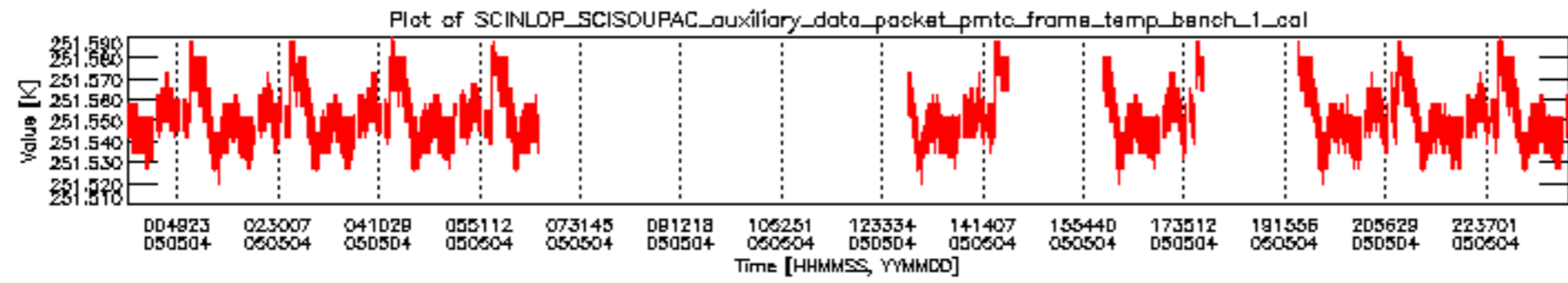
Number	ADF
	<b>CNO (LEVEL_0_CONFIGURATION_FILE)</b>
0	AUX_CNO_AXVPDS20020123_121901_20020101_000000_20200101_000000
	<b>FPO (ORBIT_STATE_VECTOR_FILE)</b>
1	AUX_FPO_AXVPDS20050503_230446_20050503_194732_20050513_211345
2	AUX_FPO_AXVPDS20050503_230503_20050503_194732_20050513_211345
3	AUX_FPO_AXVPDS20050505_001536_20050504_191555_20050514_204208

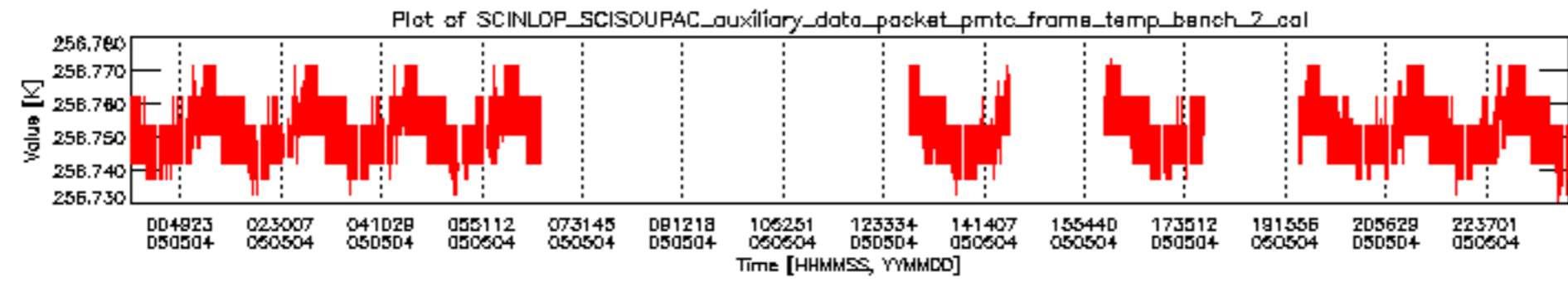


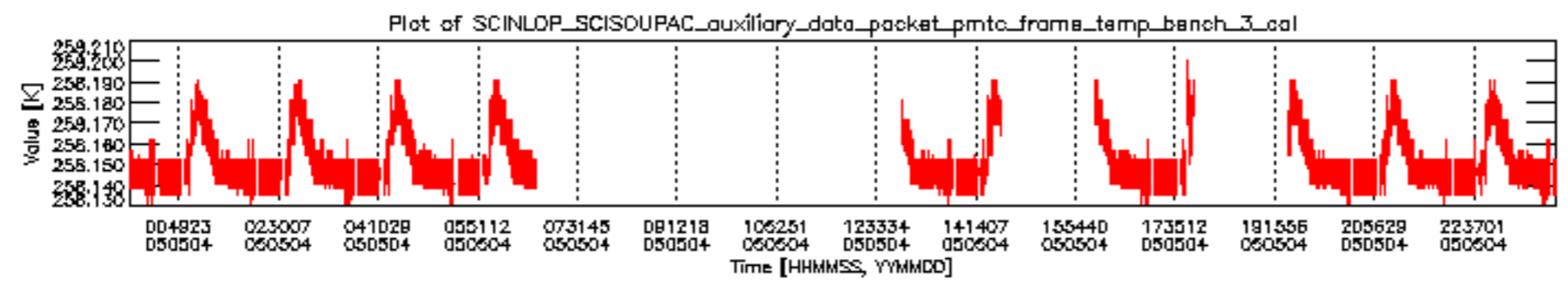
sciamachy\_daily\_report\_level0\_PFHS\_5\_32\_N\_20050504\_5.PNG

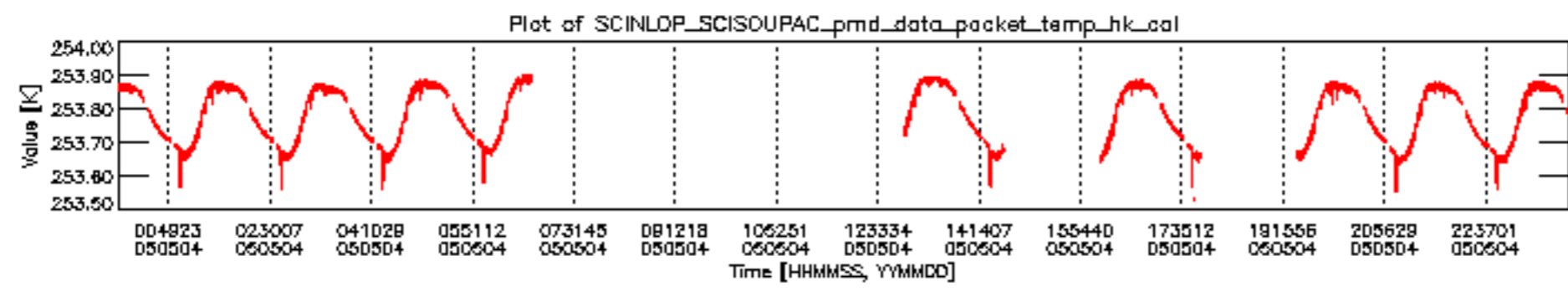


sciamachy\_daily\_report\_level0\_PFHS\_5\_32\_N\_20050504\_6.PNG

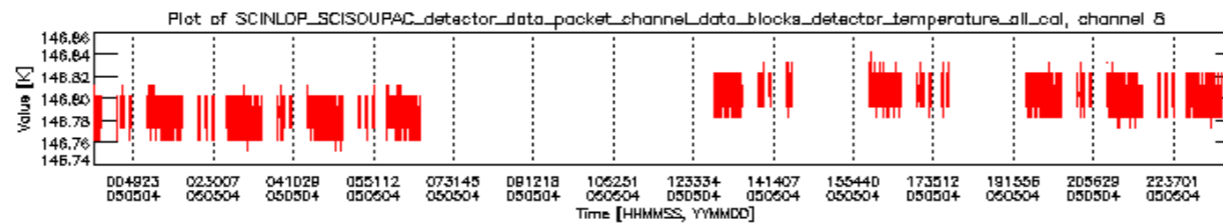
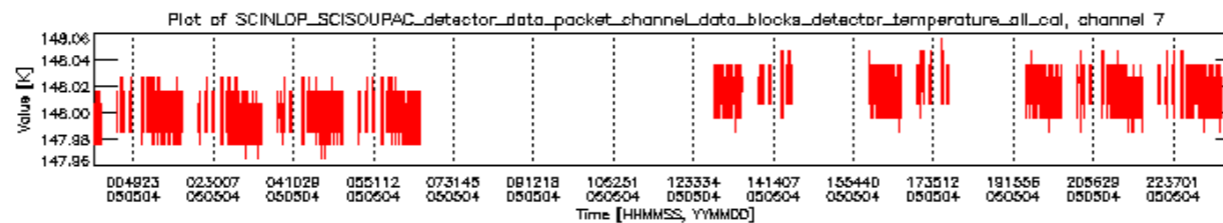
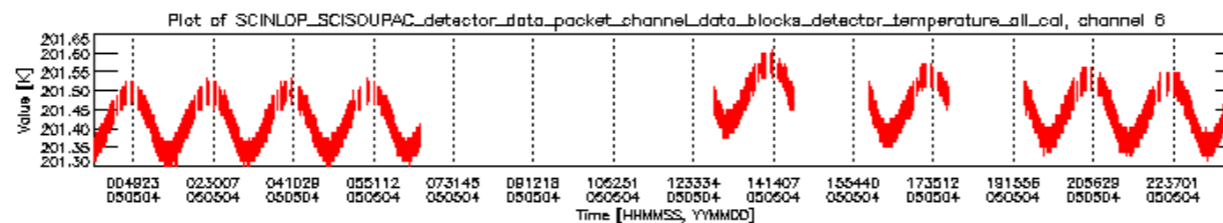
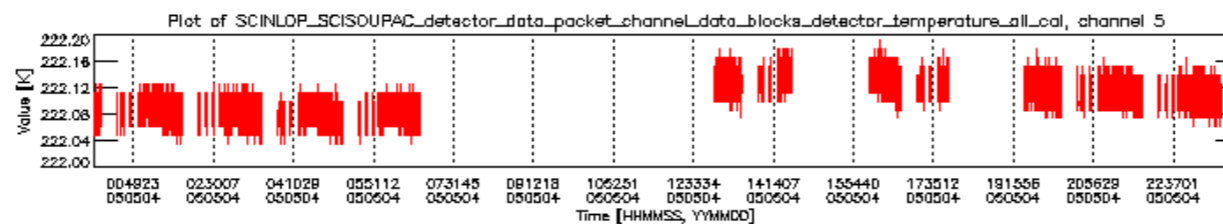
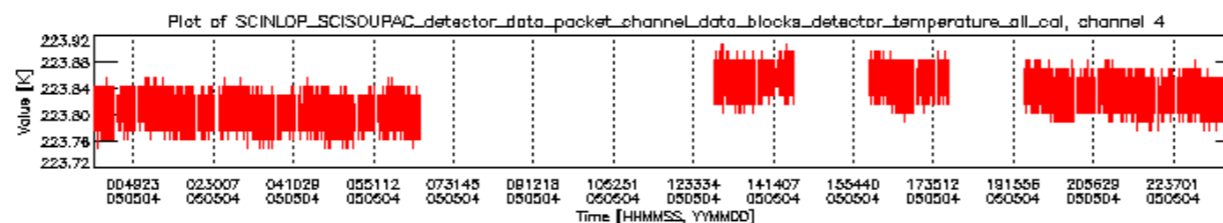
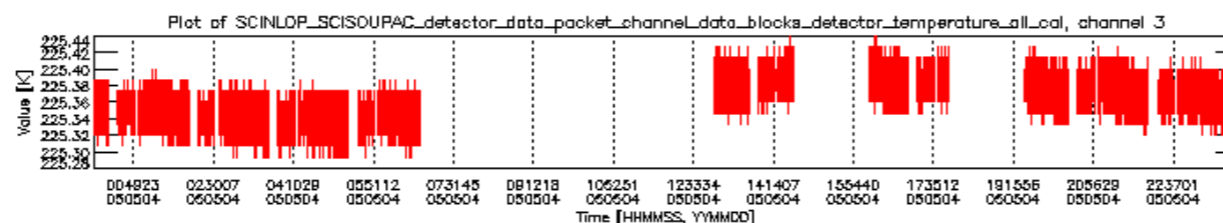
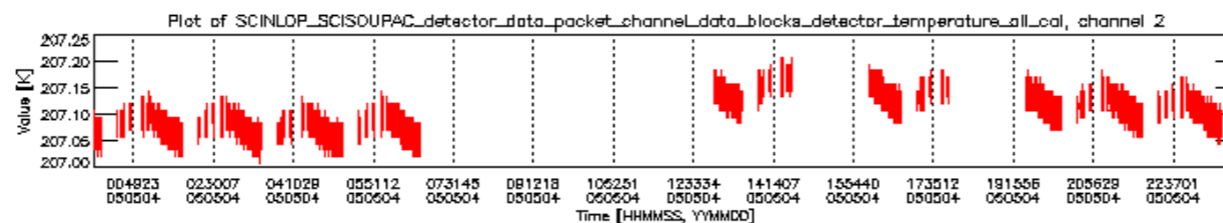
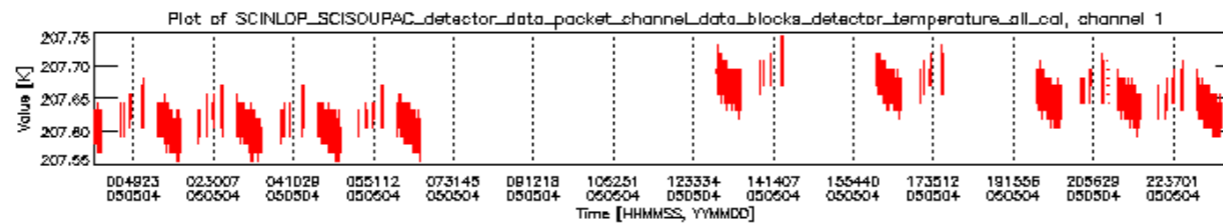


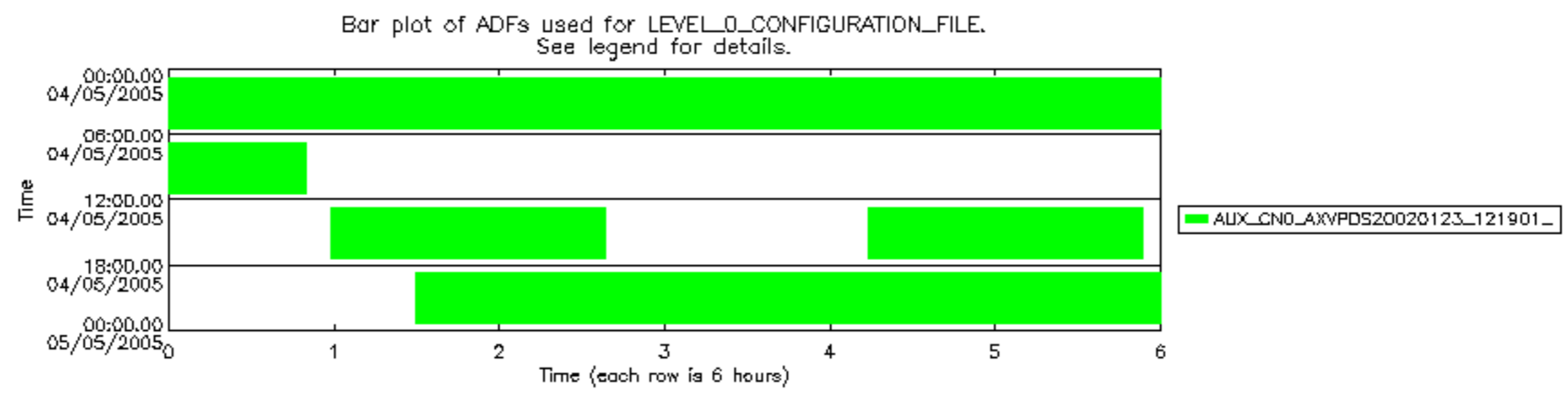












Bar plot of ADFs used for ORBIT\_STATE\_VECTOR\_FILE.  
See legend for details.

