

0. SCIAMACHY Daily Report for level 0 products

[0.1 General Info](#)

[0.2 Product Quality Indicators](#)

[0.3 ADF monitoring](#)

0.1 General Info

This report contains a daily analysis on parameters extracted from SCIAMACHY level 0 data (The SCI_NL__0P product).

0.1.1 Report summary

The table below shows general characteristics of the data that are included into this report.

Item	Value
Report version	vdraft_20050403
Time of report generation	07MAY2005 04:48:47
Data source version	PFHS/5.32-N
Processing scope for products	03MAY2005 00:00:00 to 04MAY2005 00:00:00
Start time of first product within scope	02MAY2005 23:25:32
Stop time of last product within scope	04MAY2005 00:37:57
Total number of level 0 products	16
Number of level 0 products with errors	16

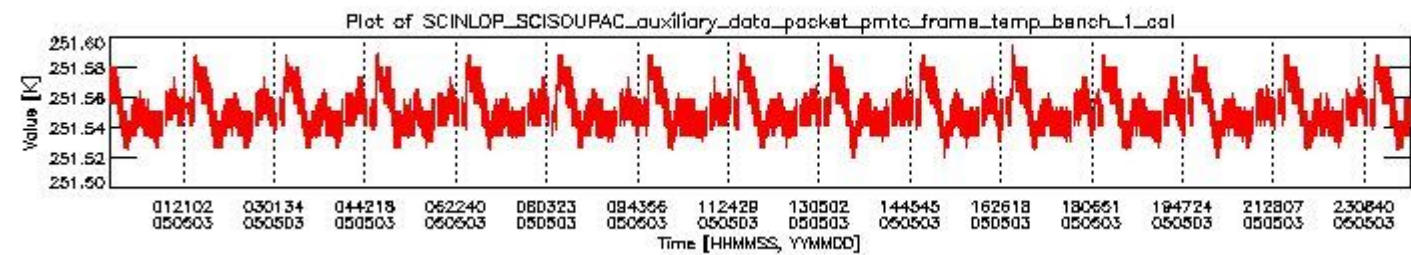
0.1.2 Summary per product

The following table shows a summary for each product used in this report.

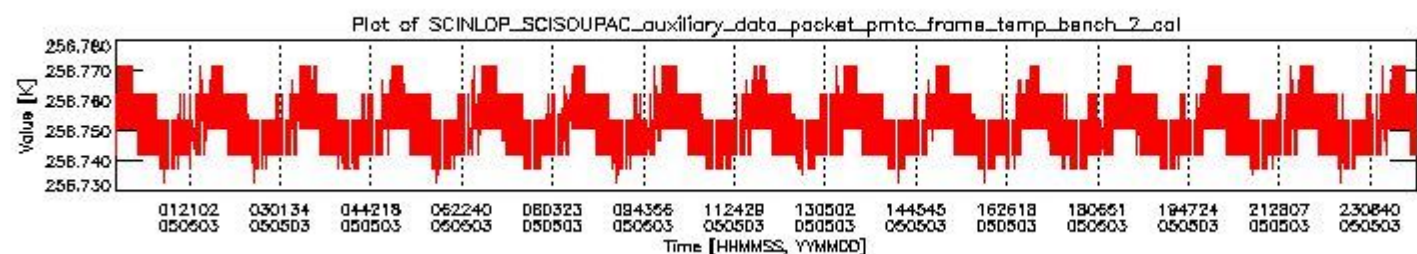
#	Product name	Start time	Stop time	Prod err	ISP err sign	ISP miss sign	ISP disc sign	rs sign
0	SCI_NL__0PNPDE20050502_232532_000062472037_00001_16588_3034.N1	02MAY2005 23:25:32	03MAY2005 01:09:40	1	0	1	0	0
1	SCI_NL__0PNPDE20050503_010853_000043052037_00002_16589_3035.N1	03MAY2005 01:08:53	03MAY2005 02:20:38	1	0	1	0	0
2	SCI_NL__0PNPDE20050503_021942_000061602037_00003_16590_3036.N1	03MAY2005 02:19:42	03MAY2005 04:02:22	1	0	1	0	0
3	SCI_NL__0PNPDE20050503_040126_000060912037_00004_16591_3037.N1	03MAY2005 04:01:26	03MAY2005 05:42:57	1	0	1	0	0
4	SCI_NL__0PNPDE20050503_054149_000061042037_00005_16592_3038.N1	03MAY2005 05:41:49	03MAY2005 07:23:33	1	0	1	0	0
5	SCI_NL__0PNPDK20050503_072333_000039762037_00006_16593_3406.N1	03MAY2005 07:23:33	03MAY2005 08:29:49	1	0	1	0	0
6	SCI_NL__0PNPDK20050503_082949_000061722037_00007_16594_3407.N1	03MAY2005 08:29:49	03MAY2005 10:12:42	1	0	1	0	0
7	SCI_NL__0PNPDK20050503_101133_000059662037_00008_16595_3408.N1	03MAY2005 10:11:33	03MAY2005 11:51:00	1	0	1	0	0
8	SCI_NL__0PNPDK20050503_115005_000060352037_00009_16596_3409.N1	03MAY2005 11:50:05	03MAY2005 13:30:40	1	0	1	0	0
9	SCI_NL__0PNPDK20050503_133040_000058422037_00010_16597_3410.N1	03MAY2005 13:30:40	03MAY2005 15:08:03	1	0	1	0	0
10	SCI_NL__0PNPDK20050503_150803_000057992037_00011_16598_3411.N1	03MAY2005 15:08:03	03MAY2005 16:44:42	1	0	1	0	0
11	SCI_NL__0PNPDK20050503_164238_000061362037_00012_16599_3412.N1	03MAY2005 16:42:38	03MAY2005 18:24:54	1	0	1	0	0
12	SCI_NL__0PNPDK20050503_182250_000061312037_00013_16600_3413.N1	03MAY2005 18:22:50	03MAY2005 20:05:02	1	0	1	0	0
13	SCI_NL__0PNPDE20050503_200257_000043952037_00014_16601_3039.N1	03MAY2005 20:02:57	03MAY2005 21:16:13	1	0	1	0	0
14	SCI_NL__0PNPDE20050503_211442_000060792037_00014_16601_3040.N1	03MAY2005 21:14:42	03MAY2005 22:56:02	1	0	1	0	0
15	SCI_NL__0PNPDE20050503_225518_000061592037_00015_16602_3041.N1	03MAY2005 22:55:18	04MAY2005 00:37:57	1	0	1	0	0

0.2 Product Quality Indicators

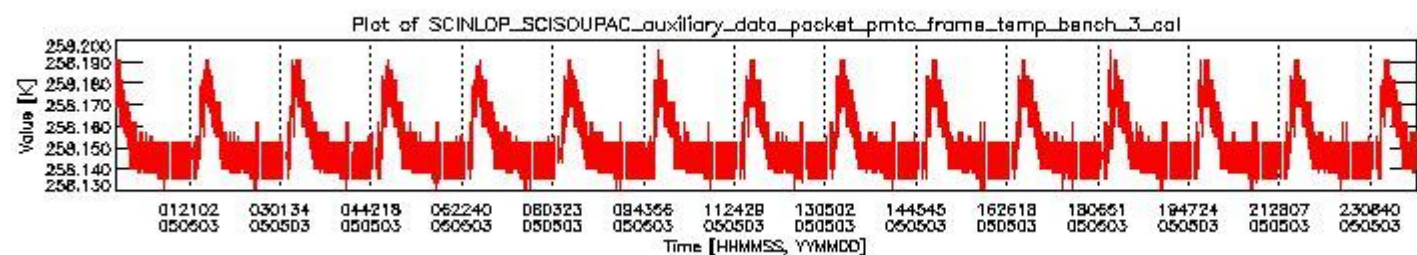
This section shows information about product quality, currently temperatures.



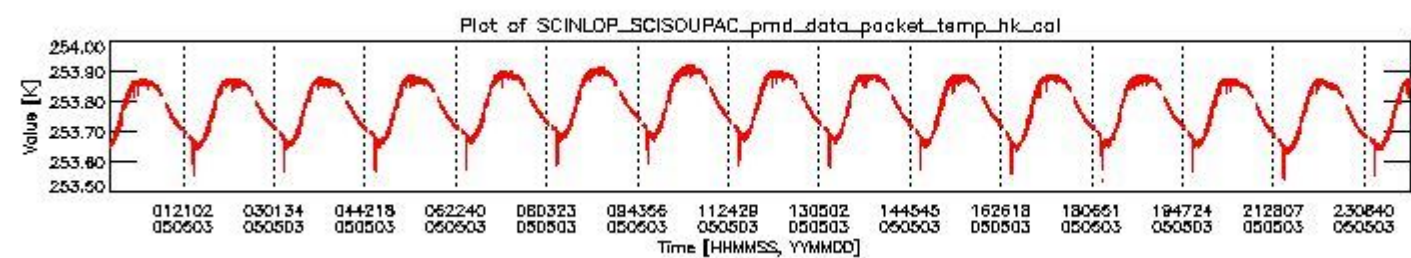
sciamachy_daily_report_level0_PFHS_5_32_N_20050503_0.PNG



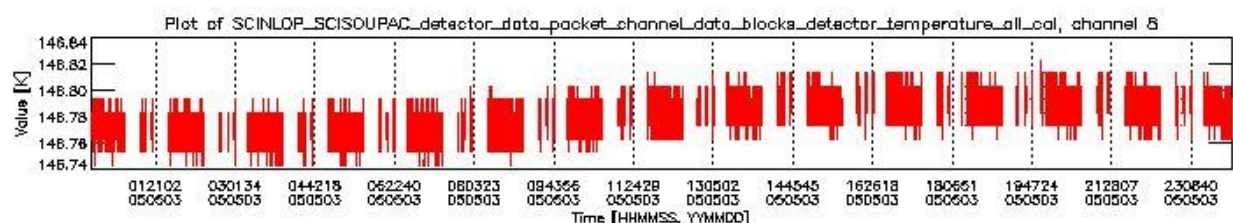
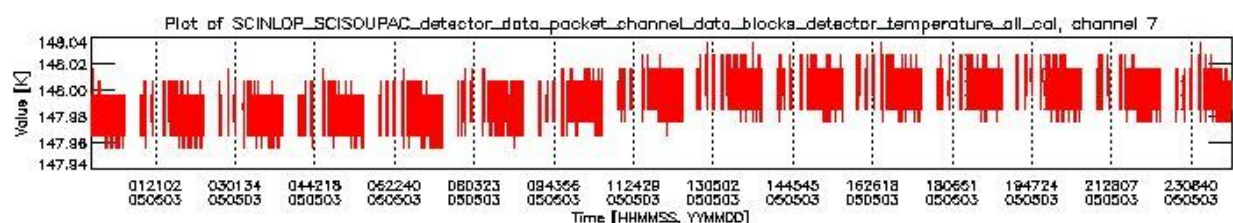
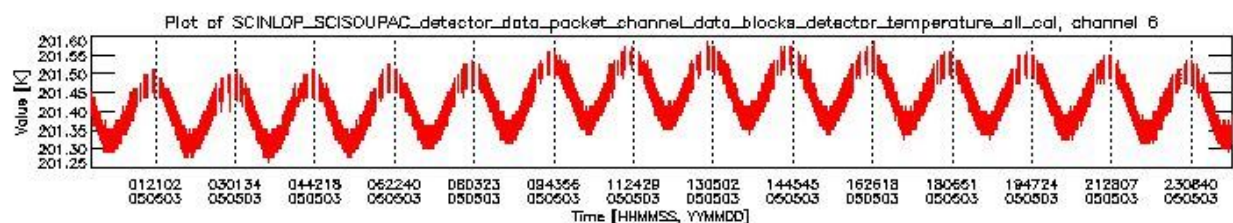
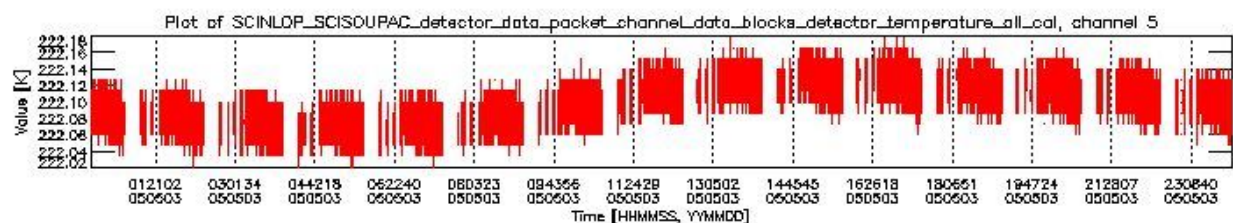
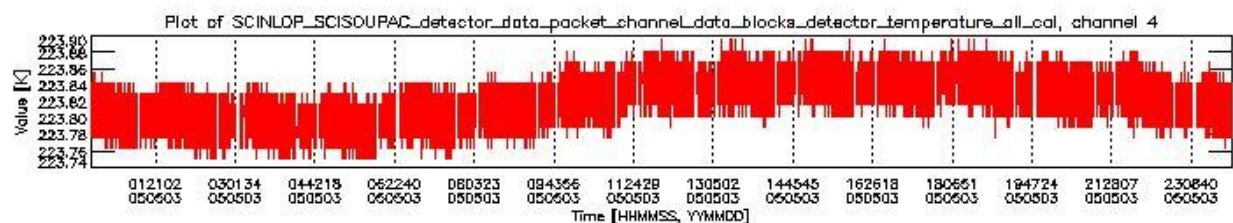
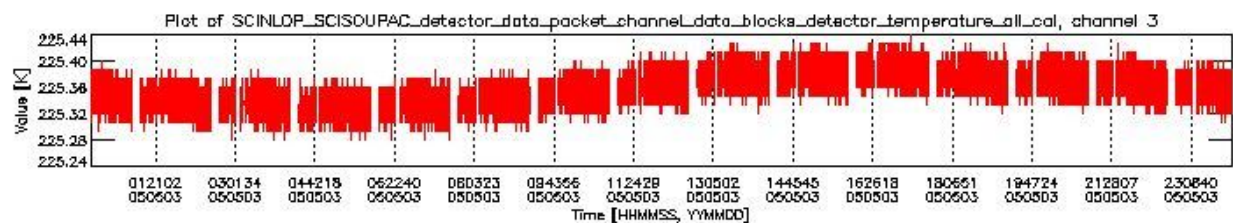
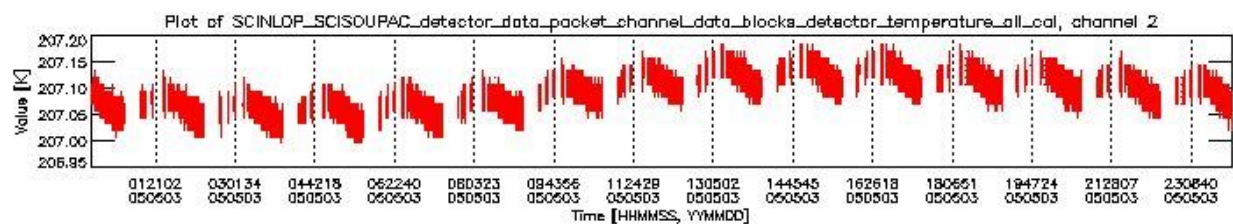
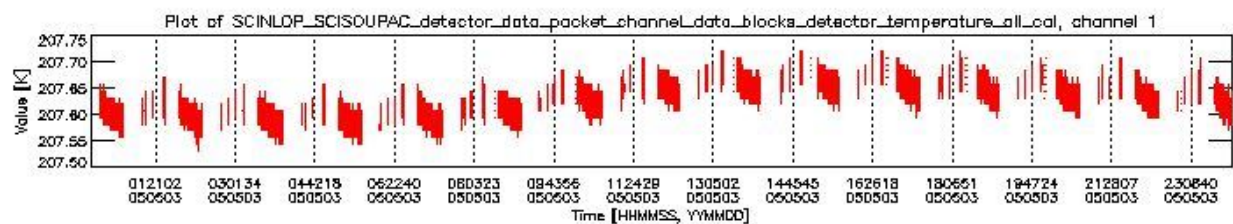
sciamachy_daily_report_level0_PFHS_5_32_N_20050503_1.PNG



sciamachy_daily_report_level0_PFHS_5_32_N_20050503_2.PNG



sciamachy_daily_report_level0_PFHS_5_32_N_20050503_3.PNG



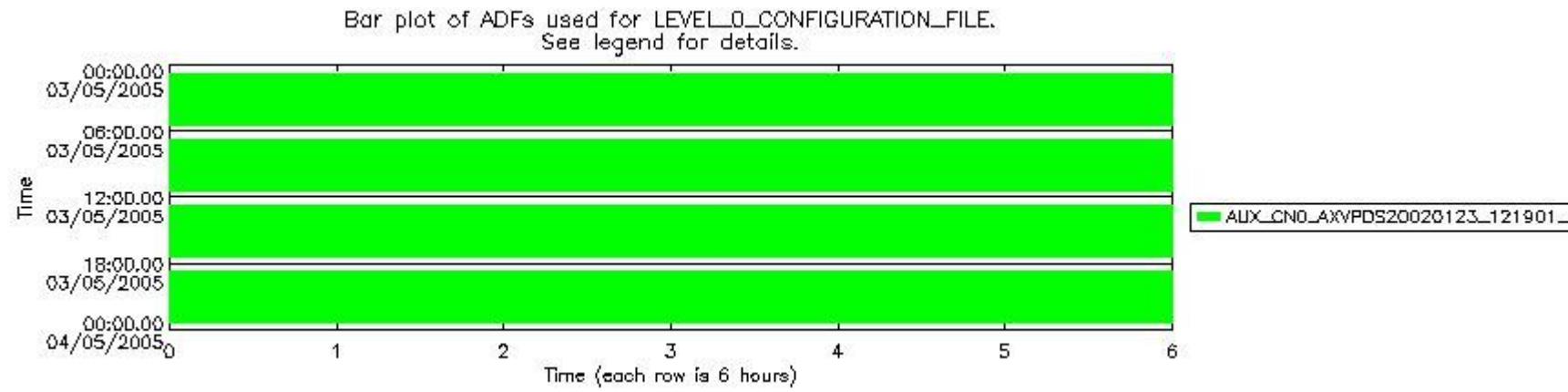
0.3 ADF monitoring

This section shows the (variation in) ADFs used for each of the products. It consists of:

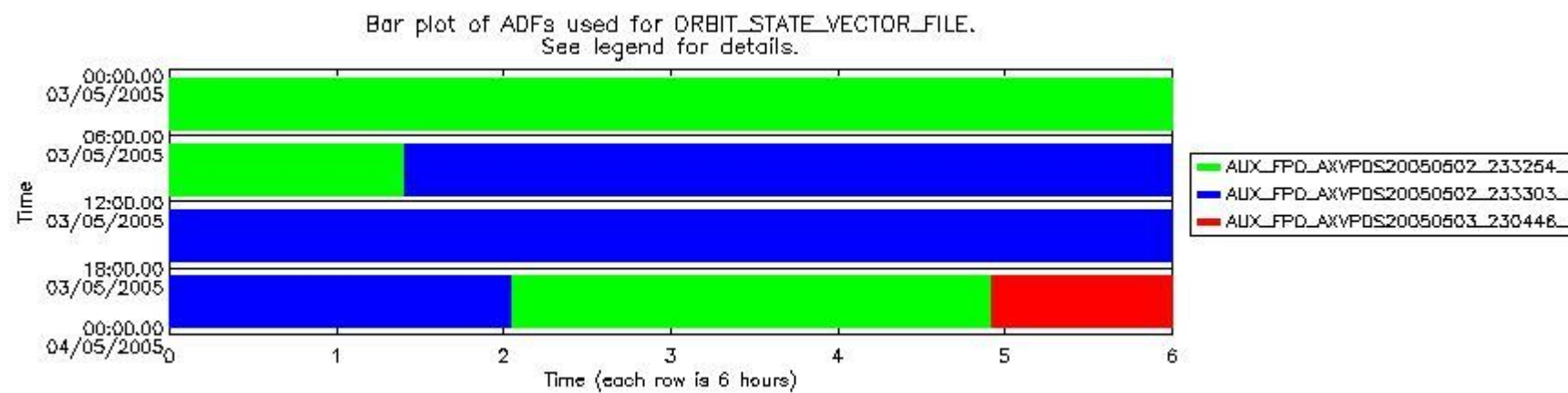
- A table showing which ADFs were used for processing (red values indicate that multiple ADFs of the same type were used)
- Various time line plots, one for each ADF, which show when which ADF was used.

If multiple ADFs of a single type were used, these are marked **red** in the table.

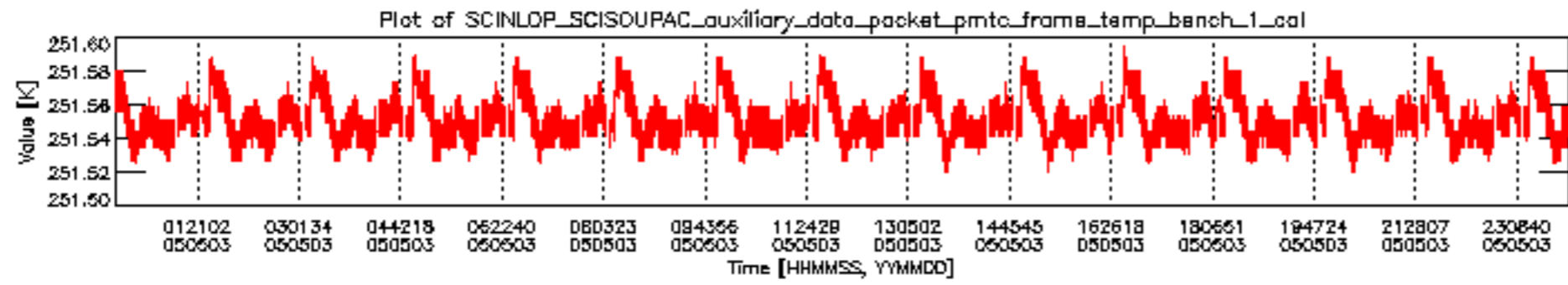
Number	ADF
	CNO (LEVEL_0_CONFIGURATION_FILE)
0	AUX_CNO_AXVPDS20020123_121901_20020101_000000_20200101_000000
	FPO (ORBIT_STATE_VECTOR_FILE)
1	AUX_FPO_AXVPDS20050502_233254_20050502_183833_20050512_200446
2	AUX_FPO_AXVPDS20050502_233303_20050502_183833_20050512_200446
3	AUX_FPO_AXVPDS20050503_230446_20050503_194732_20050513_211345

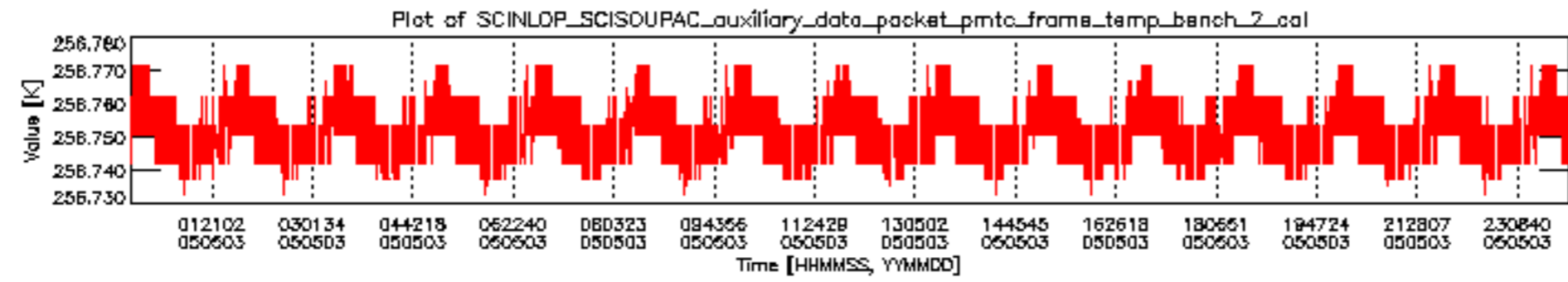


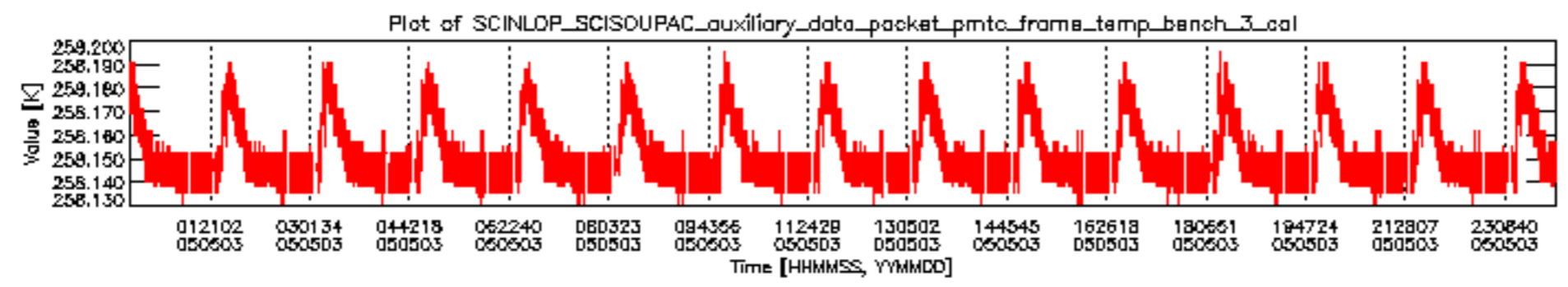
sciamachy_daily_report_level0_PFHS_5_32_N_20050503_5.PNG

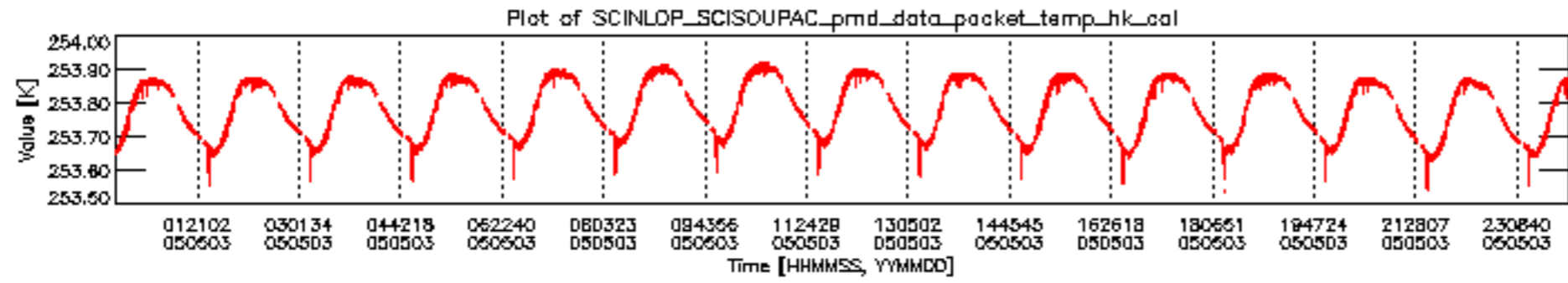


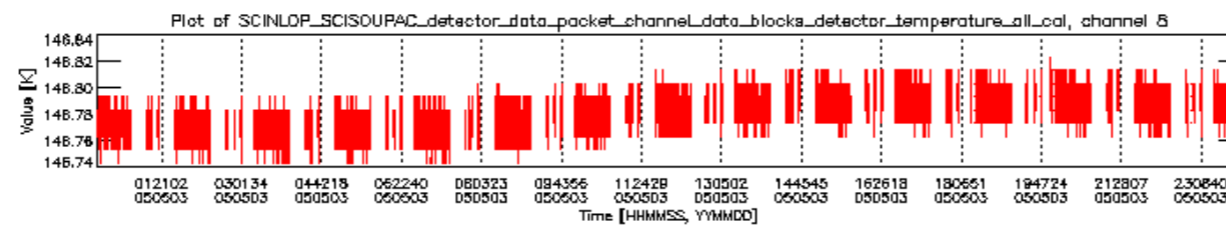
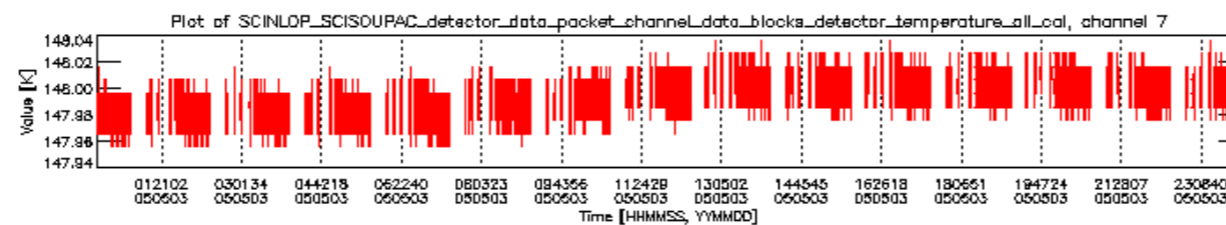
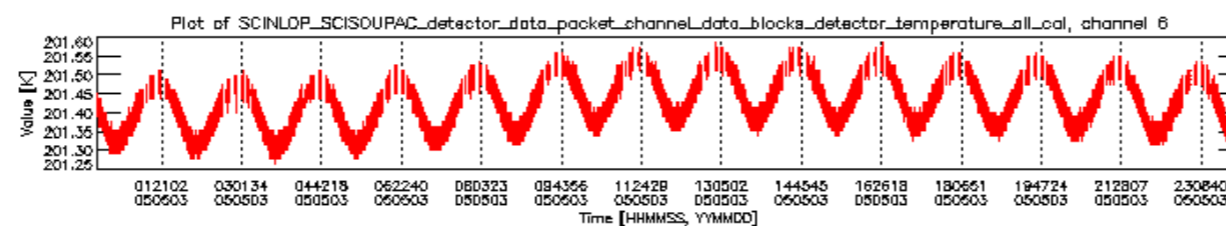
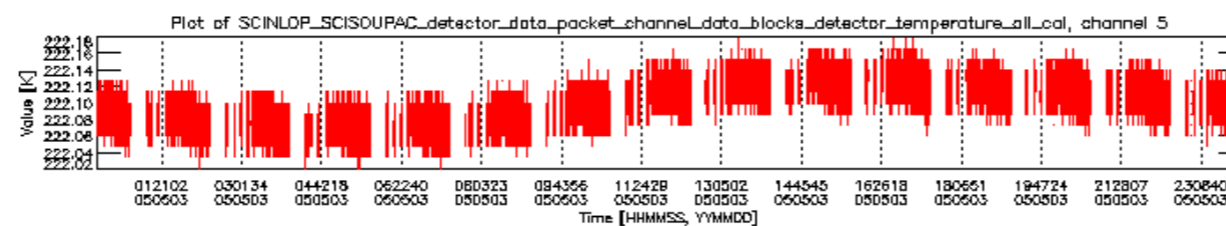
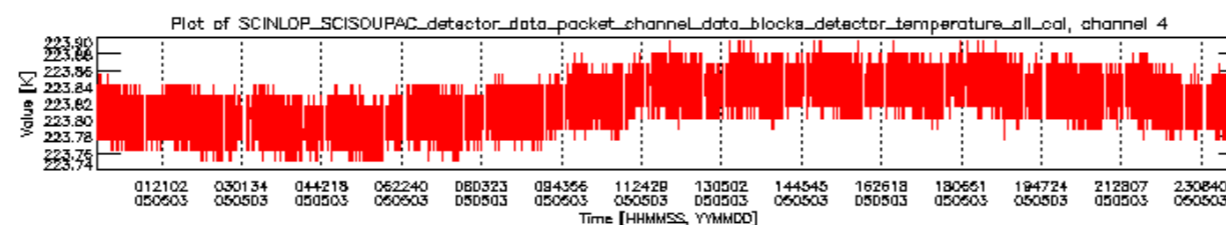
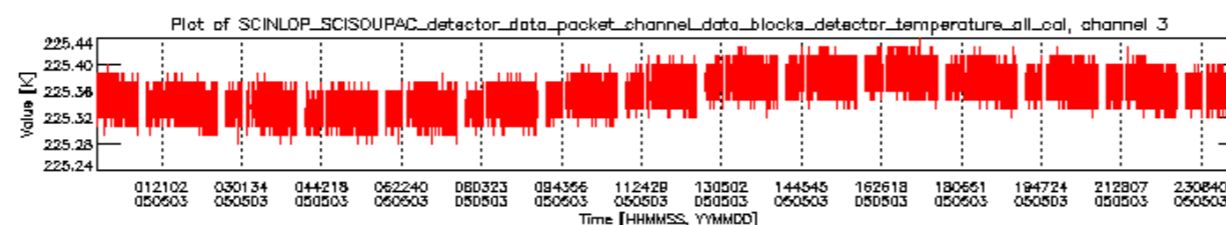
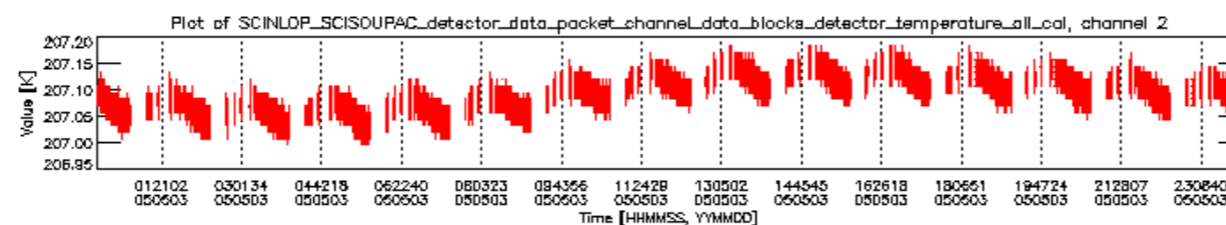
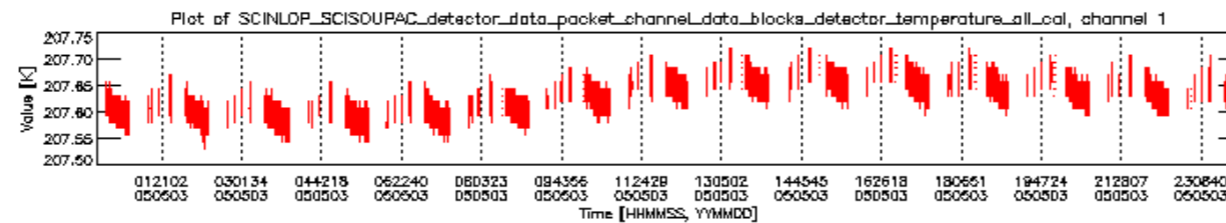
sciamachy_daily_report_level0_PFHS_5_32_N_20050503_6.PNG

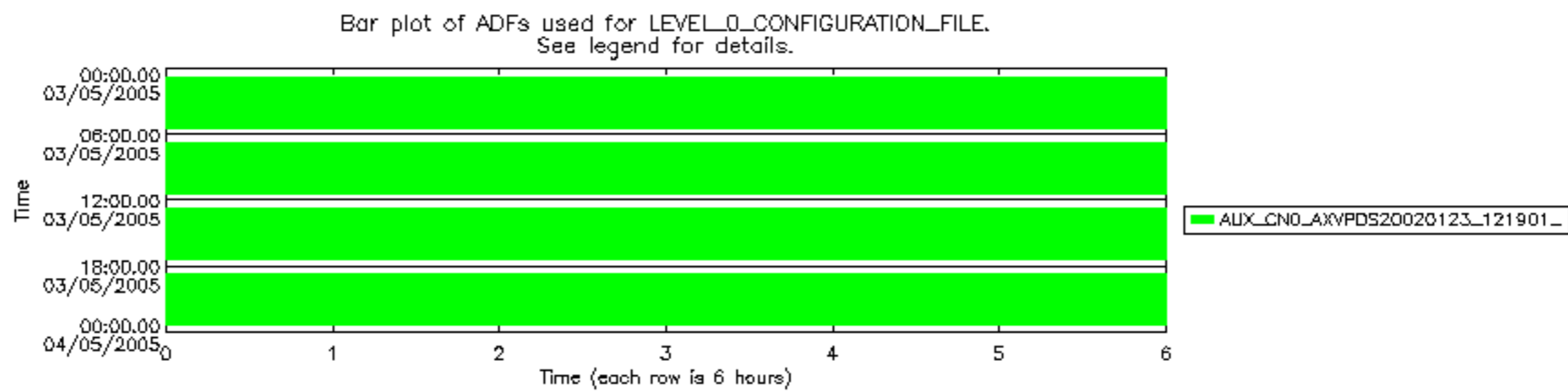












Bar plot of ADFs used for ORBIT_STATE_VECTOR_FILE.
See legend for details.

