

0. SCIAMACHY Daily Report for level 0 products

[0.1 General Info](#)

[0.2 Product Quality Indicators](#)

[0.3 ADF monitoring](#)

0.1 General Info

This report contains a daily analysis on parameters extracted from SCIAMACHY level 0 data (The SCI_NL__0P product).

0.1.1 Report summary

The table below shows general characteristics of the data that are included into this report.

Item	Value
Report version	vdraft_20050403
Time of report generation	04MAY2005 03:16:53
Data source version	PFHS/5.32-N
Processing scope for products	30APR2005 00:00:00 to 01MAY2005 00:00:00
Start time of first product within scope	29APR2005 23:20:48
Stop time of last product within scope	01MAY2005 00:31:56
Total number of level 0 products	16
Number of level 0 products with errors	16

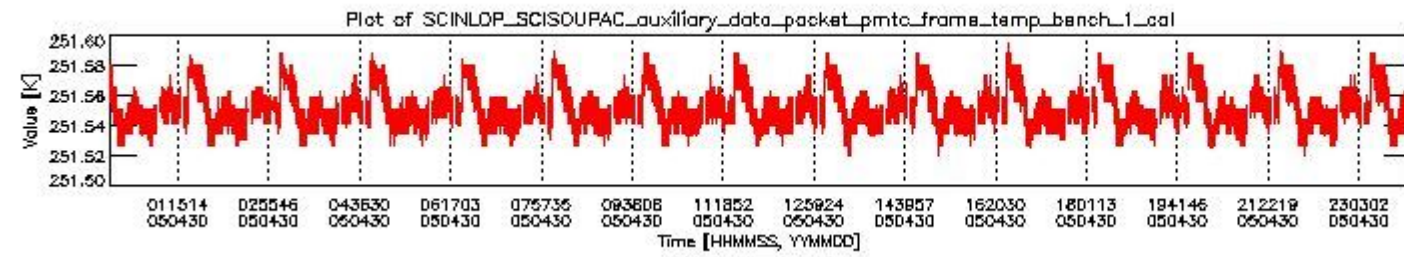
0.1.2 Summary per product

The following table shows a summary for each product used in this report.

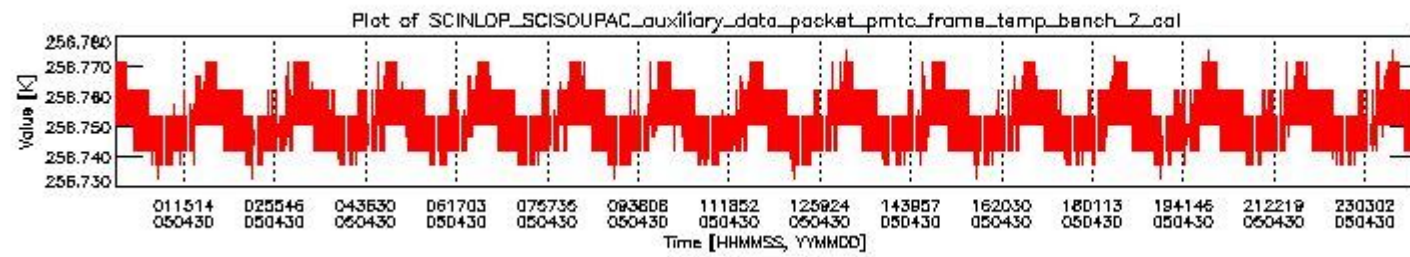
#	Product name	Start time	Stop time	Prod err	ISP err sign	ISP miss sign	ISP disc sign	rs sign
0	SCI_NL__0PNPDE20050429_232048_000062032036_00459_16545_3013.N1	29APR2005 23:20:48	30APR2005 01:04:12	1	0	1	0	0
1	SCI_NL__0PNPDE20050430_010325_000042452036_00460_16546_3014.N1	30APR2005 01:03:25	30APR2005 02:14:10	1	0	1	0	0
2	SCI_NL__0PNPDE20050430_021410_000061042036_00461_16547_3015.N1	30APR2005 02:14:10	30APR2005 03:55:55	1	0	1	0	0
3	SCI_NL__0PNPDE20050430_035555_000060232036_00462_16548_3016.N1	30APR2005 03:55:55	30APR2005 05:36:18	1	0	1	0	0
4	SCI_NL__0PNPDE20050430_053522_000061042036_00463_16549_3017.N1	30APR2005 05:35:22	30APR2005 07:17:06	1	0	1	0	0
5	SCI_NL__0PNPDK20050430_071557_000041002036_00464_16550_3367.N1	30APR2005 07:15:57	30APR2005 08:24:18	1	0	1	0	0
6	SCI_NL__0PNPDK20050430_082418_000061042036_00465_16551_3368.N1	30APR2005 08:24:18	30APR2005 10:06:02	1	0	1	0	0
7	SCI_NL__0PNPDK20050430_100506_000060222036_00466_16552_3369.N1	30APR2005 10:05:06	30APR2005 11:45:29	1	0	1	0	0
8	SCI_NL__0PNPDK20050430_114529_000059792036_00467_16553_3370.N1	30APR2005 11:45:29	30APR2005 13:25:09	1	0	1	0	0
9	SCI_NL__0PNPDK20050430_132509_000059112036_00468_16554_3371.N1	30APR2005 13:25:09	30APR2005 15:03:40	1	0	1	0	0
10	SCI_NL__0PNPDK20050430_150231_000057992036_00469_16555_3372.N1	30APR2005 15:02:31	30APR2005 16:39:11	1	0	1	0	0
11	SCI_NL__0PNPDK20050430_163706_000060122036_00470_16556_3373.N1	30APR2005 16:37:06	30APR2005 18:17:19	1	0	1	0	0
12	SCI_NL__0PNPDK20050430_181623_000060632036_00471_16557_3374.N1	30APR2005 18:16:23	30APR2005 19:57:26	1	0	1	0	0
13	SCI_NL__0PNPDE20050430_195534_000041672036_00472_16558_3018.N1	30APR2005 19:55:34	30APR2005 21:05:02	1	0	1	0	0
14	SCI_NL__0PNPDE20050430_210334_000064632036_00472_16558_3020.N1	30APR2005 21:03:34	30APR2005 22:51:18	1	0	1	0	0
15	SCI_NL__0PNPDE20050430_225034_000060822036_00473_16559_3021.N1	30APR2005 22:50:34	01MAY2005 00:31:56	1	0	1	0	0

0.2 Product Quality Indicators

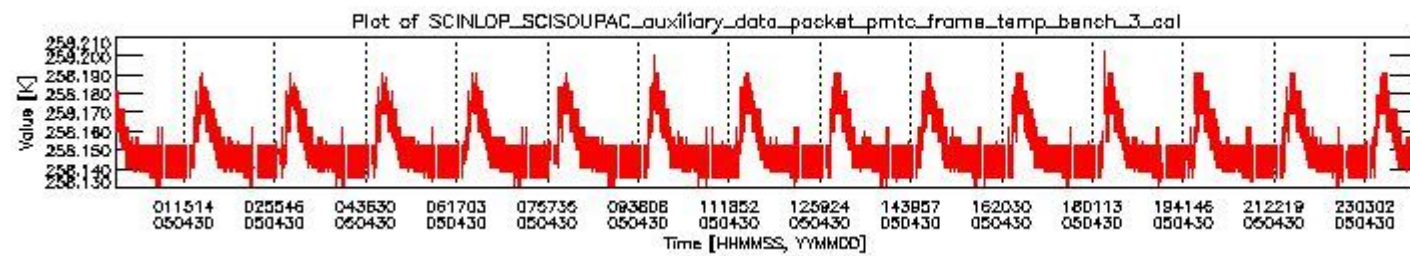
This section shows information about product quality, currently temperatures.



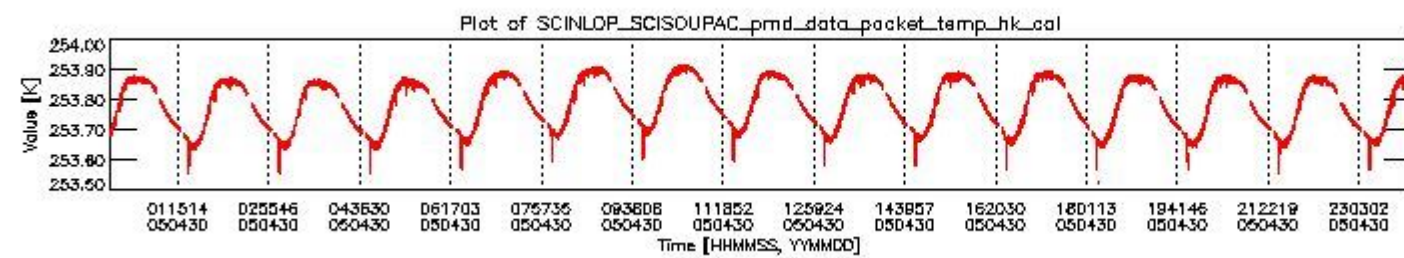
sciamachy_daily_report_level0_PFHS_5_32_N_20050430_0.PNG



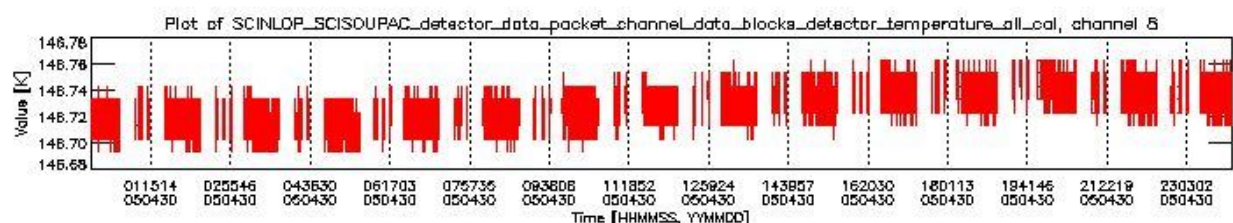
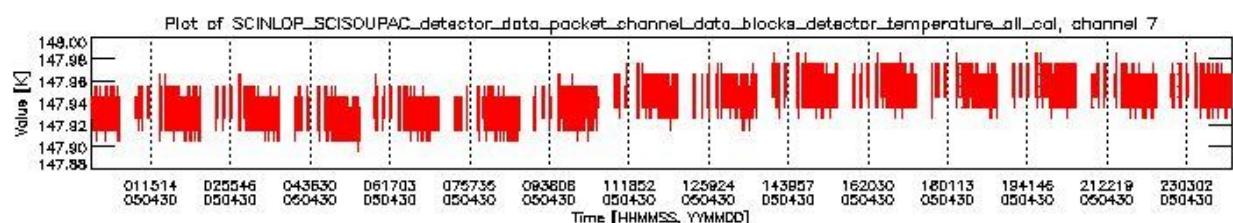
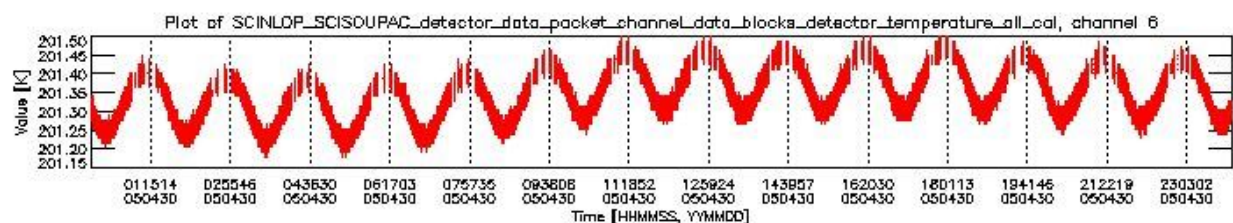
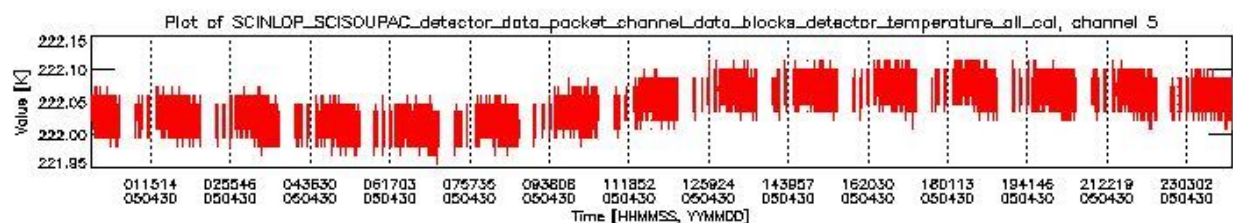
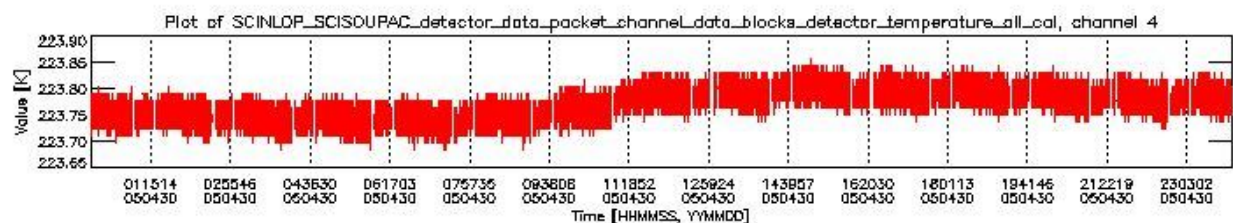
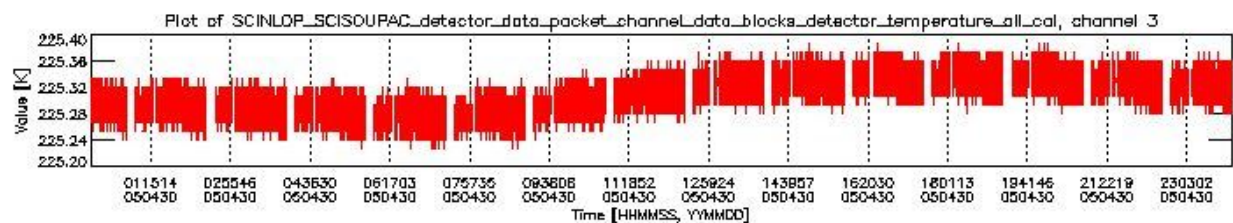
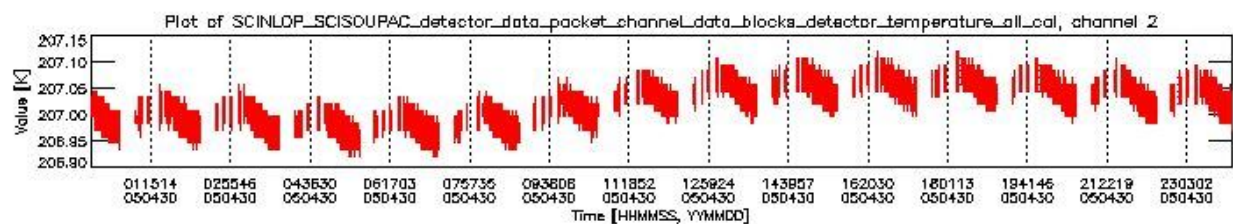
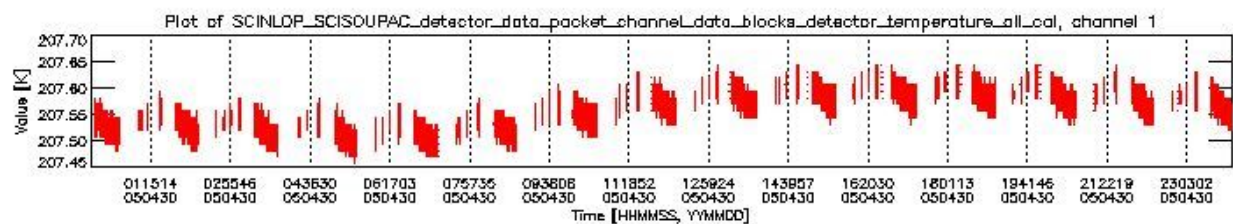
sciamachy_daily_report_level0_PFHS_5_32_N_20050430_1.PNG



sciamachy_daily_report_level0_PFHS_5_32_N_20050430_2.PNG



sciamachy_daily_report_level0_PFHS_5_32_N_20050430_3.PNG



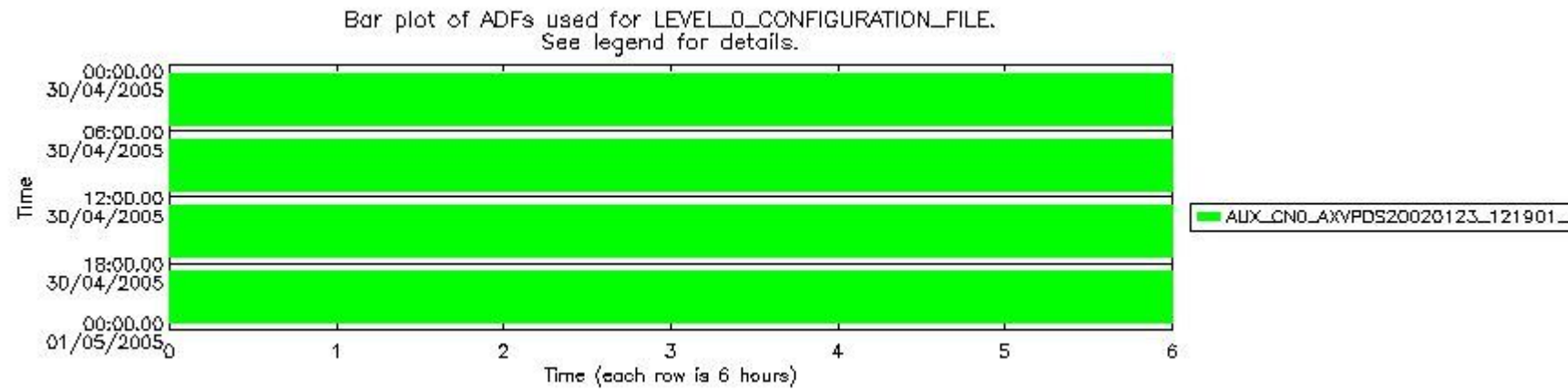
0.3 ADF monitoring

This section shows the (variation in) ADFs used for each of the products. It consists of:

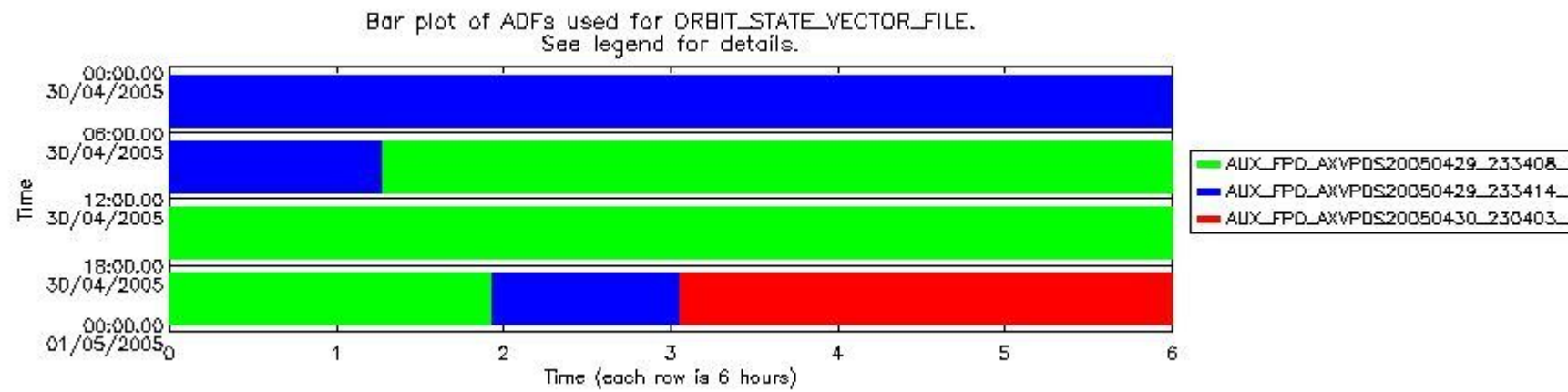
- A table showing which ADFs were used for processing (red values indicate that multiple ADFs of the same type were used)
- Various time line plots, one for each ADF, which show when which ADF was used.

If multiple ADFs of a single type were used, these are marked **red** in the table.

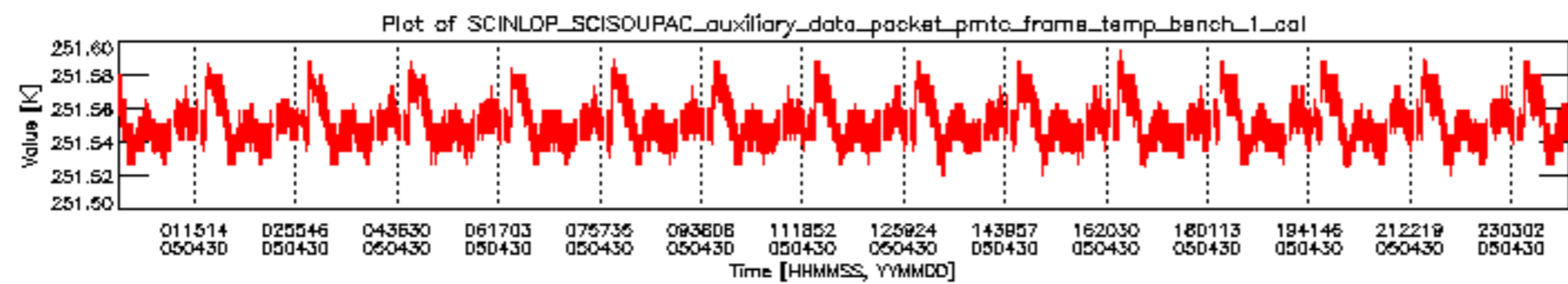
Number	ADF
	CNO (LEVEL_0_CONFIGURATION_FILE)
0	AUX_CNO_AXVPDS20020123_121901_20020101_000000_20200101_000000
	FPO (ORBIT_STATE_VECTOR_FILE)
1	AUX_FPO_AXVPDS20050429_233408_20050429_183248_20050509_213938
2	AUX_FPO_AXVPDS20050429_233414_20050429_183248_20050509_213938
3	AUX_FPO_AXVPDS20050430_230403_20050430_194147_20050510_210801

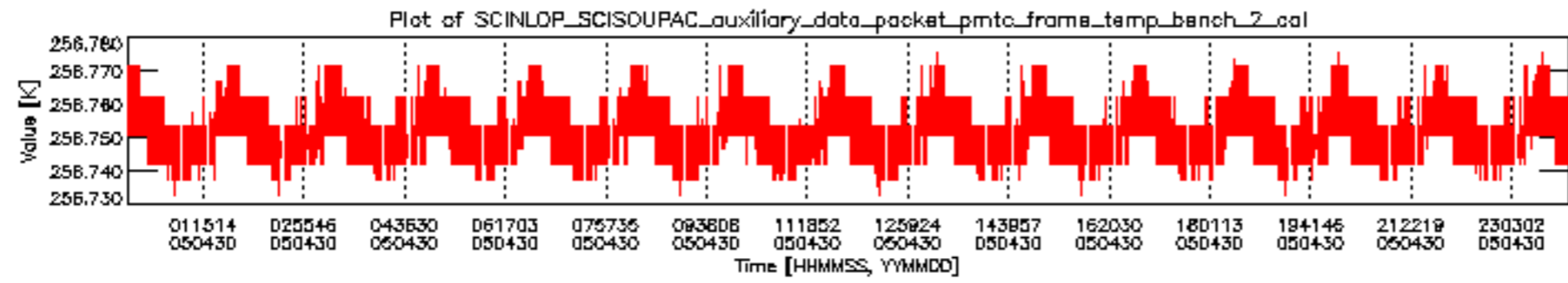


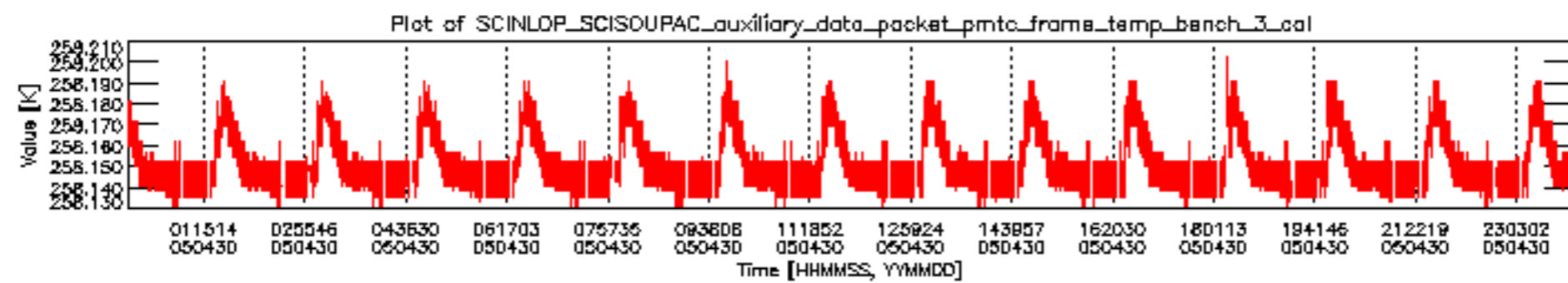
sciamachy_daily_report_level0_PFHS_5_32_N_20050430_5.PNG

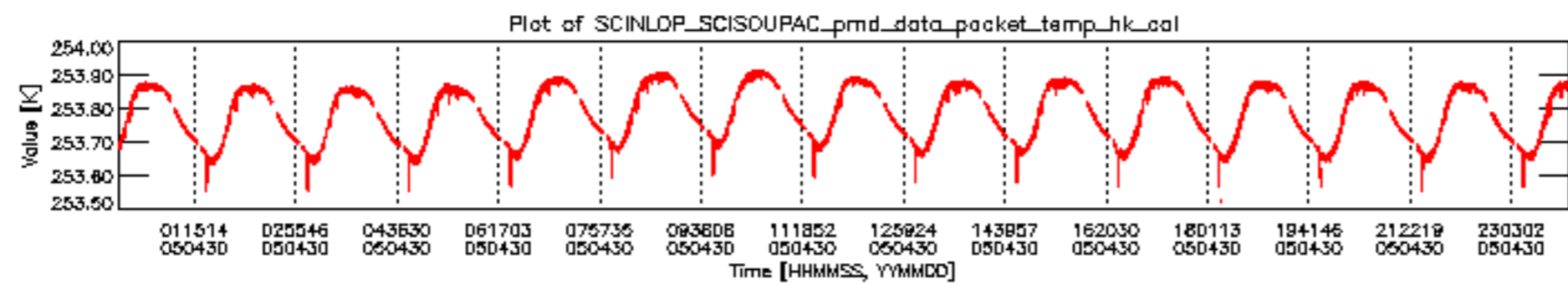


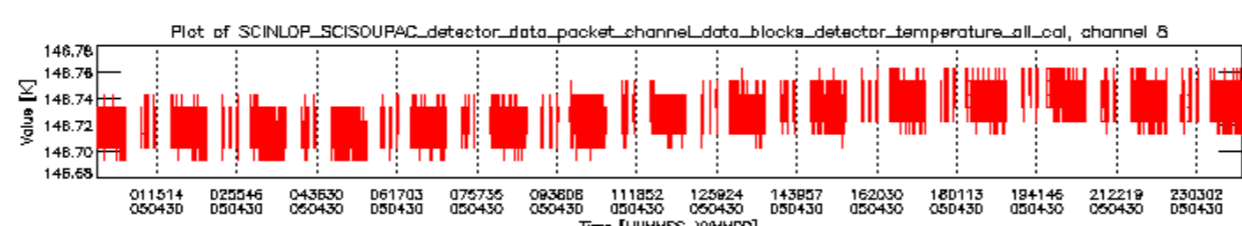
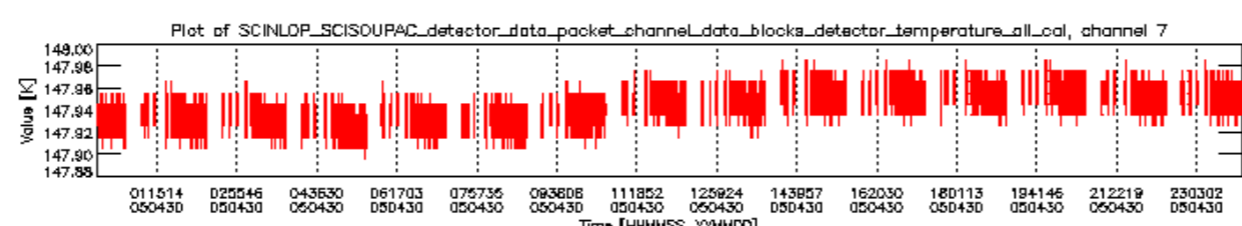
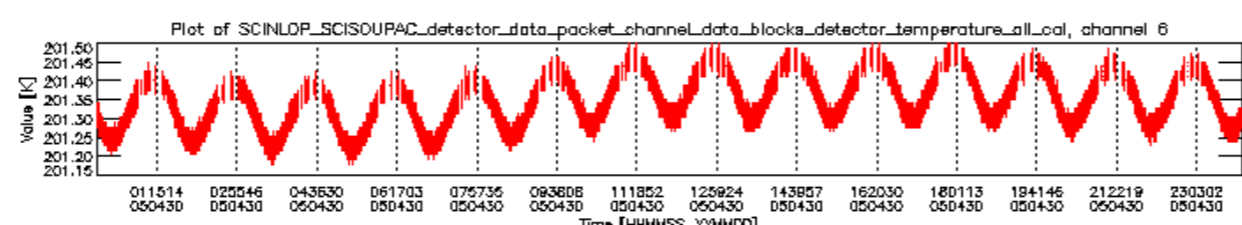
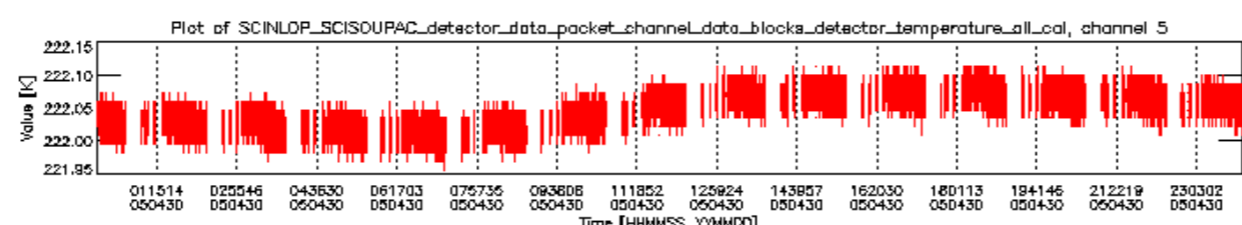
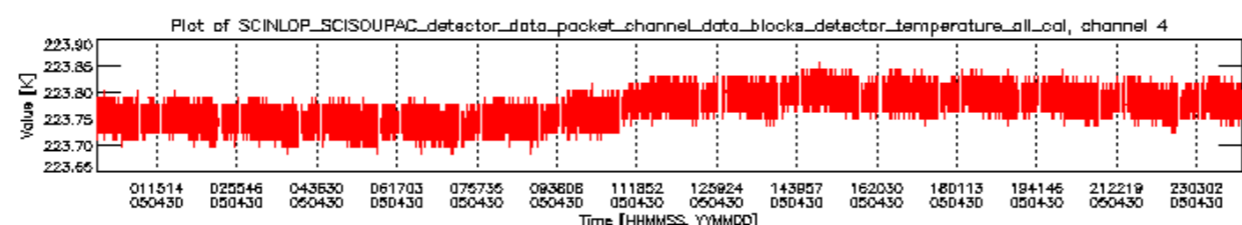
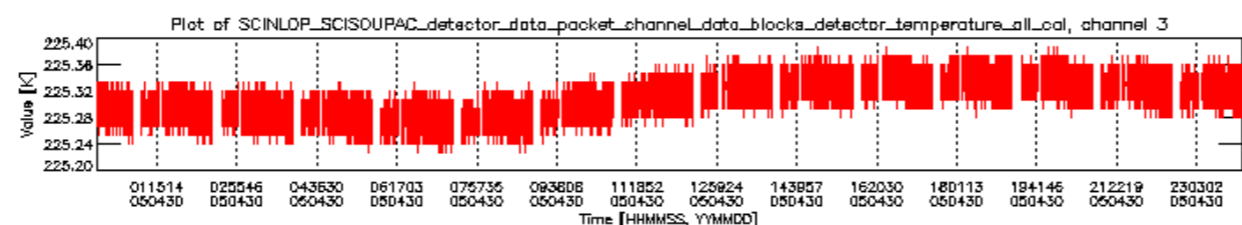
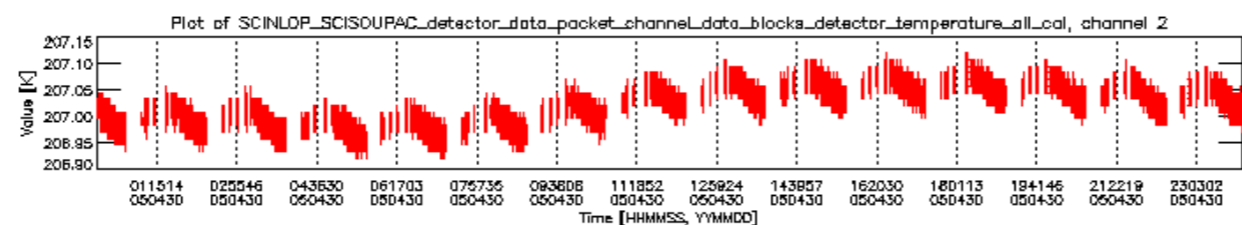
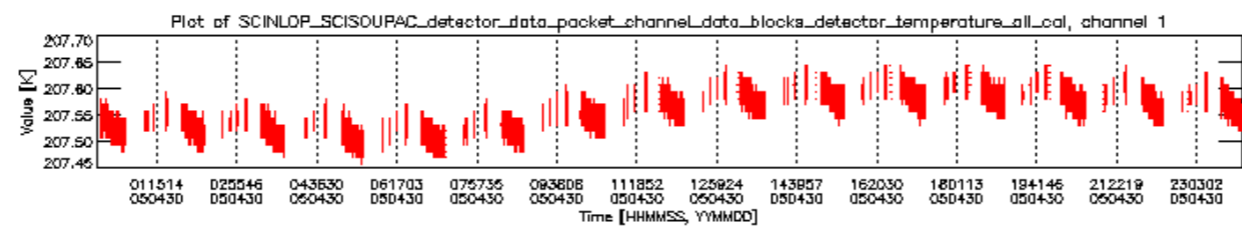
sciamachy_daily_report_level0_PFHS_5_32_N_20050430_6.PNG














Bar plot of ADFs used for ORBIT_STATE_VECTOR_FILE.
See legend for details.

