

0. SCIAMACHY Daily Report for level 0 products

[0.1 General Info](#)

[0.2 Product Quality Indicators](#)

[0.3 ADF monitoring](#)

0.1 General Info

This report contains a daily analysis on parameters extracted from SCIAMACHY level 0 data (The SCI_NL__0P product).

0.1.1 Report summary

The table below shows general characteristics of the data that are included into this report.

Item	Value
Report version	vdraft_20050403
Time of report generation	03MAY2005 04:03:16
Data source version	PFHS/5.32-N
Processing scope for products	29APR2005 00:00:00 to 30APR2005 00:00:00
Start time of first product within scope	28APR2005 23:52:31
Stop time of last product within scope	30APR2005 01:04:12
Total number of level 0 products	15
Number of level 0 products with errors	15

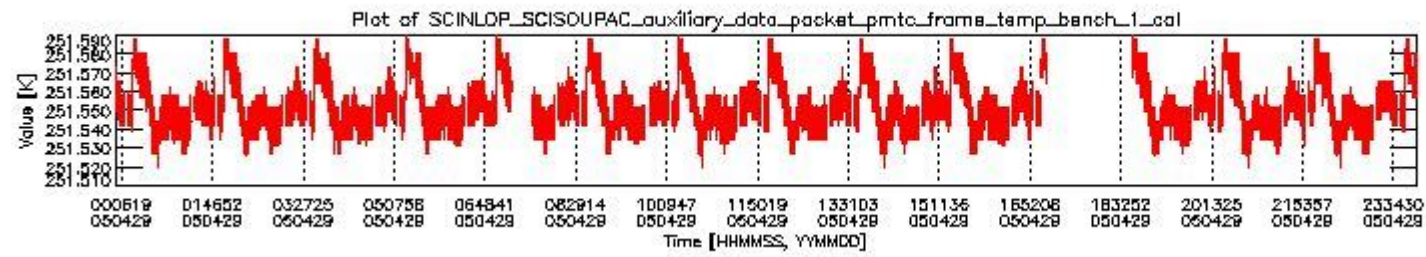
0.1.2 Summary per product

The following table shows a summary for each product used in this report.

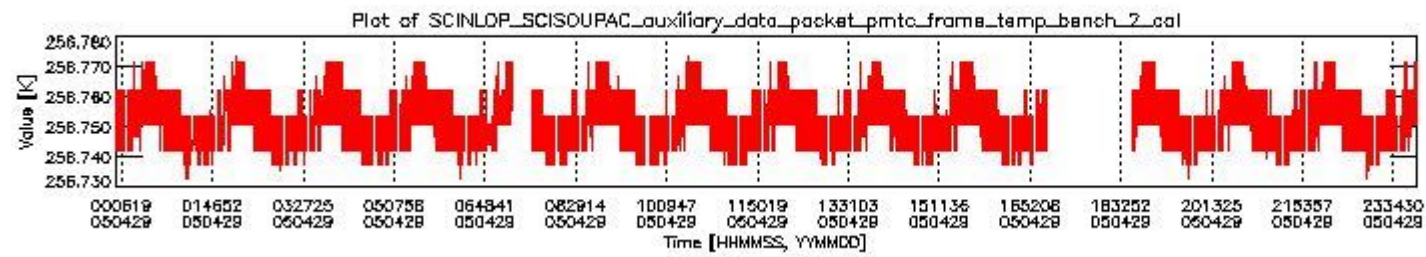
#	Product name	Start time	Stop time	Prod err	ISP err sign	ISP miss sign	ISP disc sign	rs sign
0	SCI_NL__0PNPDE20050428_235231_000059952036_00445_16531_3007.N1	28APR2005 23:52:31	29APR2005 01:32:27	1	0	1	0	0
1	SCI_NL__0PNPDE20050429_013227_000044052036_00446_16532_3008.N1	29APR2005 01:32:27	29APR2005 02:45:52	1	0	1	0	0
2	SCI_NL__0PNPDE20050429_024443_000061722036_00447_16533_3009.N1	29APR2005 02:44:43	29APR2005 04:27:36	1	0	1	0	0
3	SCI_NL__0PNPDE20050429_042628_000061602036_00448_16534_3010.N1	29APR2005 04:26:28	29APR2005 06:09:08	1	0	1	0	0
4	SCI_NL__0PNPDK20050429_060759_000041812036_00449_16535_3354.N1	29APR2005 06:07:59	29APR2005 07:17:41	1	0	1	0	0
5	SCI_NL__0PNPDK20050429_074030_000046542036_00450_16536_3355.N1	29APR2005 07:40:30	29APR2005 08:58:04	1	0	1	0	0
6	SCI_NL__0PNPDK20050429_085708_000059792036_00451_16537_3356.N1	29APR2005 08:57:08	29APR2005 10:36:48	1	0	1	0	0
7	SCI_NL__0PNPDK20050429_103648_000059662036_00452_16538_3357.N1	29APR2005 10:36:48	29APR2005 12:16:15	1	0	1	0	0
8	SCI_NL__0PNPDK20050429_121615_000060352036_00453_16539_3358.N1	29APR2005 12:16:15	29APR2005 13:56:50	1	0	1	0	0
9	SCI_NL__0PNPDK20050429_135554_000057742036_00454_16540_3359.N1	29APR2005 13:55:54	29APR2005 15:32:08	1	0	1	0	0
10	SCI_NL__0PNPDK20050429_153004_000059692036_00455_16541_3360.N1	29APR2005 15:30:04	29APR2005 17:09:34	1	0	1	0	0
11	SCI_NL__0PNPDK20050429_184504_000062952036_00457_16543_3362.N1	29APR2005 18:45:04	29APR2005 20:29:59	1	0	1	0	0
12	SCI_NL__0PNPDE20050429_202755_000044252036_00458_16544_3011.N1	29APR2005 20:27:55	29APR2005 21:41:40	1	0	1	0	0
13	SCI_NL__0PNPDE20050429_213933_000061632036_00458_16544_3012.N1	29APR2005 21:39:33	29APR2005 23:22:16	1	0	1	0	0
14	SCI_NL__0PNPDE20050429_232048_000062032036_00459_16545_3013.N1	29APR2005 23:20:48	30APR2005 01:04:12	1	0	1	0	0

0.2 Product Quality Indicators

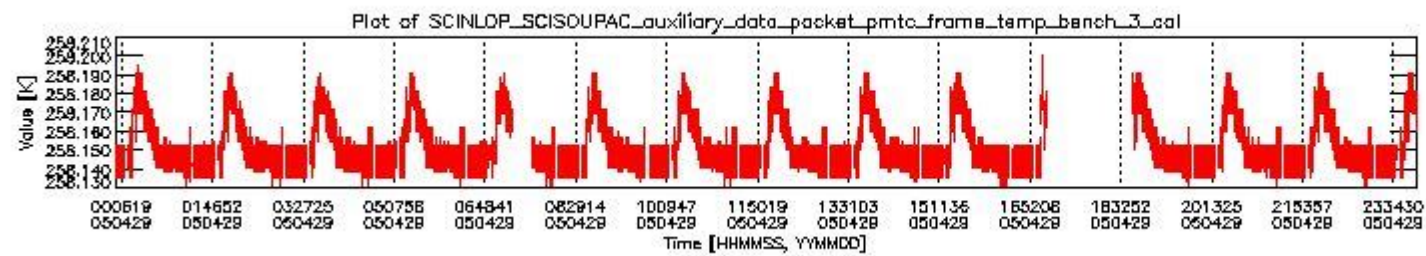
This section shows information about product quality, currently temperatures.



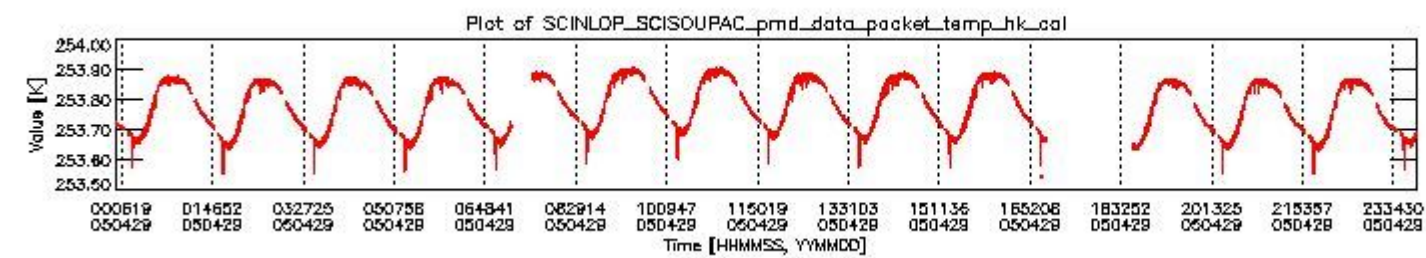
sciamachy_daily_report_level0_PFHS_5_32_N_20050429_0.PNG



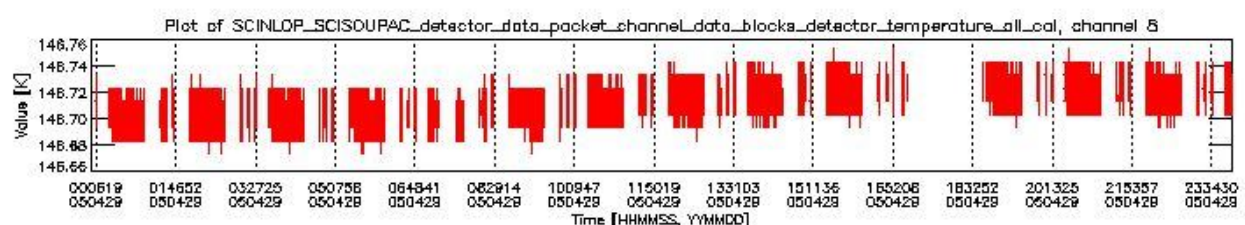
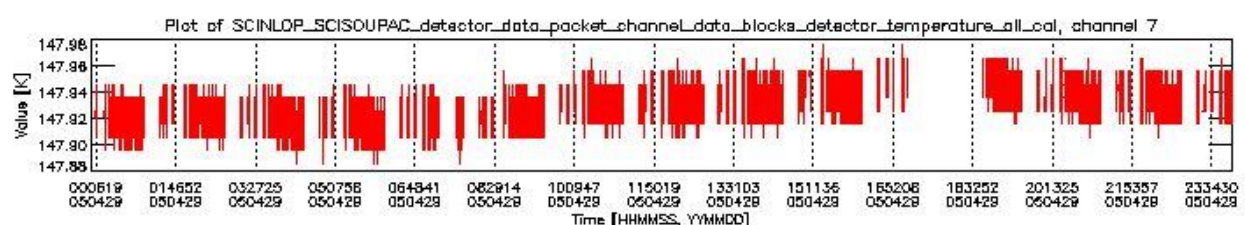
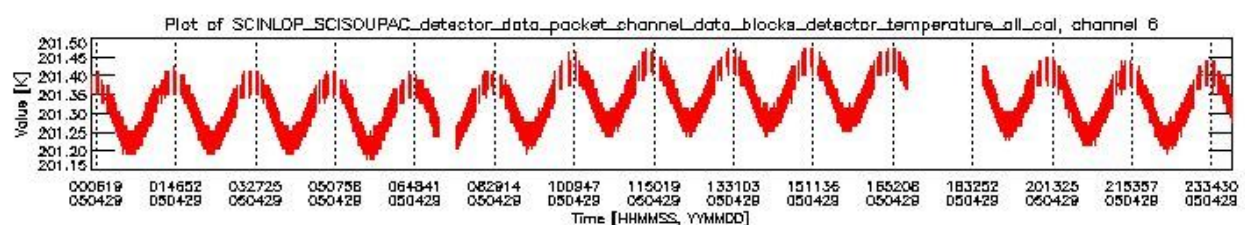
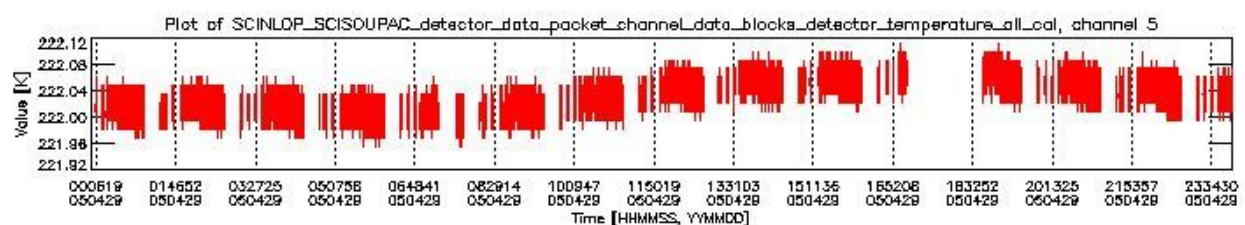
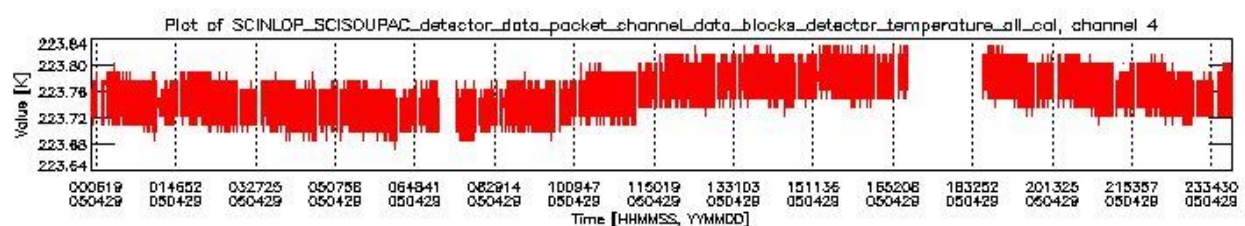
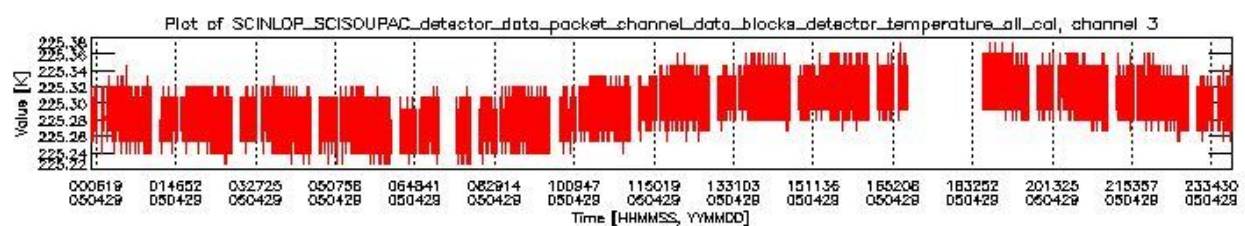
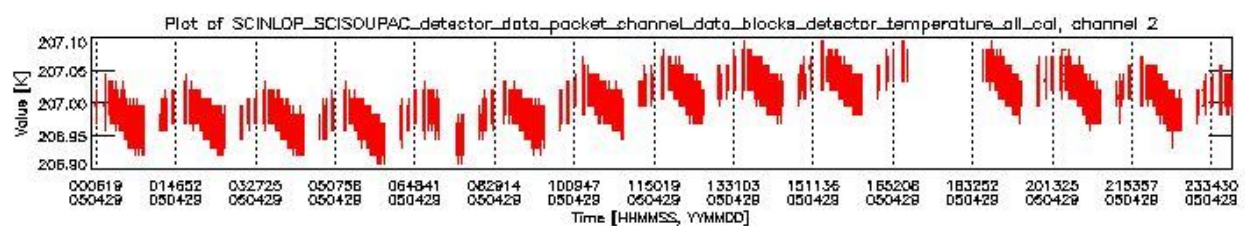
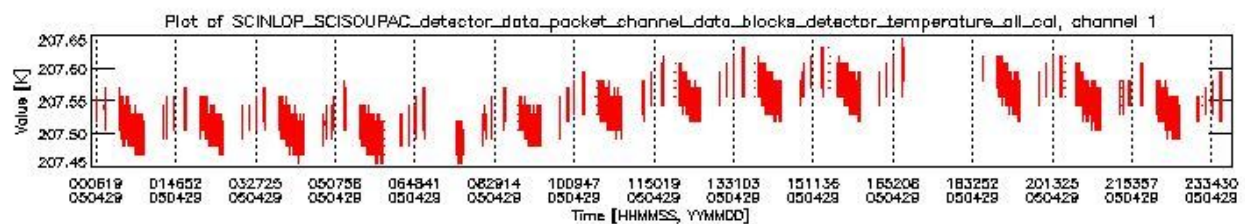
sciamachy_daily_report_level0_PFHS_5_32_N_20050429_1.PNG



sciamachy_daily_report_level0_PFHS_5_32_N_20050429_2.PNG



sciamachy_daily_report_level0_PFHS_5_32_N_20050429_3.PNG



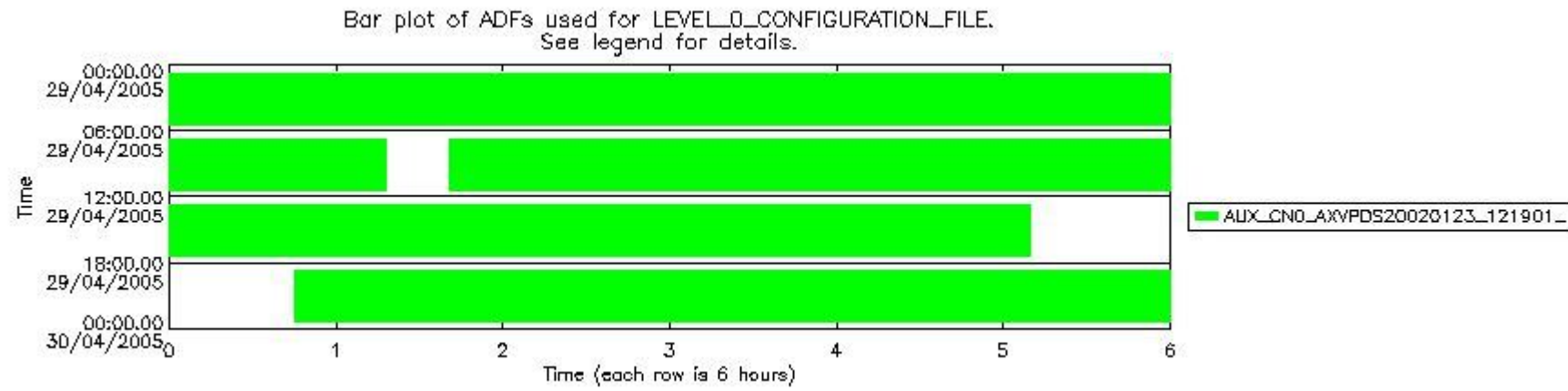
0.3 ADF monitoring

This section shows the (variation in) ADFs used for each of the products. It consists of:

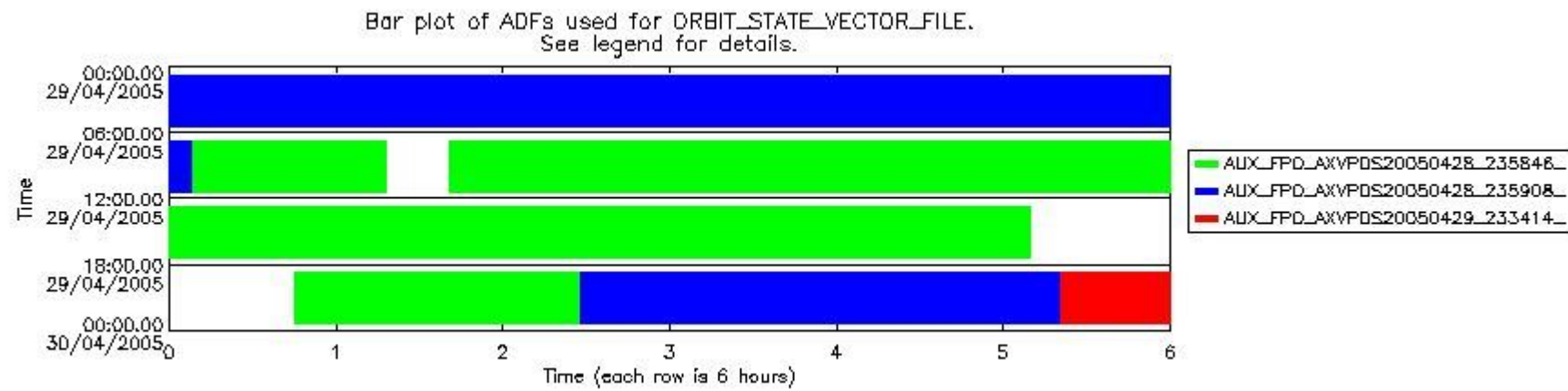
- A table showing which ADFs were used for processing (red values indicate that multiple ADFs of the same type were used)
- Various time line plots, one for each ADF, which show when which ADF was used.

If multiple ADFs of a single type were used, these are marked **red** in the table.

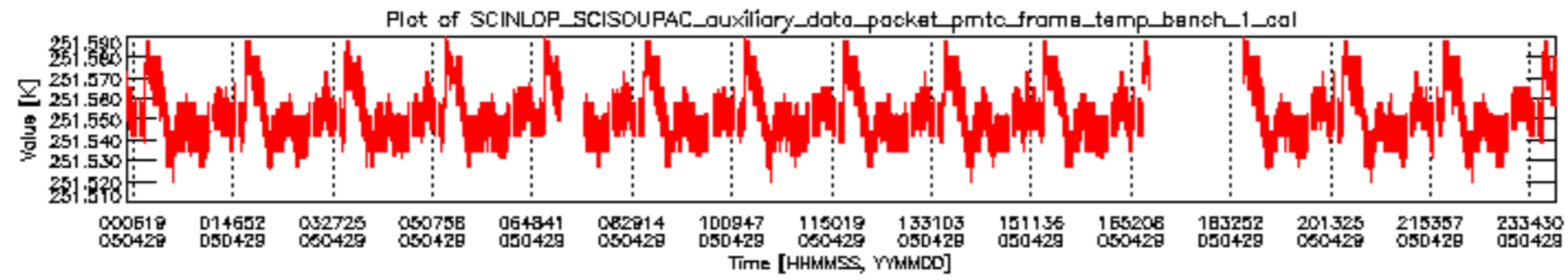
Number	ADF
	CNO (LEVEL_0_CONFIGURATION_FILE)
0	AUX_CNO_AXVPDS20020123_121901_20020101_000000_20200101_000000
	FPO (ORBIT_STATE_VECTOR_FILE)
1	AUX_FPO_AXVPDS20050428_235846_20050428_190424_20050508_203039
2	AUX_FPO_AXVPDS20050428_235908_20050428_190424_20050508_203039
3	AUX_FPO_AXVPDS20050429_233414_20050429_183248_20050509_213938

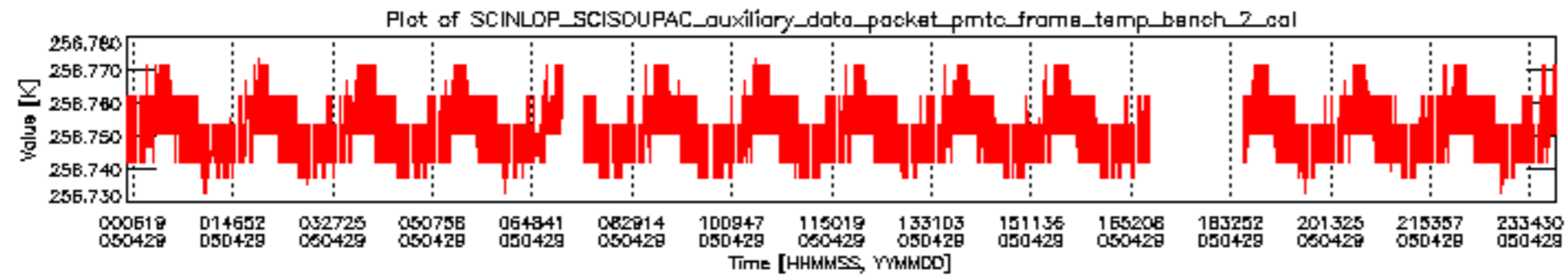


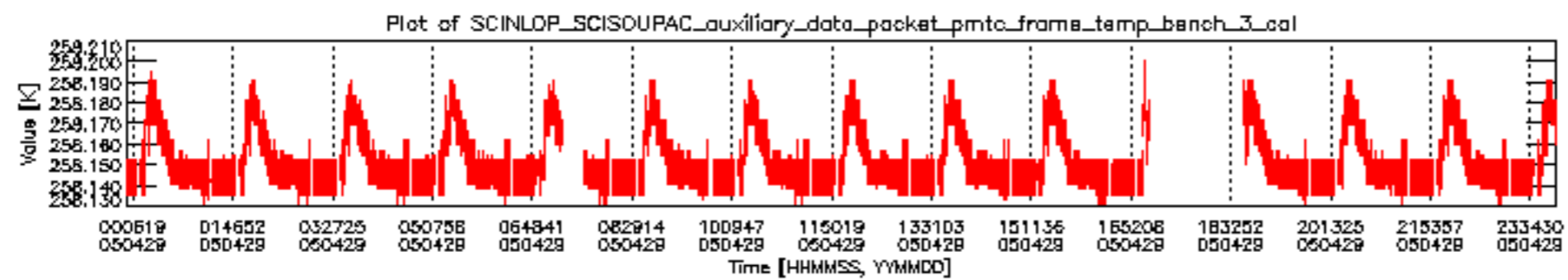
sciamachy_daily_report_level0_PFHS_5_32_N_20050429_5.PNG

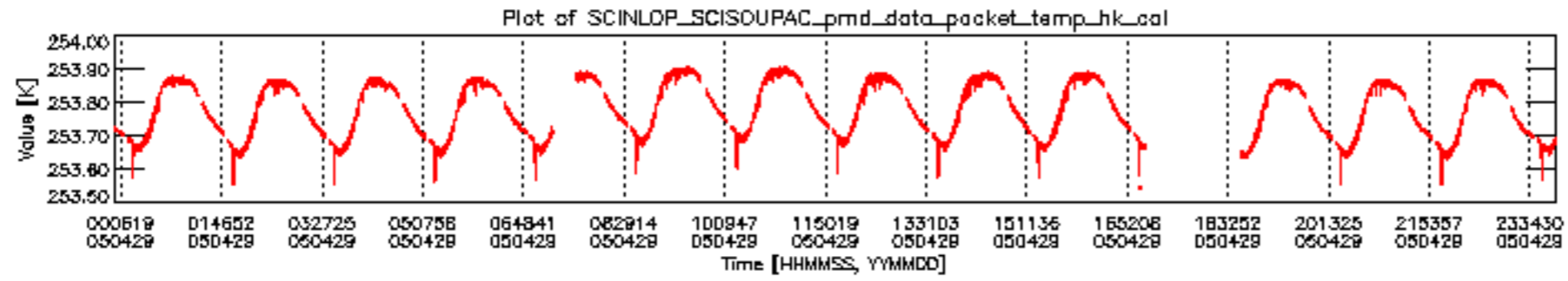


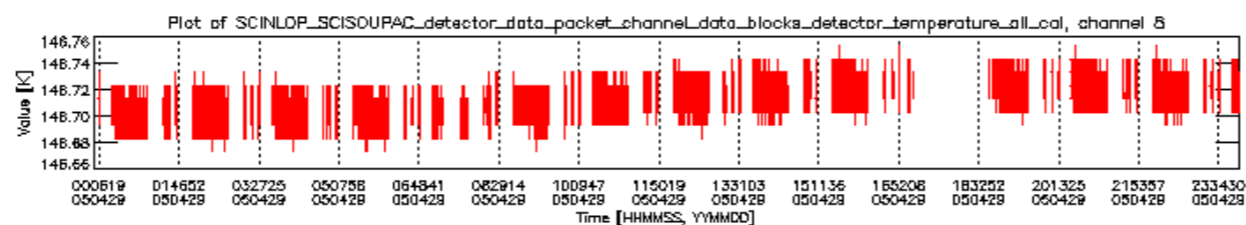
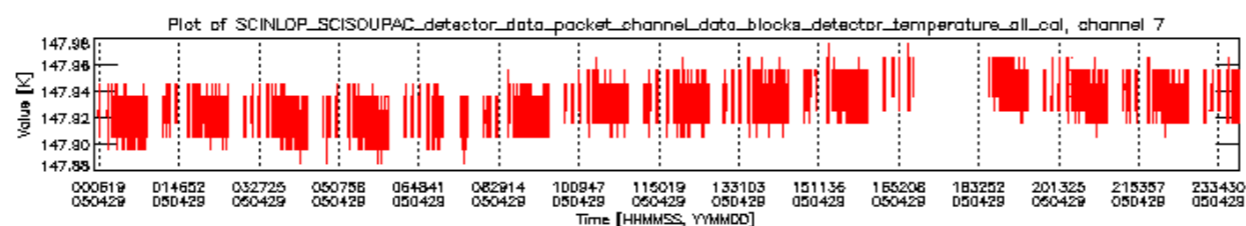
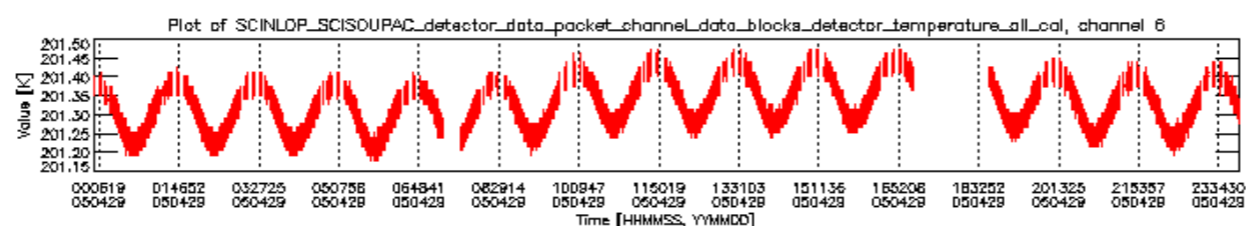
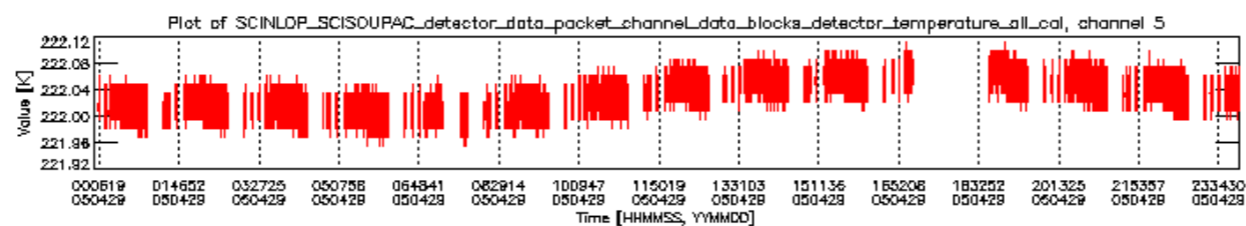
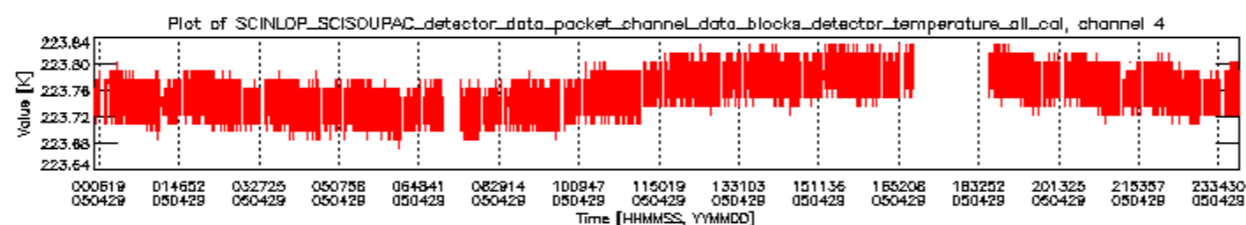
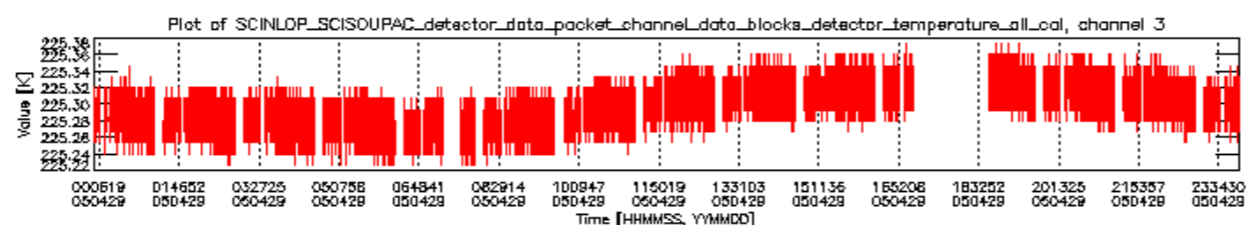
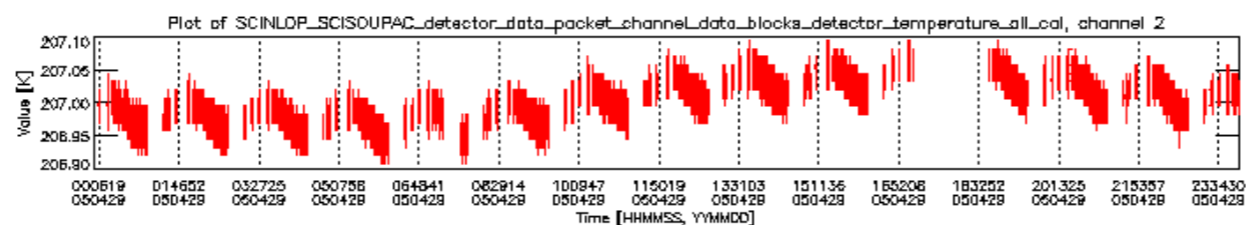
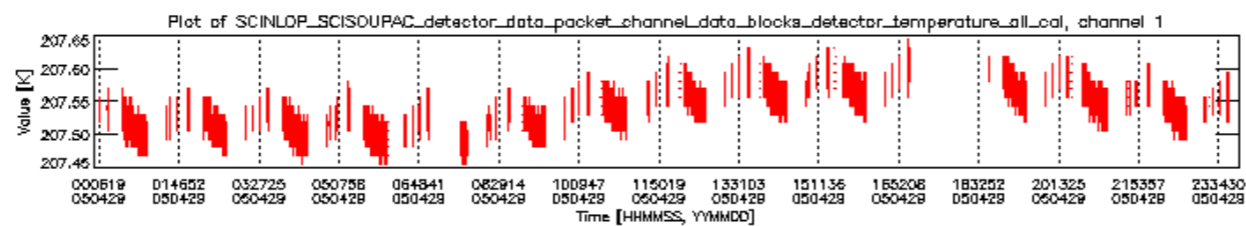
sciamachy_daily_report_level0_PFHS_5_32_N_20050429_6.PNG

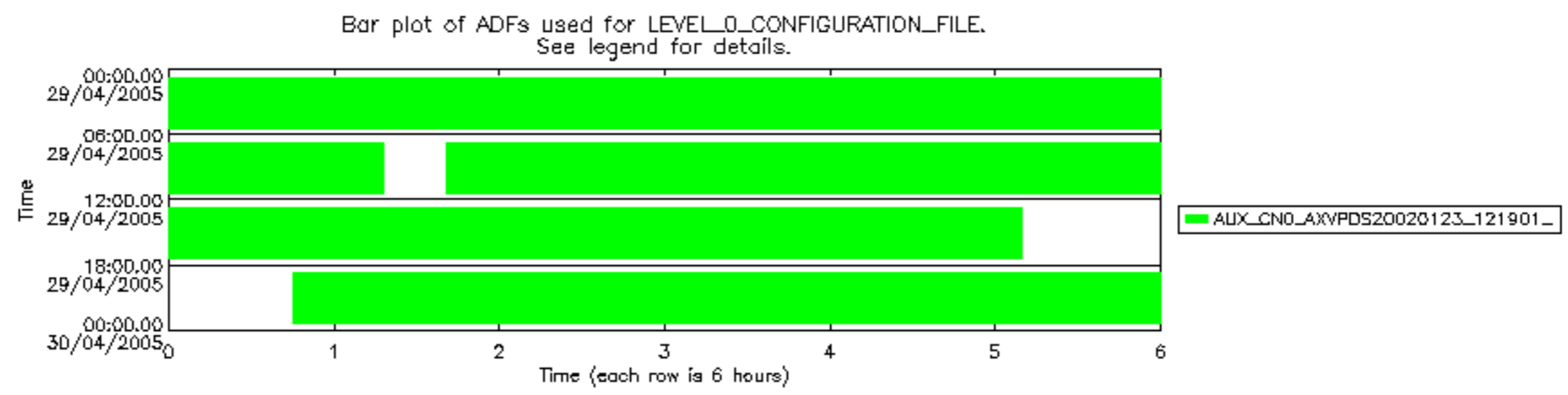












Bar plot of ADFs used for ORBIT_STATE_VECTOR_FILE.
See legend for details.

