

0. SCIAMACHY Daily Report for level 0 products

[0.1 General Info](#)

[0.2 Product Quality Indicators](#)

[0.3 ADF monitoring](#)

0.1 General Info

This report contains a daily analysis on parameters extracted from SCIAMACHY level 0 data (The SCI_NL__0P product).

0.1.1 Report summary

The table below shows general characteristics of the data that are included into this report.

Item	Value
Report version	vdraft_20050403
Time of report generation	02MAY2005 03:47:51
Data source version	PFHS/5.32-N
Processing scope for products	28APR2005 00:00:00 to 29APR2005 00:00:00
Start time of first product within scope	27APR2005 22:44:22
Stop time of last product within scope	29APR2005 01:32:27
Total number of level 0 products	17
Number of level 0 products with errors	17

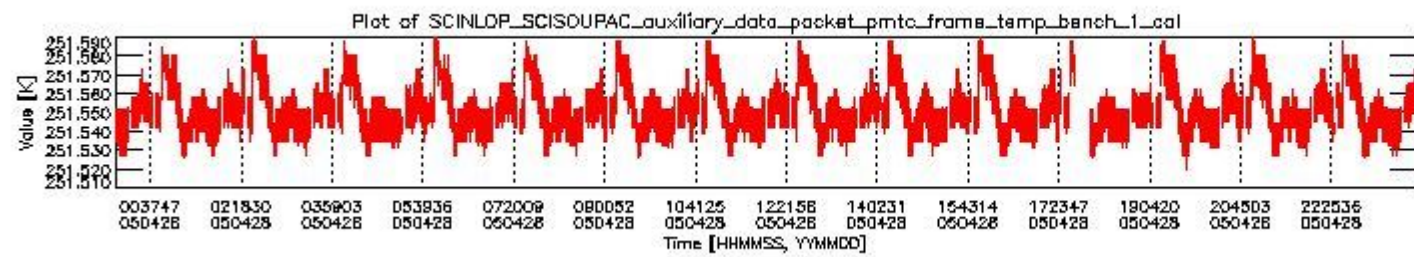
0.1.2 Summary per product

The following table shows a summary for each product used in this report.

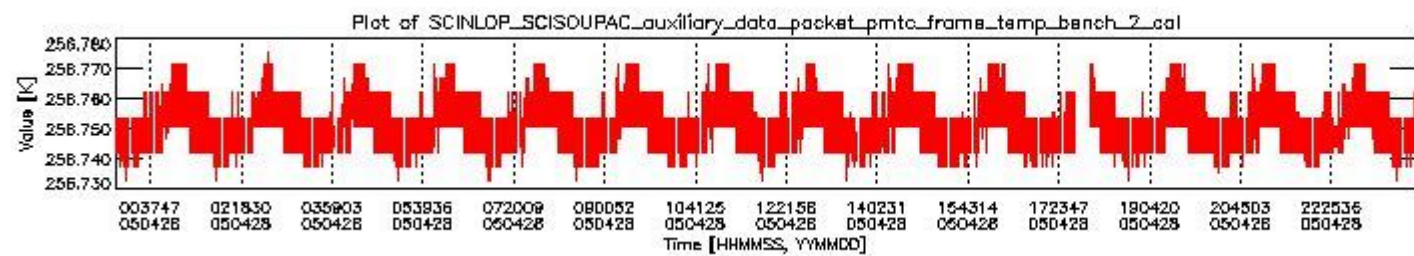
#	Product name	Start time	Stop time	Prod err	ISP err sign	ISP miss sign	ISP disc sign	rs sign
0	SCI_NL__0PNPDE20050427_224422_000060792036_00430_16516_3000.N1	27APR2005 22:44:22	28APR2005 00:25:42	1	0	1	0	0
1	SCI_NL__0PNPDE20050428_002458_000059182036_00431_16517_3001.N1	28APR2005 00:24:58	28APR2005 02:03:36	1	0	1	0	0
2	SCI_NL__0PNPDE20050428_020249_000045402036_00432_16518_3002.N1	28APR2005 02:02:49	28APR2005 03:18:29	1	0	1	0	0
3	SCI_NL__0PNPDE20050428_031829_000061042036_00433_16519_3003.N1	28APR2005 03:18:29	28APR2005 05:00:14	1	0	1	0	0
4	SCI_NL__0PNPDE20050428_045918_000060232036_00434_16520_3004.N1	28APR2005 04:59:18	28APR2005 06:39:41	1	0	1	0	0
5	SCI_NL__0PNPDK20050428_063941_000041132036_00435_16521_3343.N1	28APR2005 06:39:41	28APR2005 07:48:14	1	0	1	0	0
6	SCI_NL__0PNPDK20050428_074718_000061472036_00436_16522_3344.N1	28APR2005 07:47:18	28APR2005 09:29:45	1	0	1	0	0
7	SCI_NL__0PNPDK20050428_092850_000060352036_00437_16523_3345.N1	28APR2005 09:28:50	28APR2005 11:09:25	1	0	1	0	0
8	SCI_NL__0PNPDK20050428_110829_000060222036_00438_16524_3346.N1	28APR2005 11:08:29	28APR2005 12:48:52	1	0	1	0	0
9	SCI_NL__0PNPDK20050428_124756_000059112036_00439_16525_3347.N1	28APR2005 12:47:56	28APR2005 14:26:27	1	0	1	0	0
10	SCI_NL__0PNPDK20050428_142627_000058422036_00440_16526_3348.N1	28APR2005 14:26:27	28APR2005 16:03:50	1	0	1	0	0
11	SCI_NL__0PNPDK20050428_160254_000059572036_00441_16527_3349.N1	28APR2005 16:02:54	28APR2005 17:42:11	1	0	1	0	0
12	SCI_NL__0PNPDK20050428_175751_000049982036_00442_16528_3350.N1	28APR2005 17:57:51	28APR2005 19:21:10	1	0	1	0	0
13	SCI_NL__0PNPDK20050428_192014_000060872036_00443_16529_3352.N1	28APR2005 19:20:14	28APR2005 21:01:41	1	0	1	0	0
14	SCI_NL__0PNPDE20050428_205936_000043832036_00444_16530_3005.N1	28APR2005 20:59:36	28APR2005 22:12:39	1	0	1	0	0
15	SCI_NL__0PNPDE20050428_221116_000061182036_00444_16530_3006.N1	28APR2005 22:11:16	28APR2005 23:53:15	1	0	1	0	0
16	SCI_NL__0PNPDE20050428_235231_000059952036_00445_16531_3007.N1	28APR2005 23:52:31	29APR2005 01:32:27	1	0	1	0	0

0.2 Product Quality Indicators

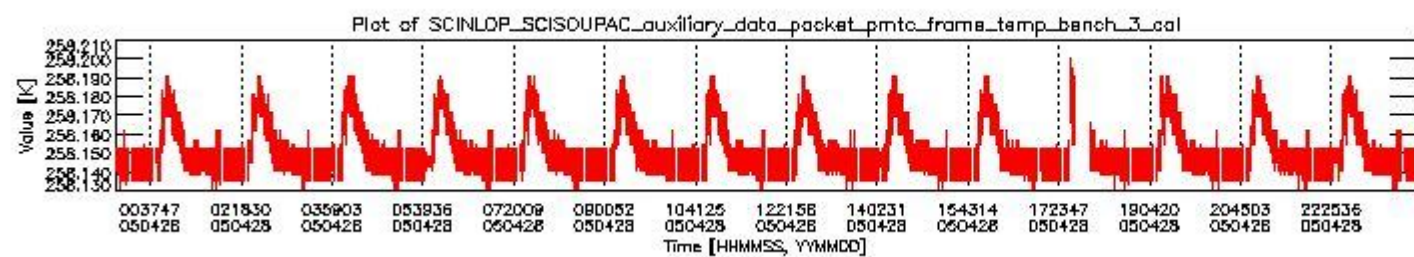
This section shows information about product quality, currently temperatures.



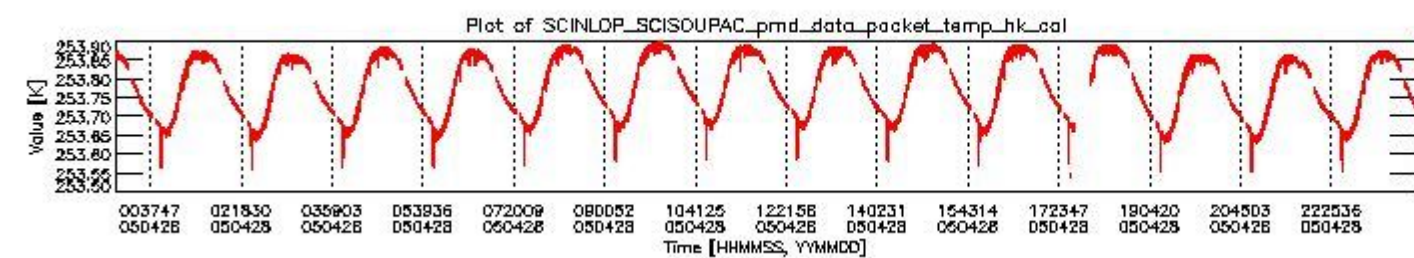
sciamachy_daily_report_level0_PFHS_5_32_N_20050428_0.PNG



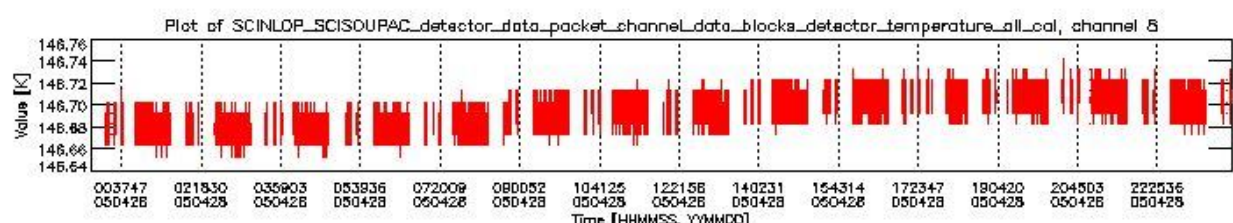
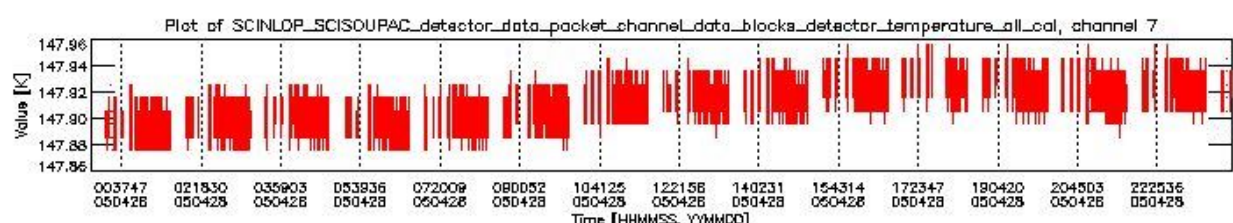
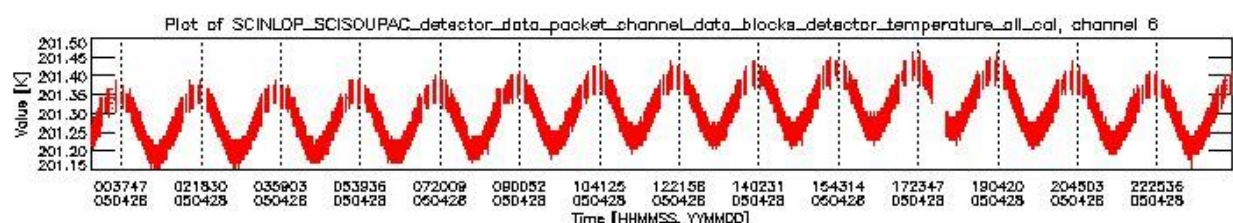
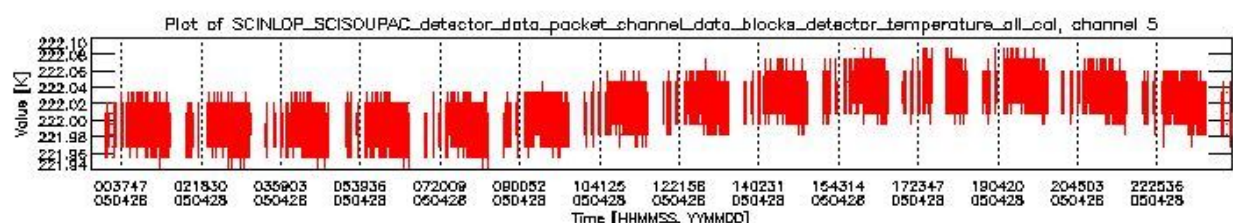
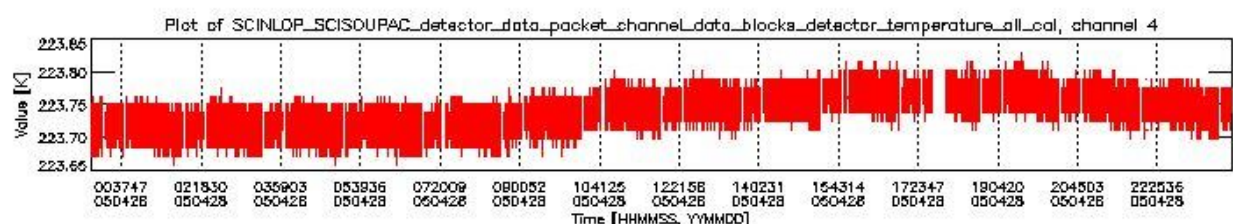
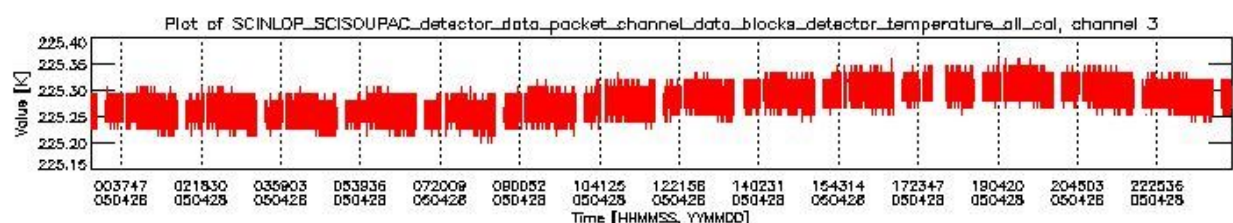
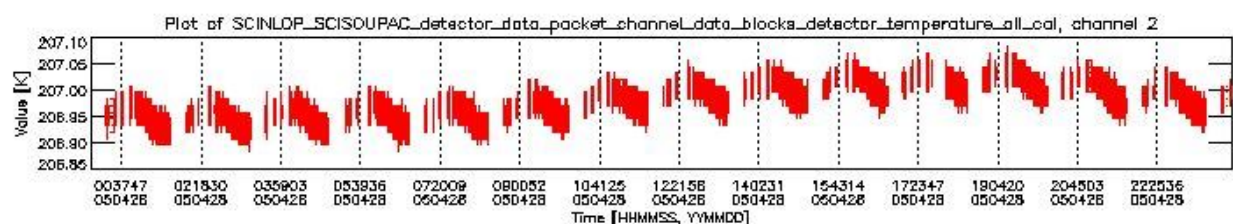
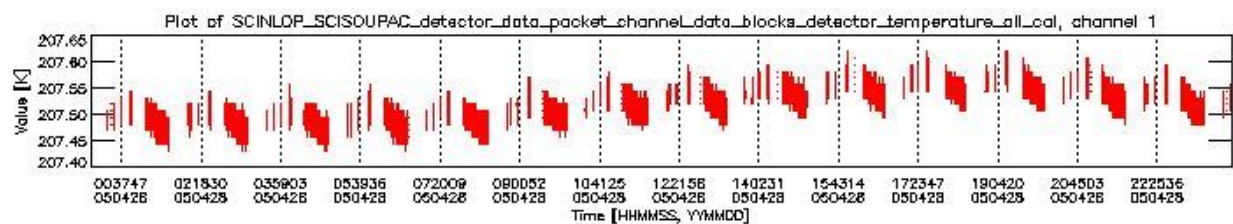
sciamachy_daily_report_level0_PFHS_5_32_N_20050428_1.PNG



sciamachy_daily_report_level0_PFHS_5_32_N_20050428_2.PNG



sciamachy_daily_report_level0_PFHS_5_32_N_20050428_3.PNG



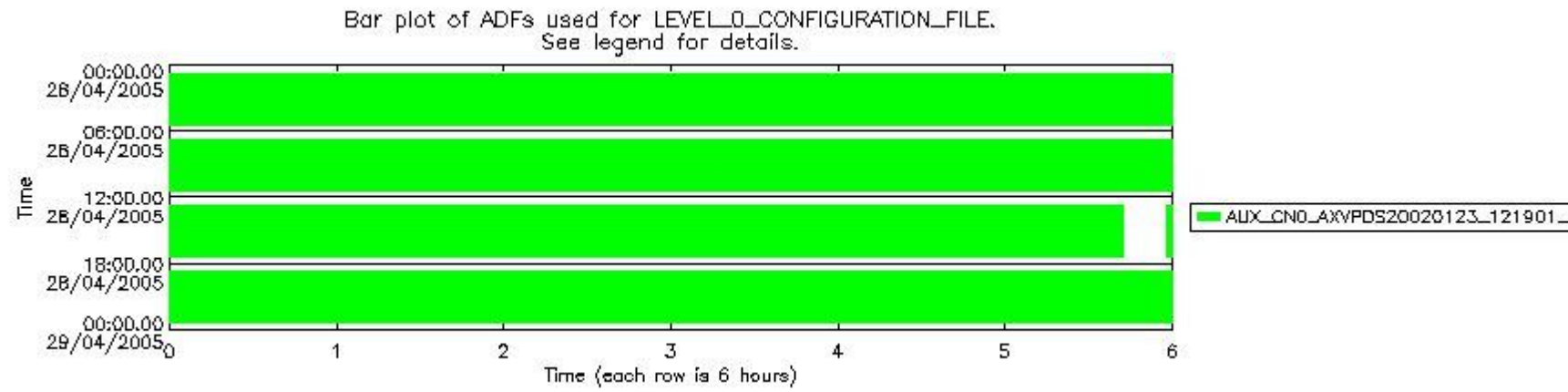
0.3 ADF monitoring

This section shows the (variation in) ADFs used for each of the products. It consists of:

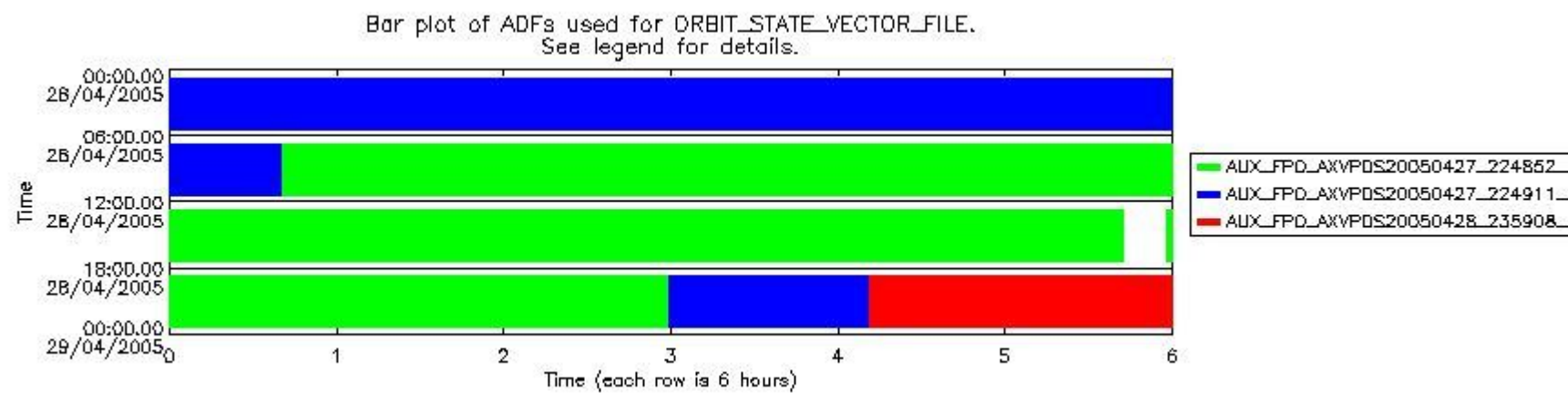
- A table showing which ADFs were used for processing (red values indicate that multiple ADFs of the same type were used)
- Various time line plots, one for each ADF, which show when which ADF was used.

If multiple ADFs of a single type were used, these are marked **red** in the table.

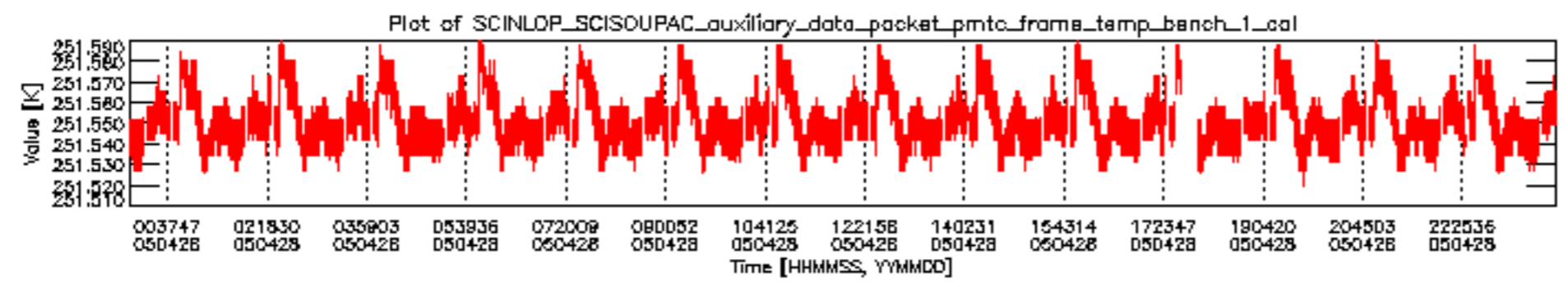
Number	ADF
	CNO (LEVEL_0_CONFIGURATION_FILE)
0	AUX_CNO_AXVPDS20020123_121901_20020101_000000_20200101_000000
	FPO (ORBIT_STATE_VECTOR_FILE)
1	AUX_FPO_AXVPDS20050427_224852_20050427_193601_20050507_210216
2	AUX_FPO_AXVPDS20050427_224911_20050427_193601_20050507_210216
3	AUX_FPO_AXVPDS20050428_235908_20050428_190424_20050508_203039

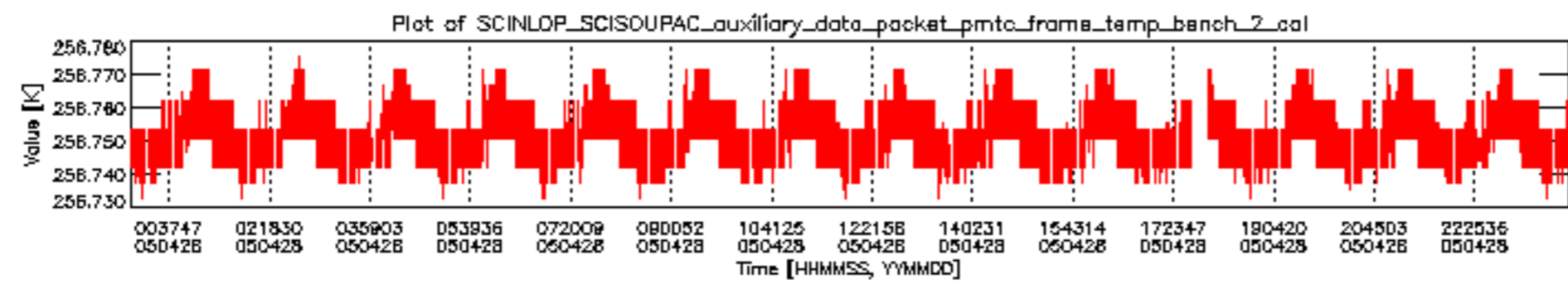


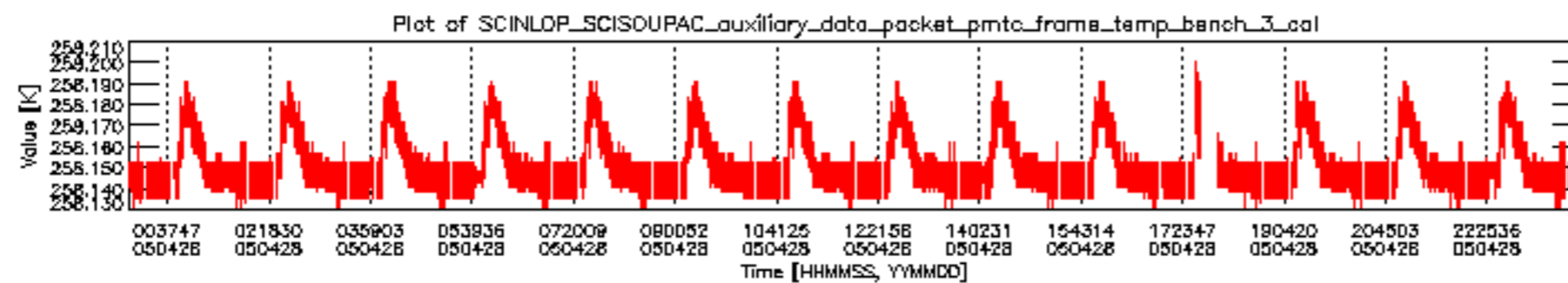
sciamachy_daily_report_level0_PFHS_5_32_N_20050428_5.PNG

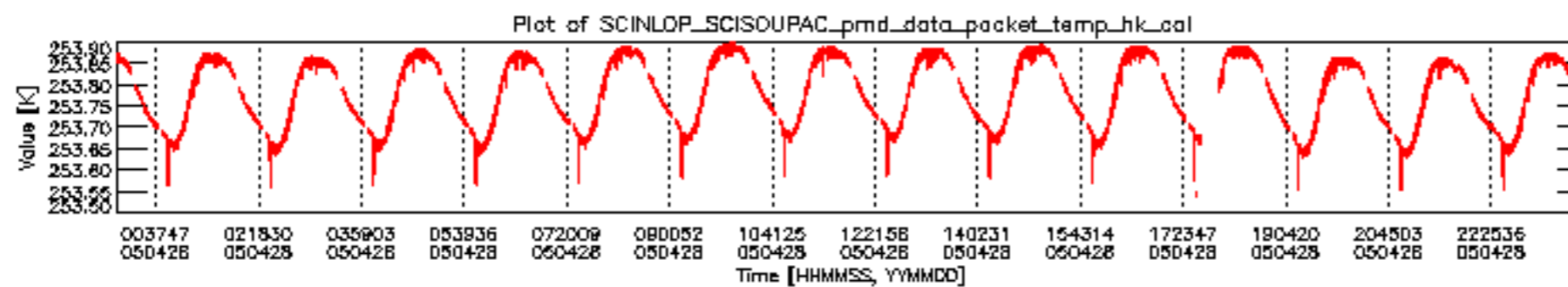


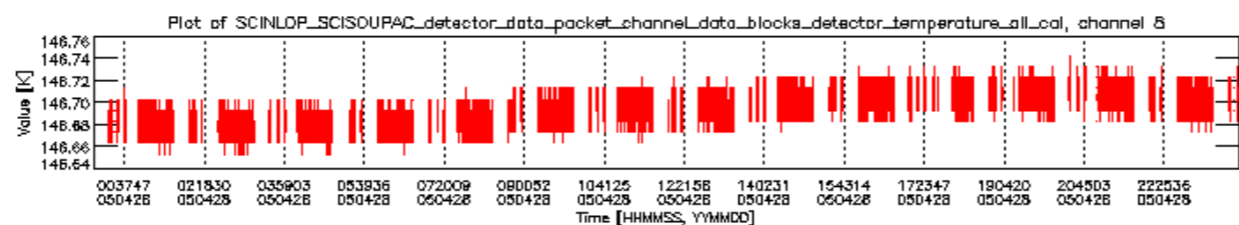
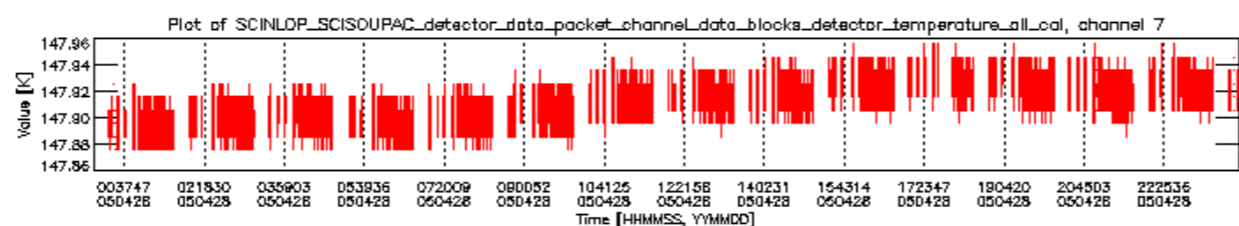
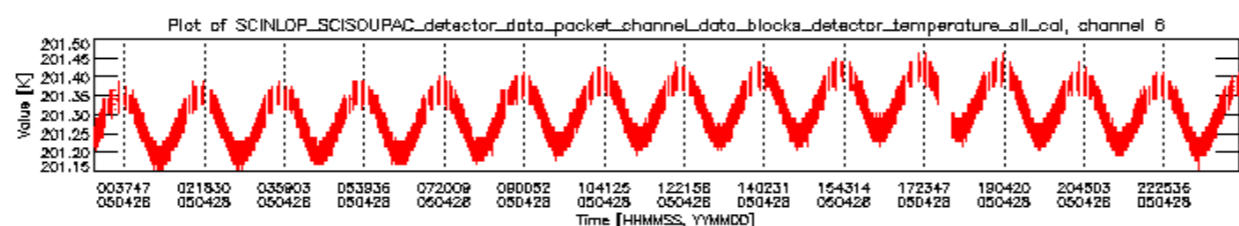
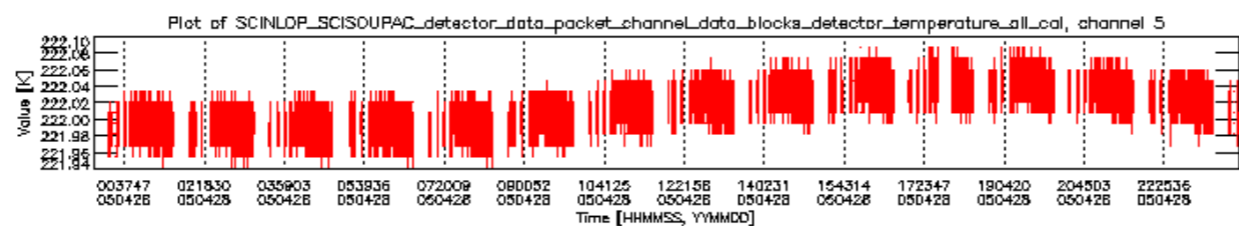
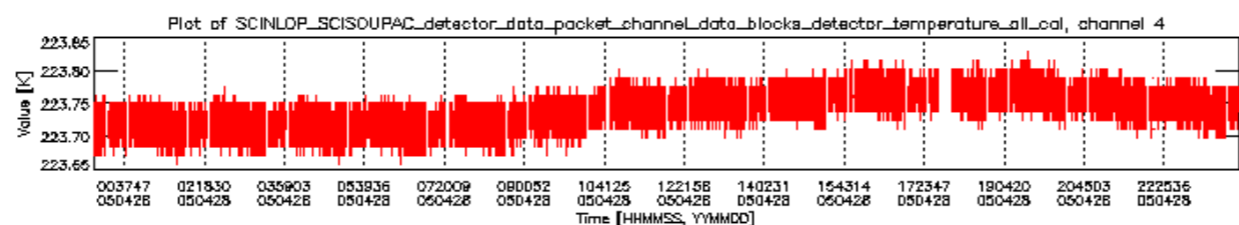
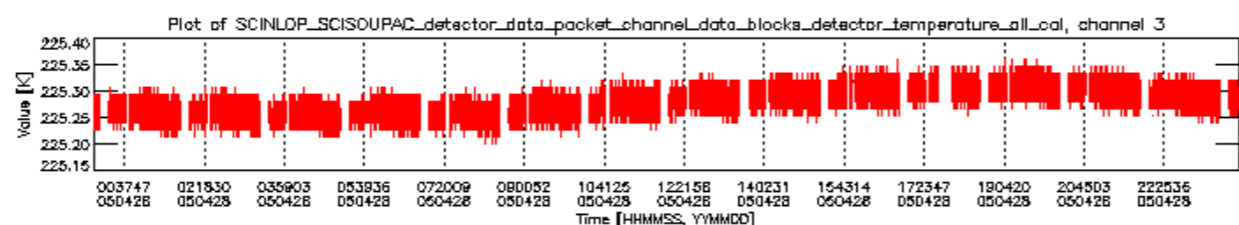
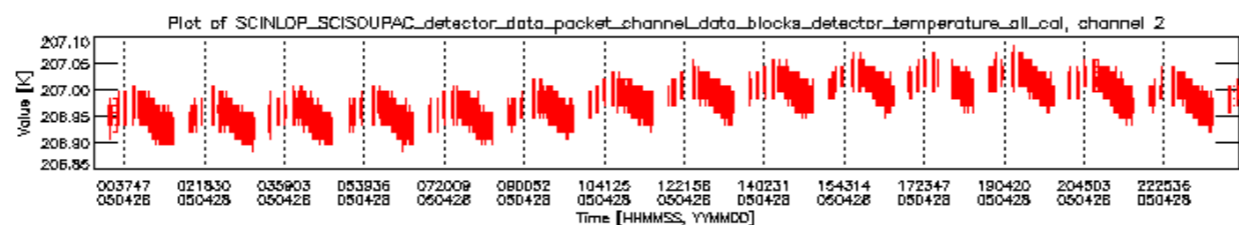
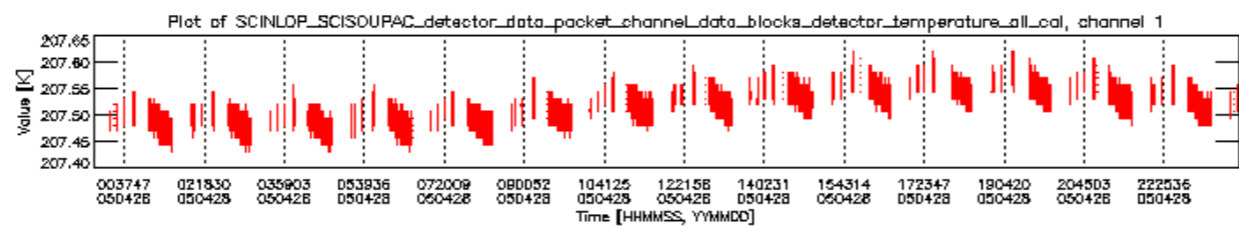
sciamachy_daily_report_level0_PFHS_5_32_N_20050428_6.PNG

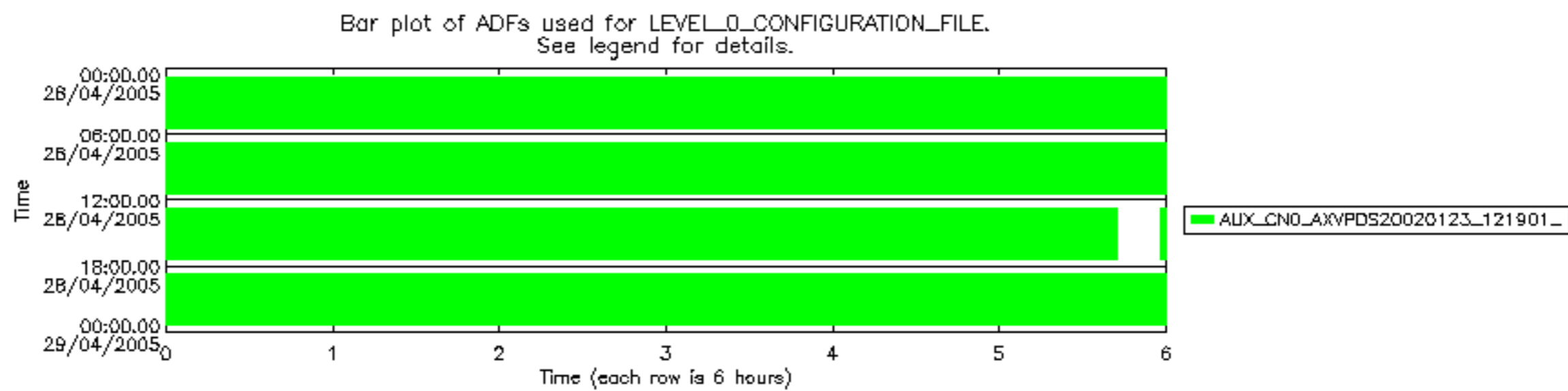












Bar plot of ADFs used for ORBIT_STATE_VECTOR_FILE.
See legend for details.

