

0. SCIAMACHY Daily Report for level 0 products

[0.1 General Info](#)

[0.2 Product Quality Indicators](#)

[0.3 ADF monitoring](#)

0.1 General Info

This report contains a daily analysis on parameters extracted from SCIAMACHY level 0 data (The SCI_NL__0P product).

0.1.1 Report summary

The table below shows general characteristics of the data that are included into this report.

Item	Value
Report version	vdraft_20050403
Time of report generation	28APR2005 03:32:35
Data source version	PFHS/5.32-N
Processing scope for products	24APR2005 00:00:00 to 25APR2005 00:00:00
Start time of first product within scope	23APR2005 23:10:39
Stop time of last product within scope	25APR2005 00:19:31
Total number of level 0 products	14
Number of level 0 products with errors	14

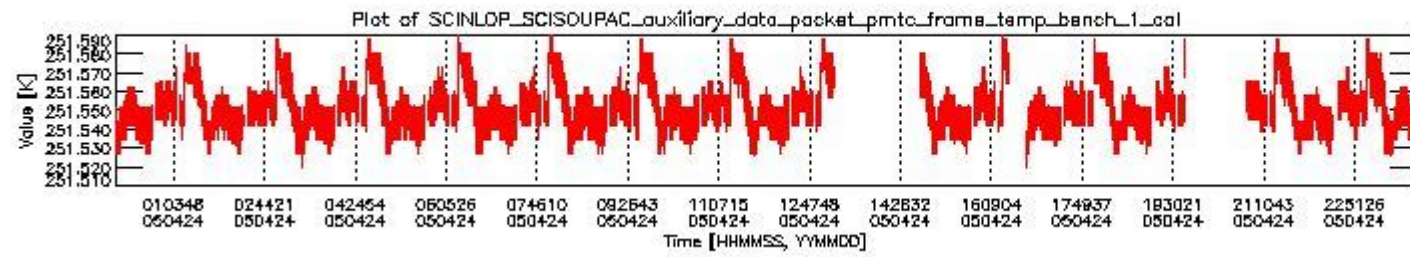
0.1.2 Summary per product

The following table shows a summary for each product used in this report.

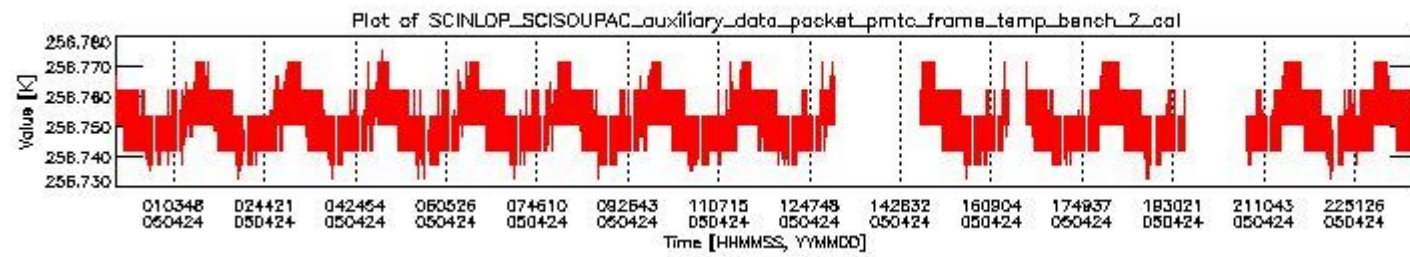
#	Product name	Start time	Stop time	Prod err	ISP err sign	ISP miss sign	ISP disc sign	rs sign
0	SCI_NL__0PNPDE20050423_231039_000060352036_00373_16459_2967.N1	23APR2005 23:10:39	24APR2005 00:51:14	1	0	1	0	0
1	SCI_NL__0PNPDE20050424_004951_000043982036_00374_16460_2968.N1	24APR2005 00:49:51	24APR2005 02:03:09	1	0	1	0	0
2	SCI_NL__0PNPDE20050424_020200_000061042036_00375_16461_2969.N1	24APR2005 02:02:00	24APR2005 03:43:45	1	0	1	0	0
3	SCI_NL__0PNPDE20050424_034345_000060352036_00376_16462_2970.N1	24APR2005 03:43:45	24APR2005 05:24:20	1	0	1	0	0
4	SCI_NL__0PNPDE20050424_052420_000060352036_00377_16463_2971.N1	24APR2005 05:24:20	24APR2005 07:04:56	1	0	1	0	0
5	SCI_NL__0PNPDK20050424_070456_000041002036_00378_16464_3293.N1	24APR2005 07:04:56	24APR2005 08:13:17	1	0	1	0	0
6	SCI_NL__0PNPDK20050424_081221_000061592036_00379_16465_3296.N1	24APR2005 08:12:21	24APR2005 09:55:01	1	0	1	0	0
7	SCI_NL__0PNPDK20050424_095501_000059662036_00380_16466_3298.N1	24APR2005 09:55:01	24APR2005 11:34:28	1	0	1	0	0
8	SCI_NL__0PNPDK20050424_113332_000060352036_00381_16467_3299.N1	24APR2005 11:33:32	24APR2005 13:14:07	1	0	1	0	0
9	SCI_NL__0PNPDK20050424_145130_000057302036_00383_16469_3301.N1	24APR2005 14:51:30	24APR2005 16:27:01	1	0	1	0	0
10	SCI_NL__0PNPDK20050424_164745_000046832036_00384_16470_3302.N1	24APR2005 16:47:45	24APR2005 18:05:48	1	0	1	0	0
11	SCI_NL__0PNPDK20050424_180452_000058842036_00385_16471_3303.N1	24APR2005 18:04:52	24APR2005 19:42:57	1	0	1	0	0
12	SCI_NL__0PNPDE20050424_205157_000064672036_00386_16472_2975.N1	24APR2005 20:51:57	24APR2005 22:39:44	1	0	1	0	0
13	SCI_NL__0PNPDE20050424_223813_000060782036_00387_16473_2979.N1	24APR2005 22:38:13	25APR2005 00:19:31	1	0	1	0	0

0.2 Product Quality Indicators

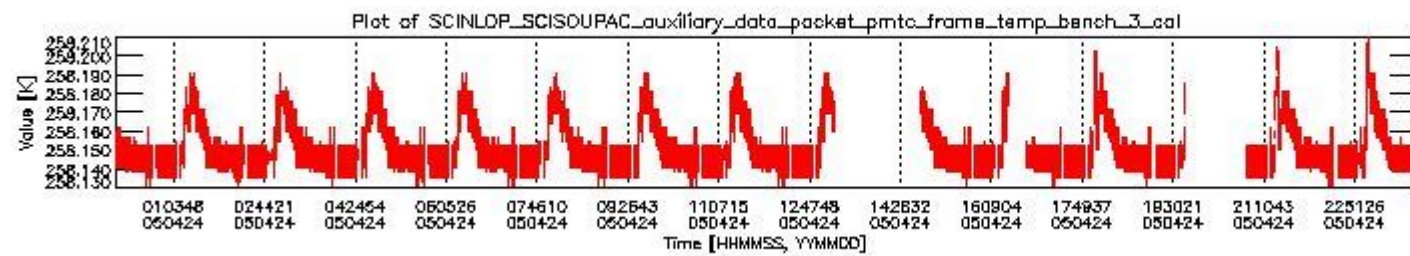
This section shows information about product quality, currently temperatures.



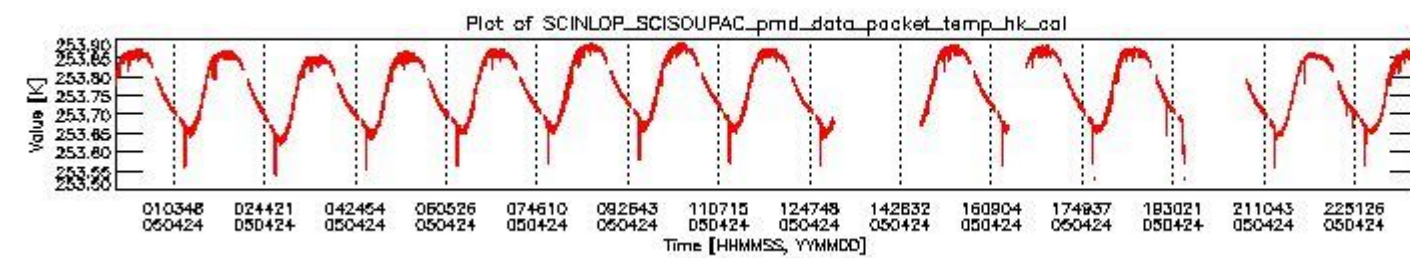
sciamachy_daily_report_level0_PFHS_5_32_N_20050424_0.PNG



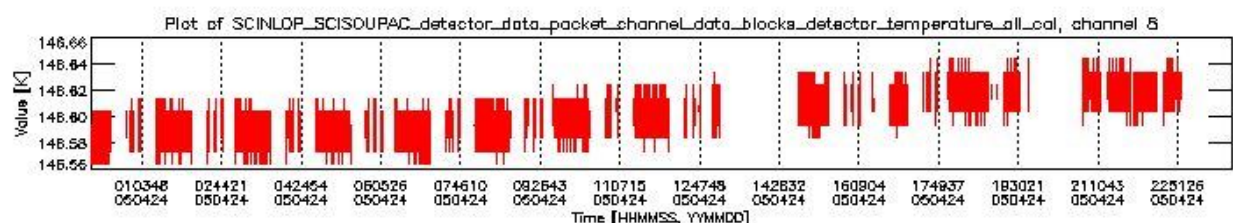
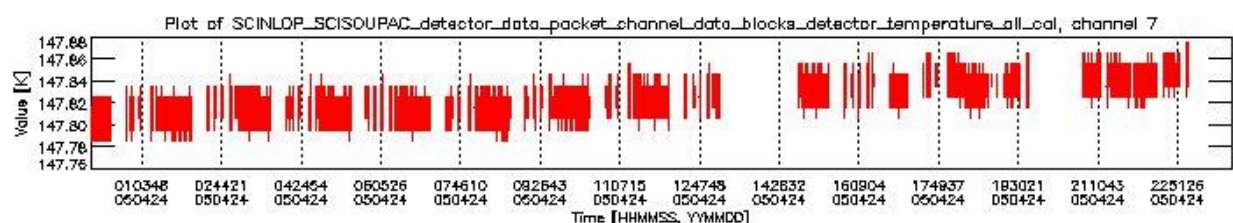
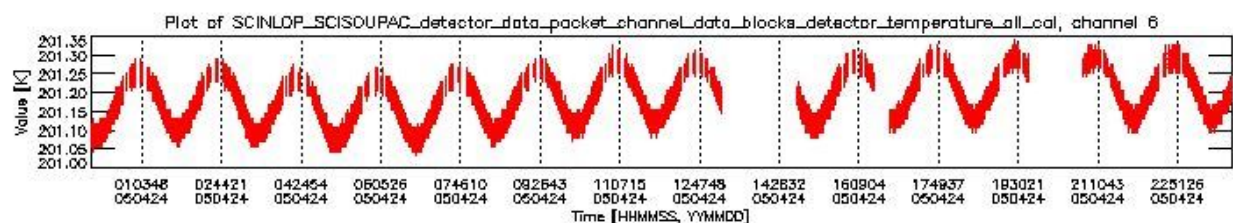
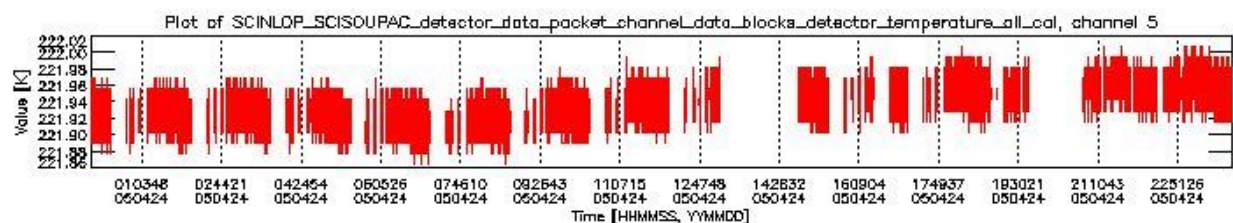
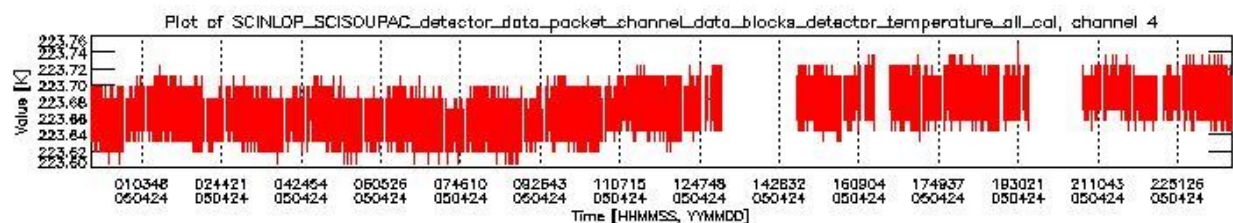
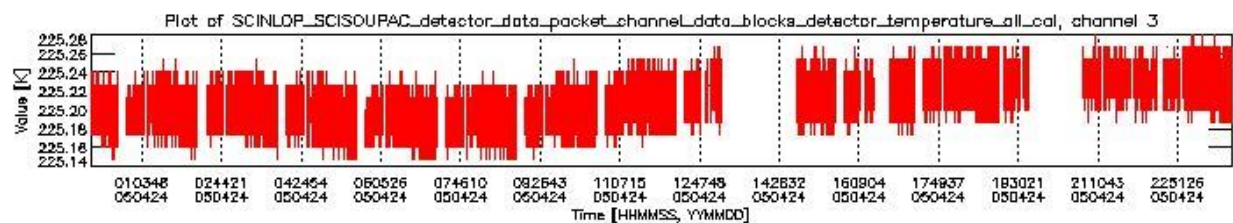
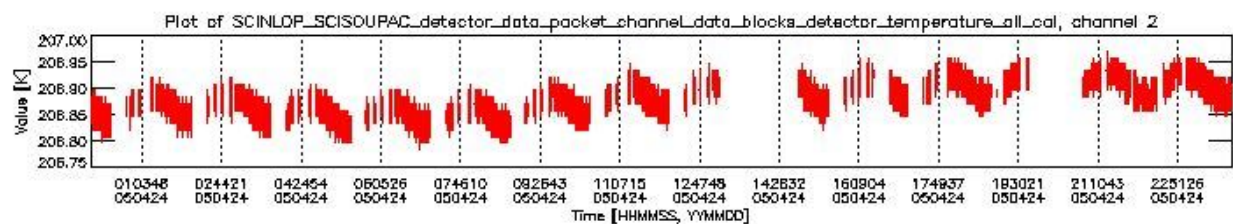
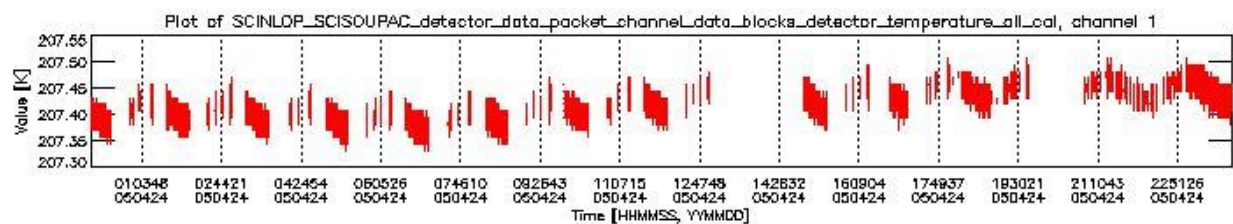
sciamachy_daily_report_level0_PFHS_5_32_N_20050424_1.PNG



sciamachy_daily_report_level0_PFHS_5_32_N_20050424_2.PNG



sciamachy_daily_report_level0_PFHS_5_32_N_20050424_3.PNG



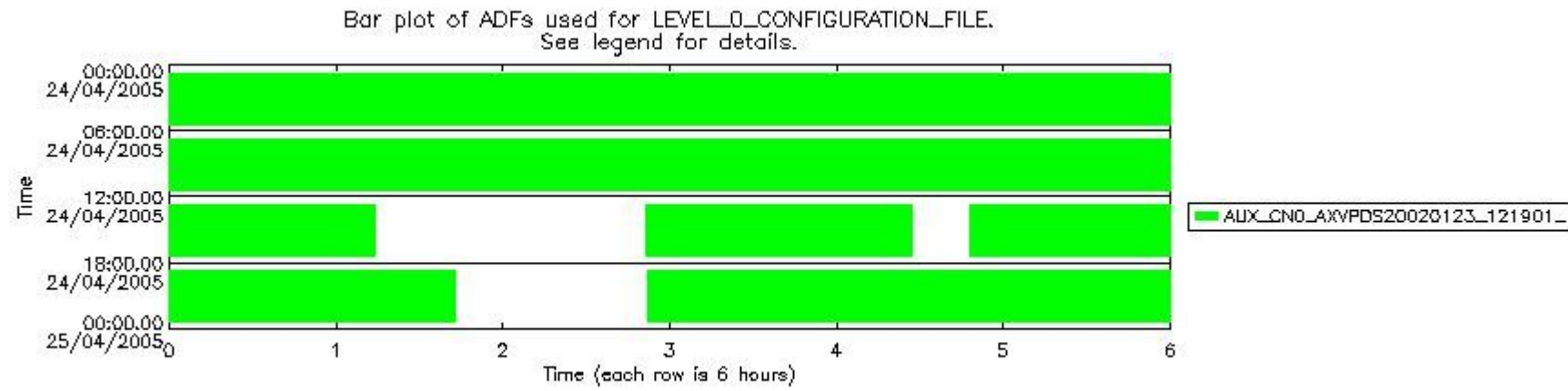
0.3 ADF monitoring

This section shows the (variation in) ADFs used for each of the products. It consists of:

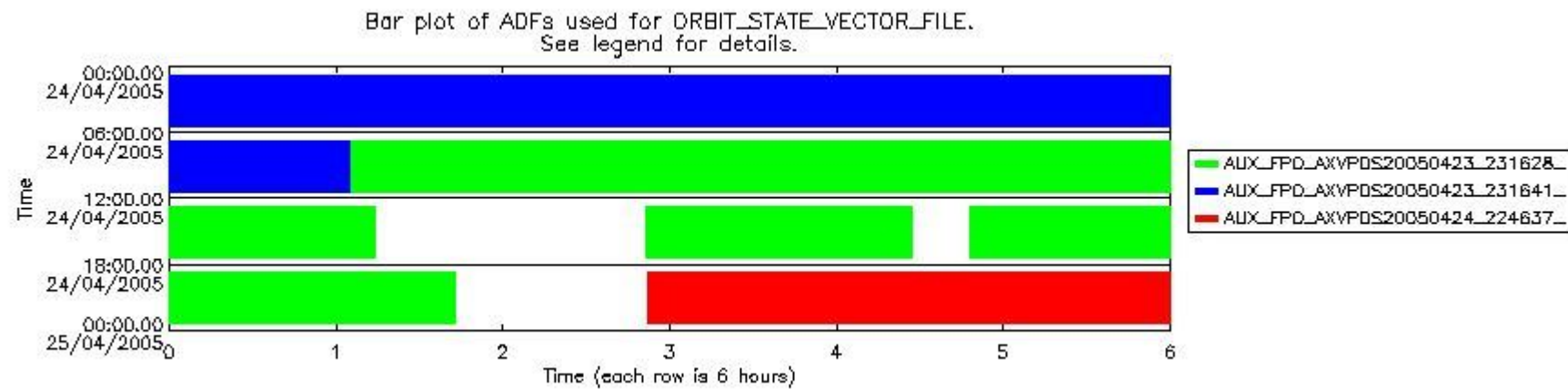
- A table showing which ADFs were used for processing (red values indicate that multiple ADFs of the same type were used)
- Various time line plots, one for each ADF, which show when which ADF was used.

If multiple ADFs of a single type were used, these are marked **red** in the table.

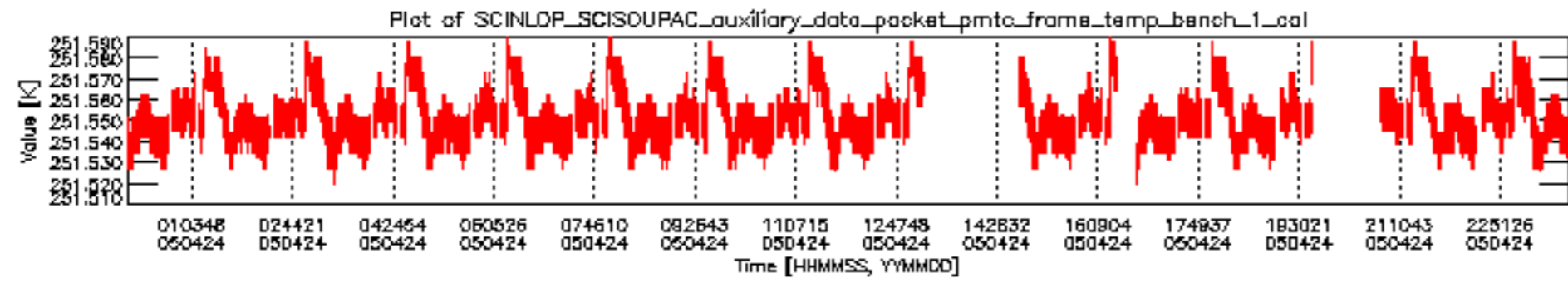
Number	ADF
	CNO (LEVEL_0_CONFIGURATION_FILE)
0	AUX_CNO_AXVPDS20020123_121901_20020101_000000_20200101_000000
	FPO (ORBIT_STATE_VECTOR_FILE)
1	AUX_FPO_AXVPDS20050423_231628_20050423_182117_20050503_212808
2	AUX_FPO_AXVPDS20050423_231641_20050423_182117_20050503_212808
3	AUX_FPO_AXVPDS20050424_224637_20050424_193016_20050504_205631

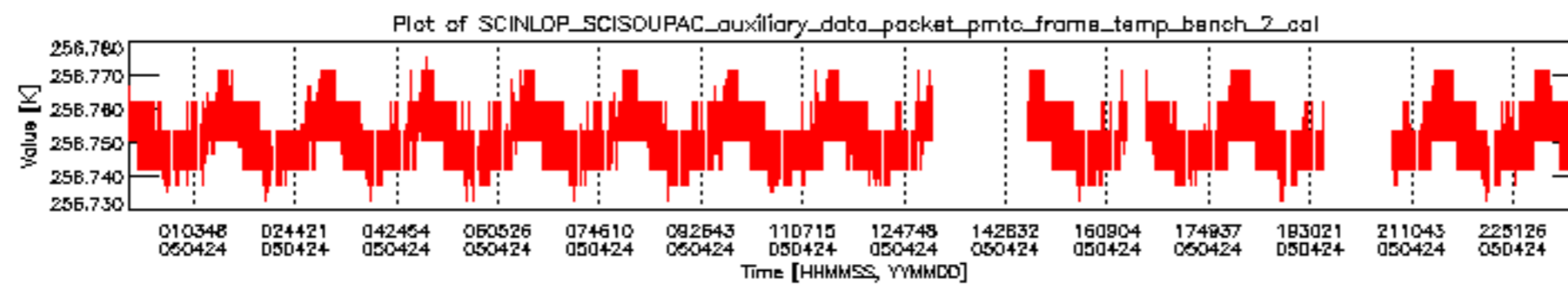


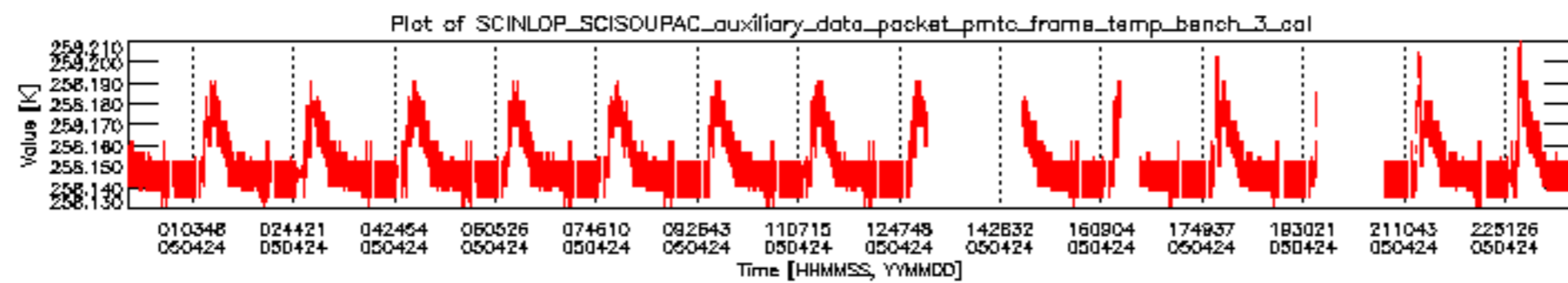
sciamachy_daily_report_level0_PFHS_5_32_N_20050424_5.PNG

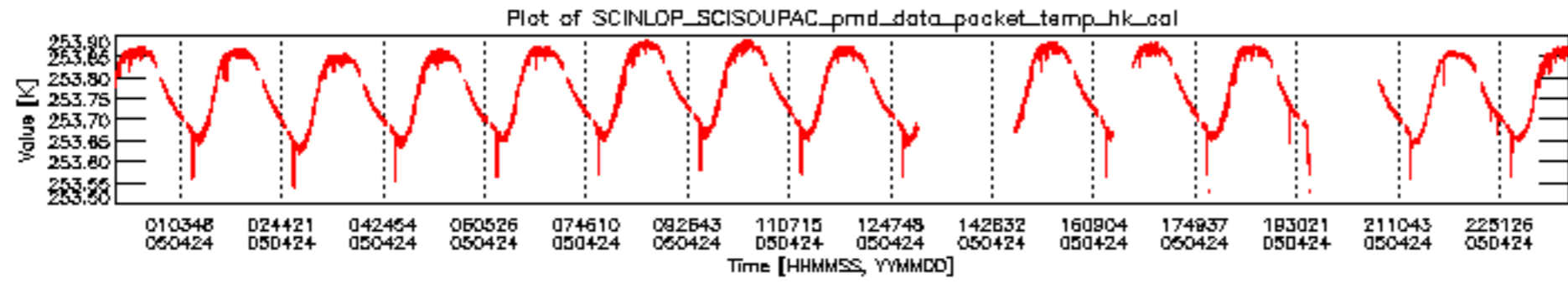


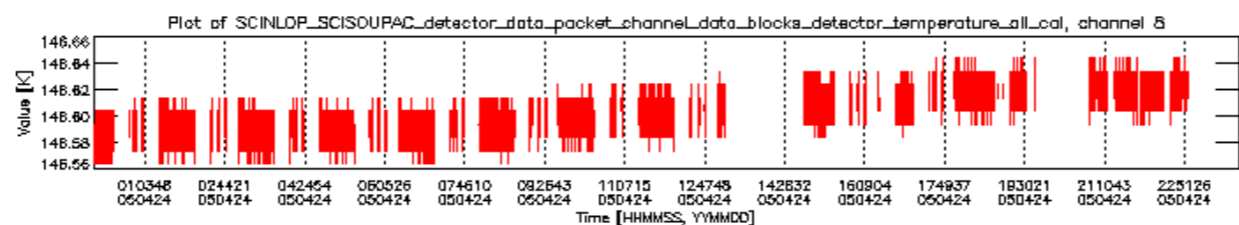
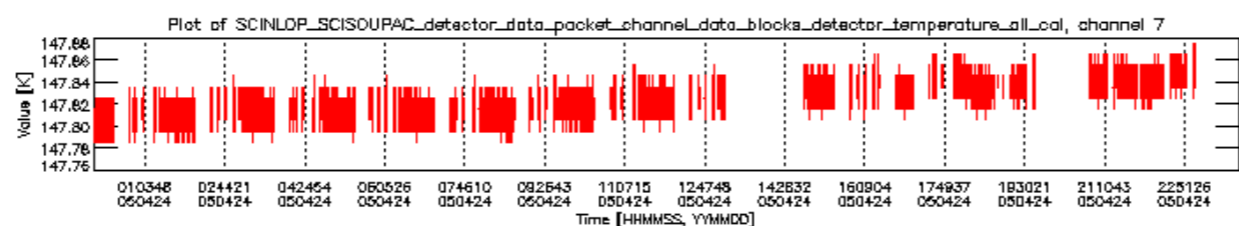
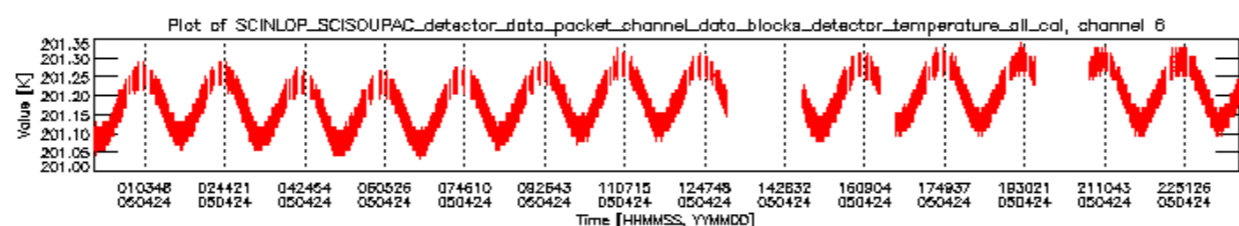
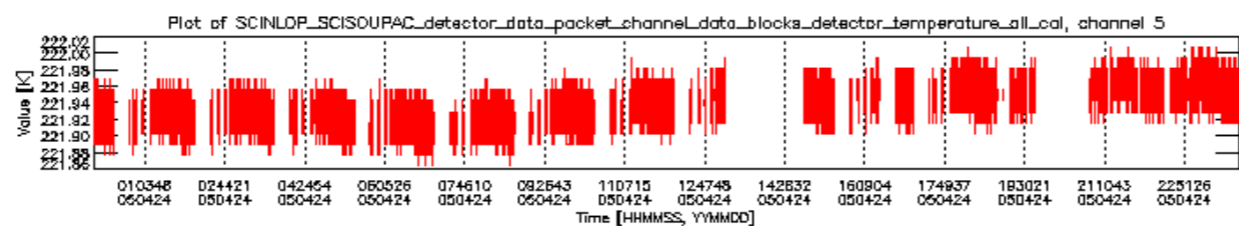
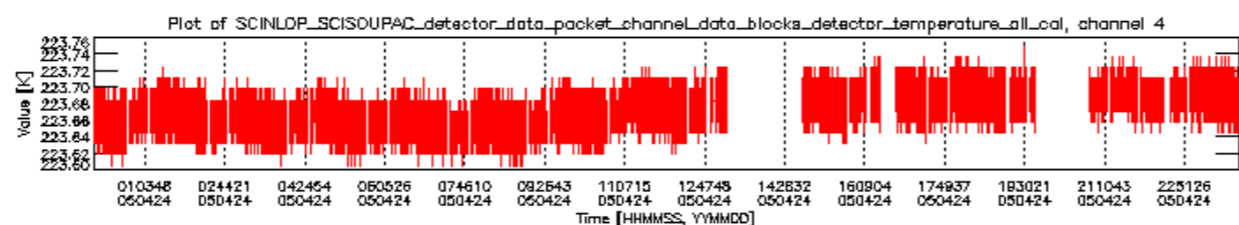
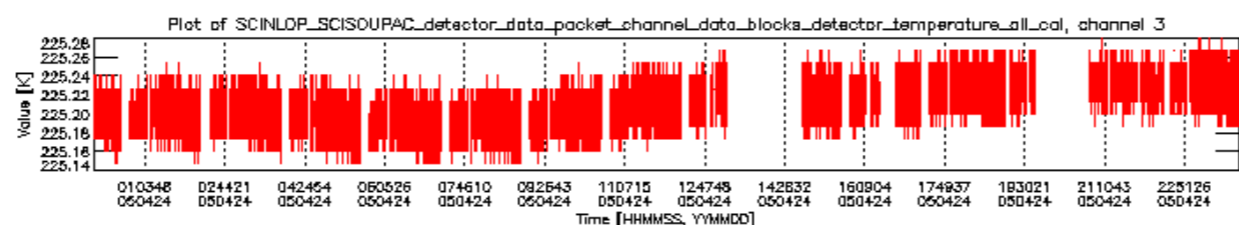
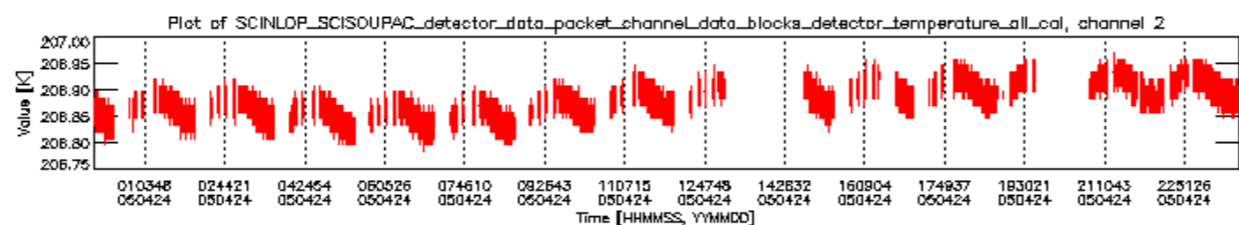
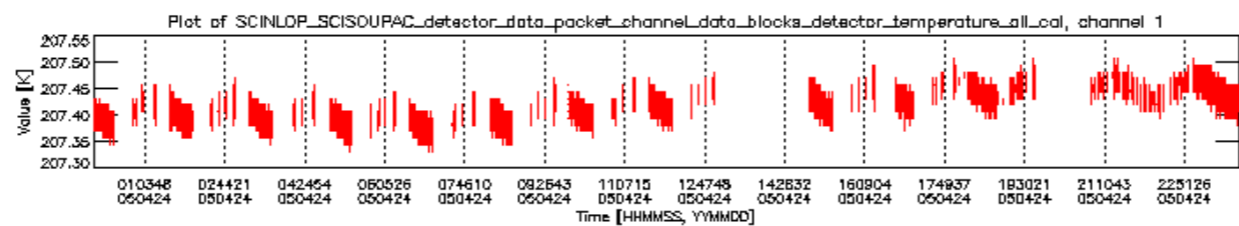
sciamachy_daily_report_level0_PFHS_5_32_N_20050424_6.PNG

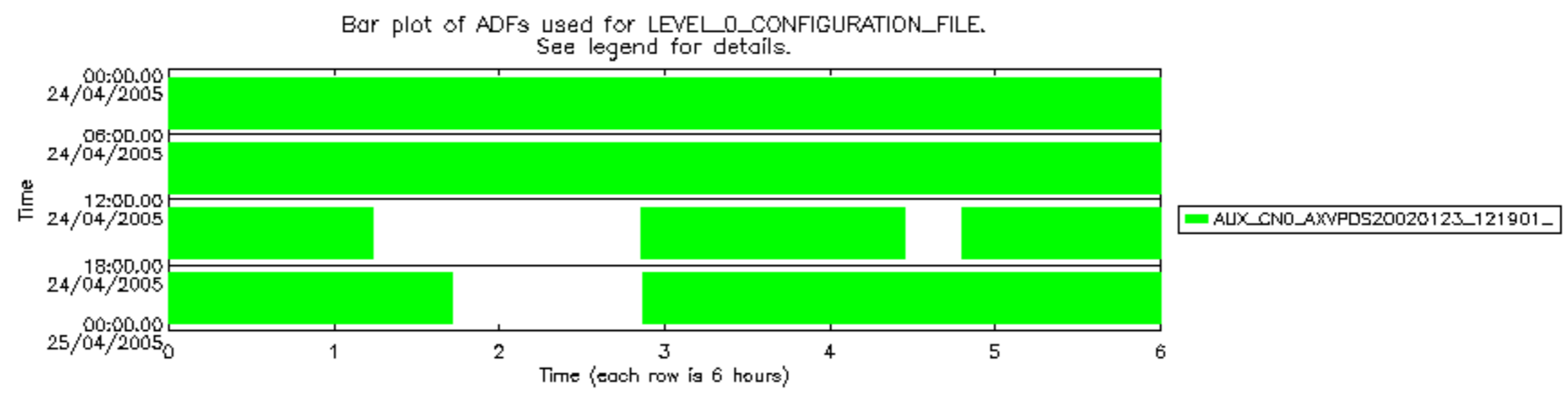












Bar plot of ADFs used for ORBIT_STATE_VECTOR_FILE.
See legend for details.

