

0. SCIAMACHY Daily Report for level 0 products

[0.1 General Info](#)

[0.2 Product Quality Indicators](#)

[0.3 ADF monitoring](#)

0.1 General Info

This report contains a daily analysis on parameters extracted from SCIAMACHY level 0 data (The SCI_NL__0P product).

0.1.1 Report summary

The table below shows general characteristics of the data that are included into this report.

Item	Value
Report version	vdraft_20050403
Time of report generation	27APR2005 04:13:06
Data source version	PFHS/5.32-N
Processing scope for products	23APR2005 00:00:00 to 24APR2005 00:00:00
Start time of first product within scope	22APR2005 23:40:10
Stop time of last product within scope	24APR2005 00:51:14
Total number of level 0 products	14
Number of level 0 products with errors	14

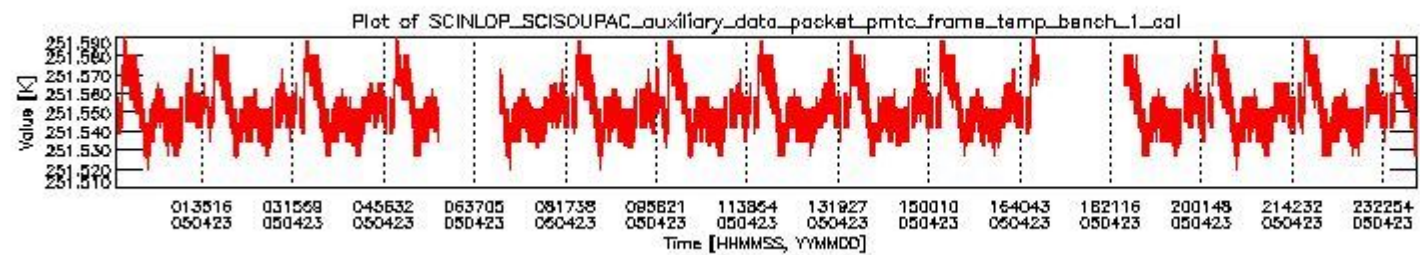
0.1.2 Summary per product

The following table shows a summary for each product used in this report.

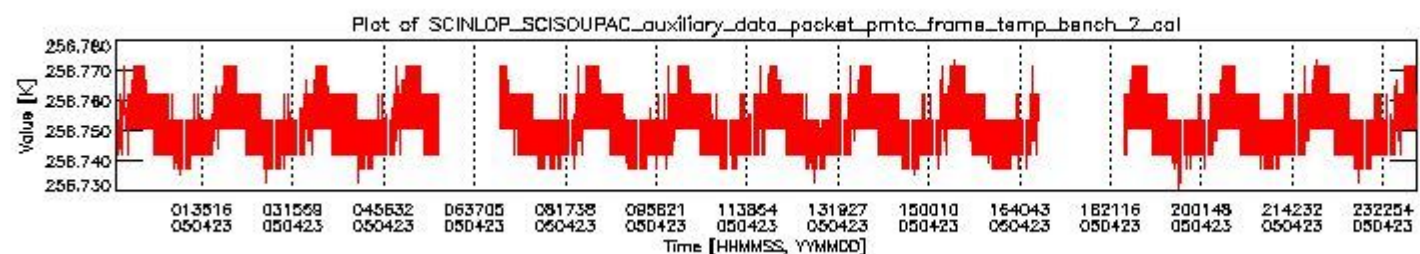
#	Product name	Start time	Stop time	Prod err	ISP err sign	ISP miss sign	ISP disc sign	rs sign
0	SCI_NL__0PNPDE20050422_234010_000060842036_00359_16445_2957.N1	22APR2005 23:40:10	23APR2005 01:21:34	1	0	1	0	0
1	SCI_NL__0PNPDE20050423_012134_000043282036_00360_16446_2958.N1	23APR2005 01:21:34	23APR2005 02:33:42	1	0	1	0	0
2	SCI_NL__0PNPDE20050423_023342_000061602036_00361_16447_2959.N1	23APR2005 02:33:42	23APR2005 04:16:22	1	0	1	0	0
3	SCI_NL__0PNPDE20050423_041526_000060352036_00362_16448_2960.N1	23APR2005 04:15:26	23APR2005 05:56:02	1	0	1	0	0
4	SCI_NL__0PNPDK20050423_070423_000061602036_00364_16450_3281.N1	23APR2005 07:04:23	23APR2005 08:47:03	1	0	1	0	0
5	SCI_NL__0PNPDK20050423_084607_000059662036_00365_16451_3282.N1	23APR2005 08:46:07	23APR2005 10:25:34	1	0	1	0	0
6	SCI_NL__0PNPDK20050423_102534_000059792036_00366_16452_3283.N1	23APR2005 10:25:34	23APR2005 12:05:13	1	0	1	0	0
7	SCI_NL__0PNPDK20050423_120405_000060352036_00367_16453_3284.N1	23APR2005 12:04:05	23APR2005 13:44:40	1	0	1	0	0
8	SCI_NL__0PNPDK20050423_134440_000059112036_00368_16454_3285.N1	23APR2005 13:44:40	23APR2005 15:23:12	1	0	1	0	0
9	SCI_NL__0PNPDK20050423_152216_000058422036_00369_16455_3286.N1	23APR2005 15:22:16	23APR2005 16:59:38	1	0	1	0	0
10	SCI_NL__0PNPDK20050423_183513_000062292036_00371_16457_3288.N1	23APR2005 18:35:13	23APR2005 20:19:03	1	0	1	0	0
11	SCI_NL__0PNPDE20050423_201615_000043442036_00372_16458_2962.N1	23APR2005 20:16:15	23APR2005 21:28:40	1	0	1	0	0
12	SCI_NL__0PNPDE20050423_212719_000062432036_00372_16458_2963.N1	23APR2005 21:27:19	23APR2005 23:11:23	1	0	1	0	0
13	SCI_NL__0PNPDE20050423_231039_000060352036_00373_16459_2967.N1	23APR2005 23:10:39	24APR2005 00:51:14	1	0	1	0	0

0.2 Product Quality Indicators

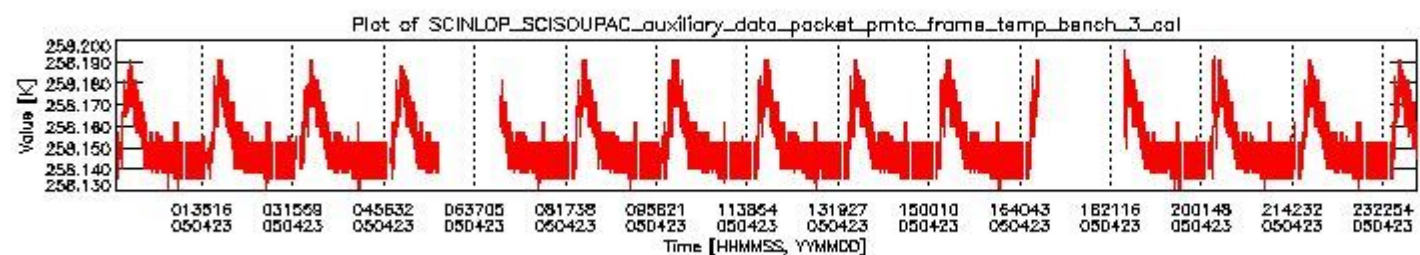
This section shows information about product quality, currently temperatures.



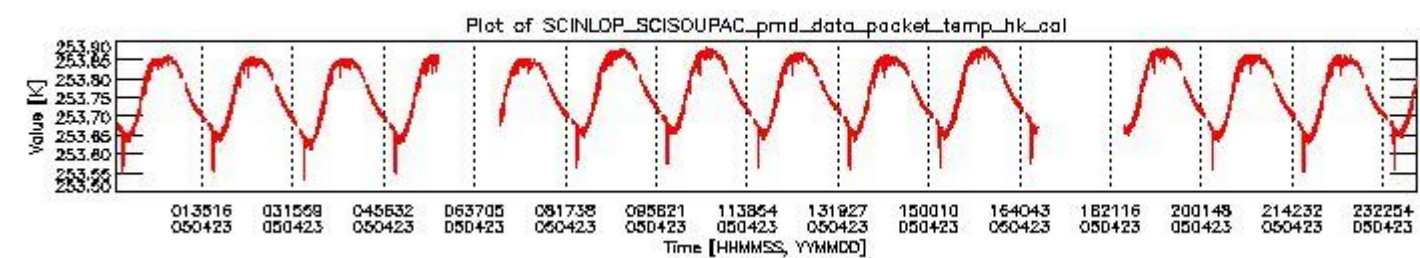
sciamachy_daily_report_level0_PFHS_5_32_N_20050423_0.PNG



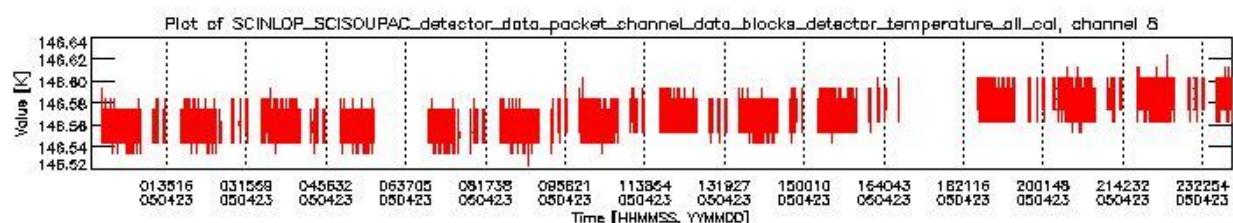
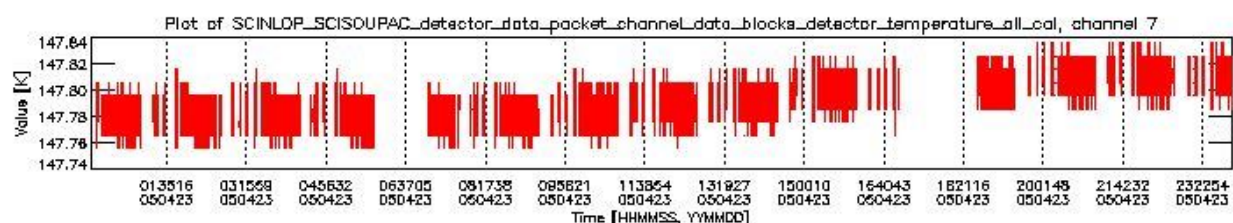
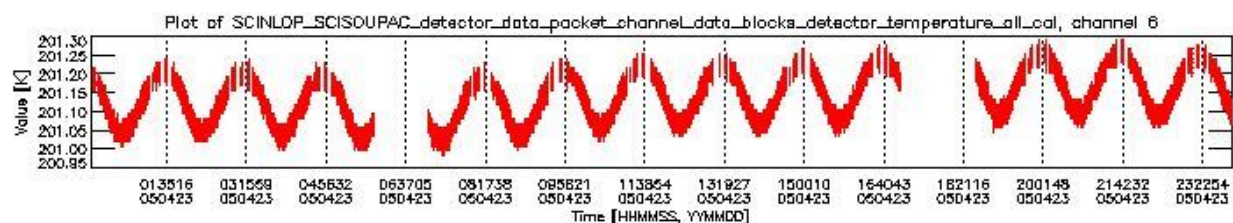
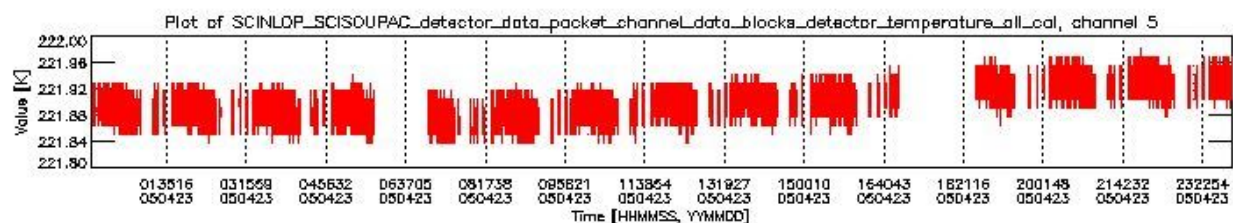
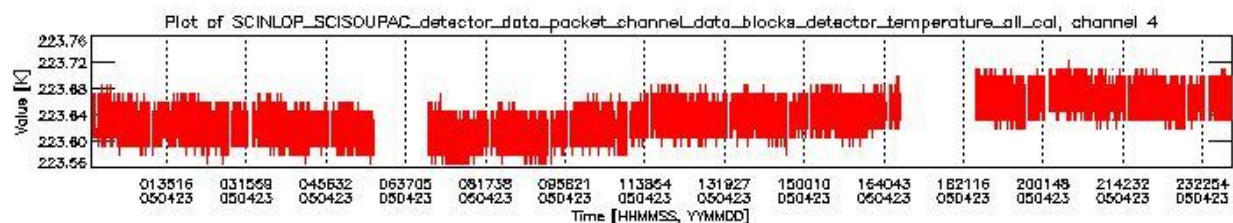
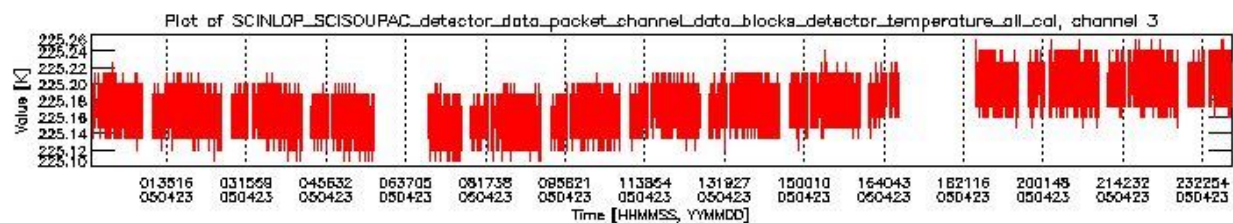
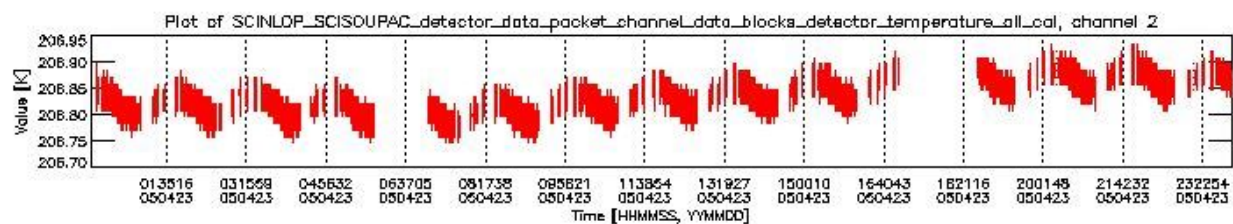
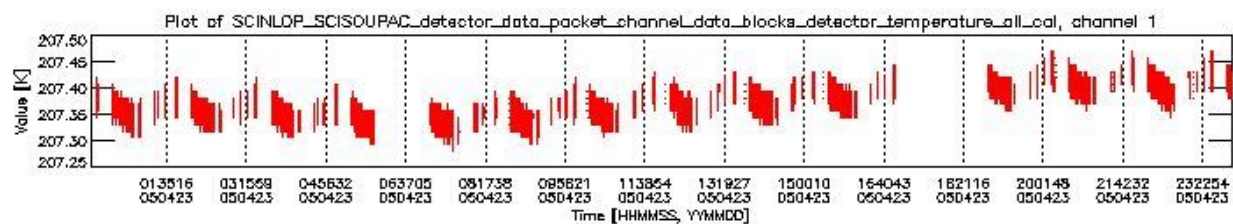
sciamachy_daily_report_level0_PFHS_5_32_N_20050423_1.PNG



sciamachy_daily_report_level0_PFHS_5_32_N_20050423_2.PNG



sciamachy_daily_report_level0_PFHS_5_32_N_20050423_3.PNG



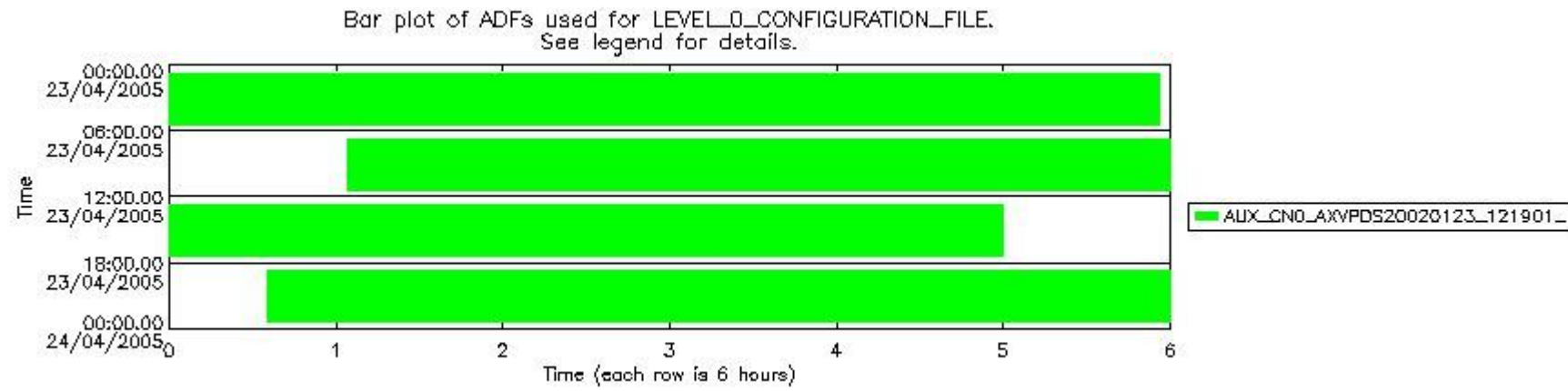
0.3 ADF monitoring

This section shows the (variation in) ADFs used for each of the products. It consists of:

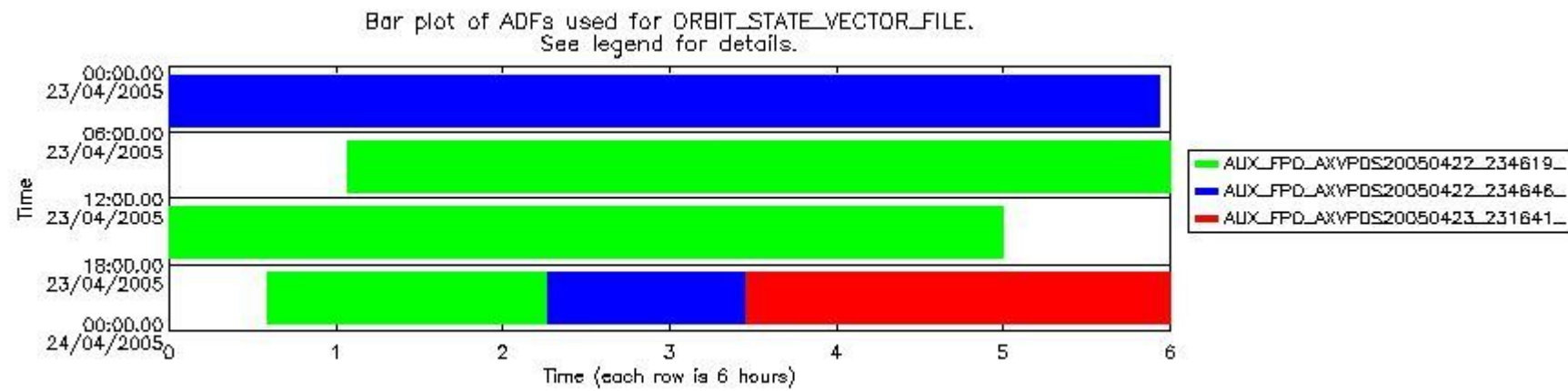
- A table showing which ADFs were used for processing (red values indicate that multiple ADFs of the same type were used)
- Various time line plots, one for each ADF, which show when which ADF was used.

If multiple ADFs of a single type were used, these are marked **red** in the table.

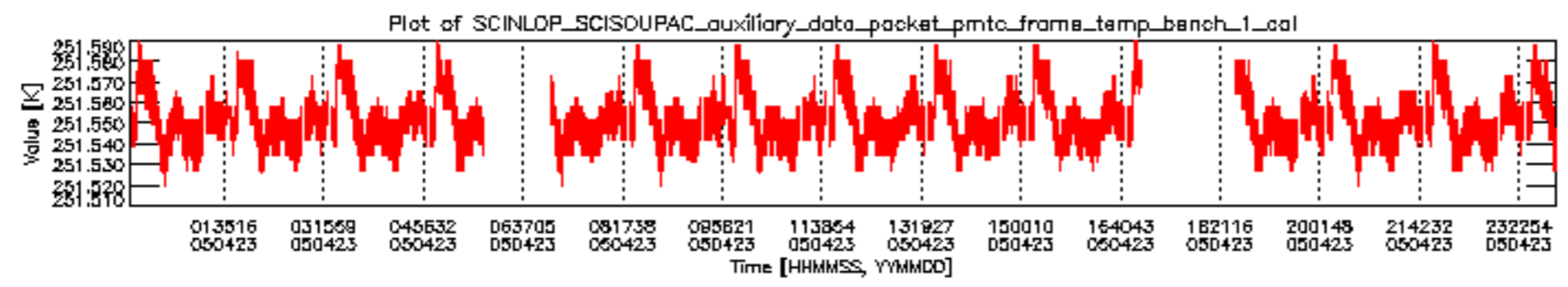
Number	ADF
	CNO (LEVEL_0_CONFIGURATION_FILE)
0	AUX_CNO_AXVPDS20020123_121901_20020101_000000_20200101_000000
	FPO (ORBIT_STATE_VECTOR_FILE)
1	AUX_FPO_AXVPDS20050422_234619_20050422_185254_20050502_201909
2	AUX_FPO_AXVPDS20050422_234646_20050422_185254_20050502_201909
3	AUX_FPO_AXVPDS20050423_231641_20050423_182117_20050503_212808

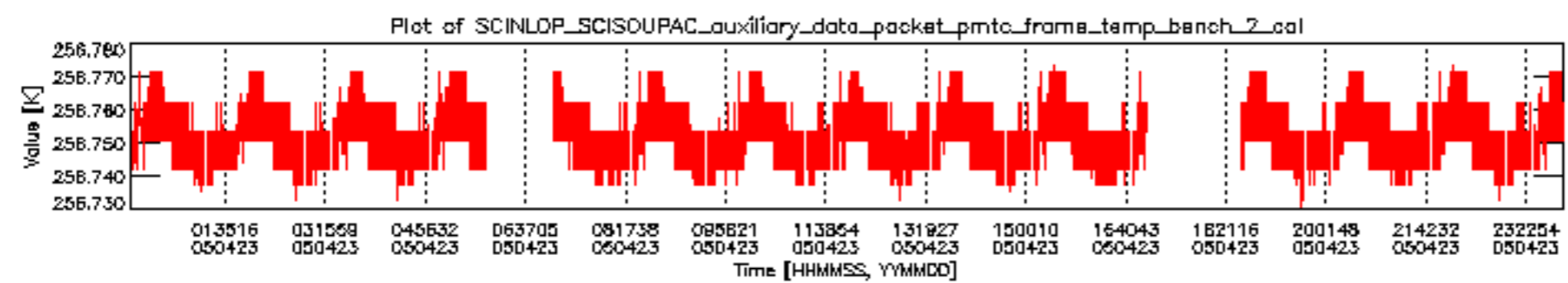


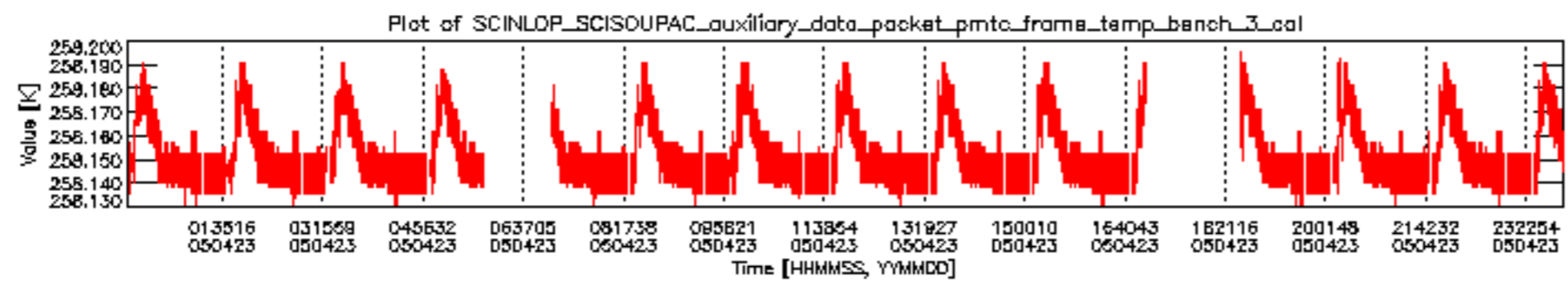
sciamachy_daily_report_level0_PFHS_5_32_N_20050423_5.PNG

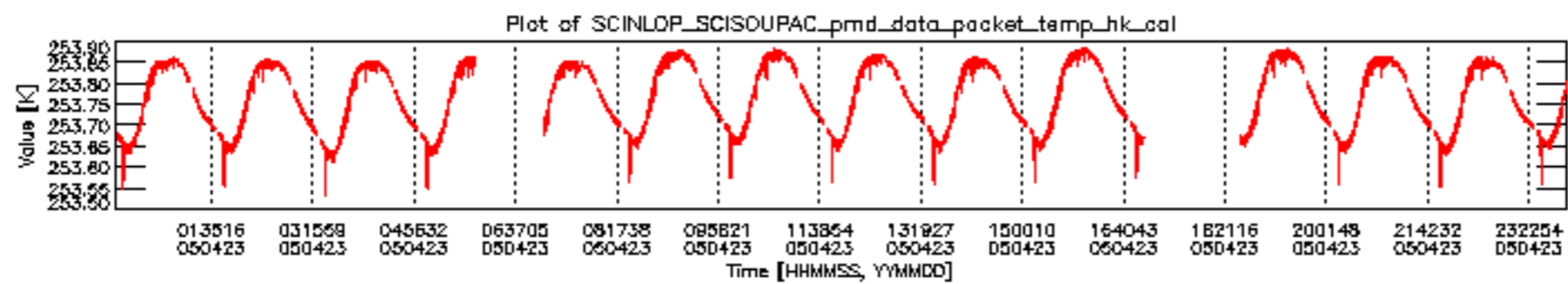


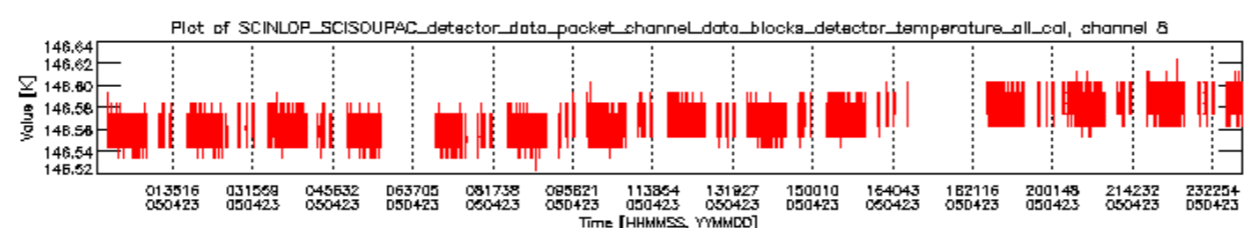
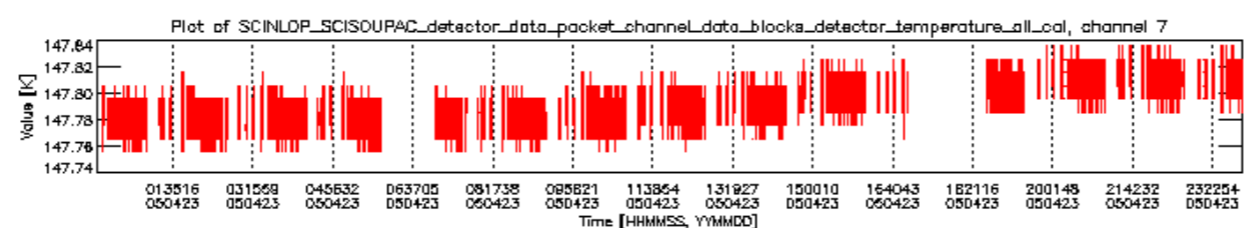
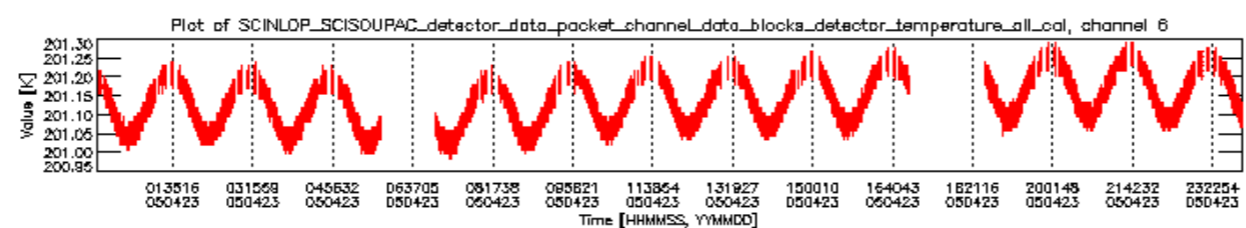
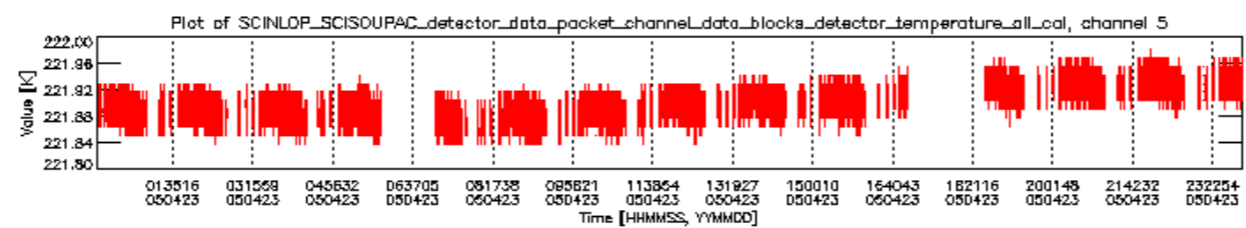
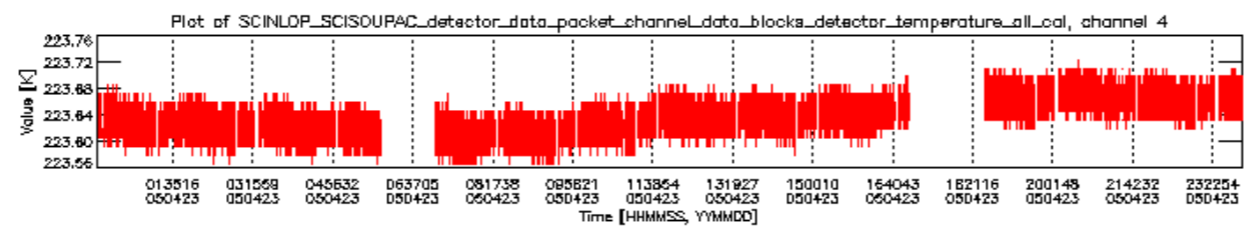
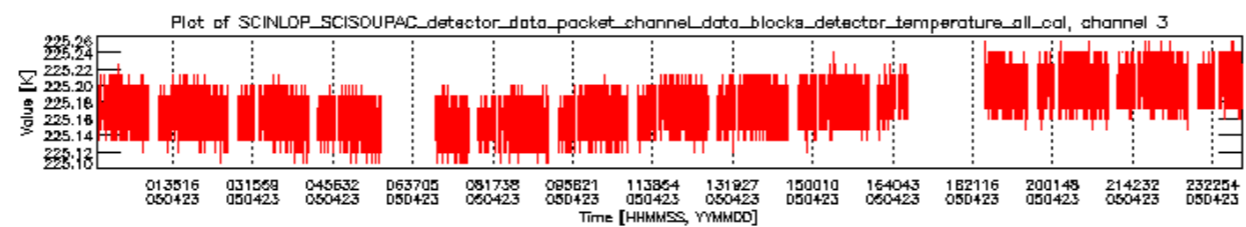
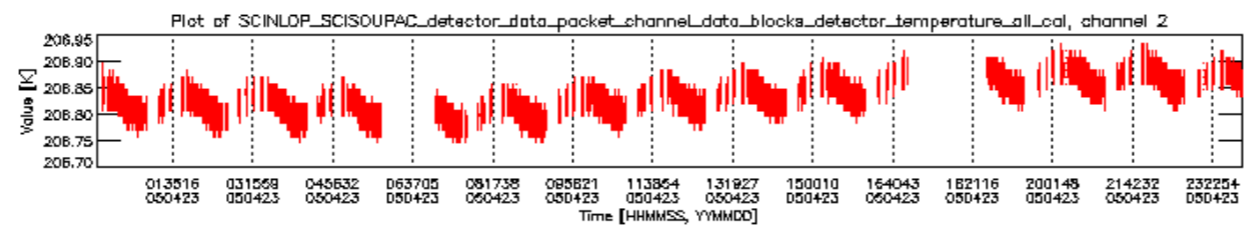
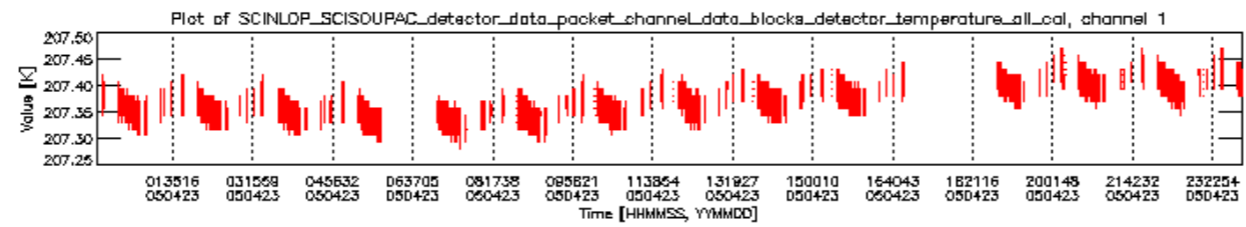
sciamachy_daily_report_level0_PFHS_5_32_N_20050423_6.PNG

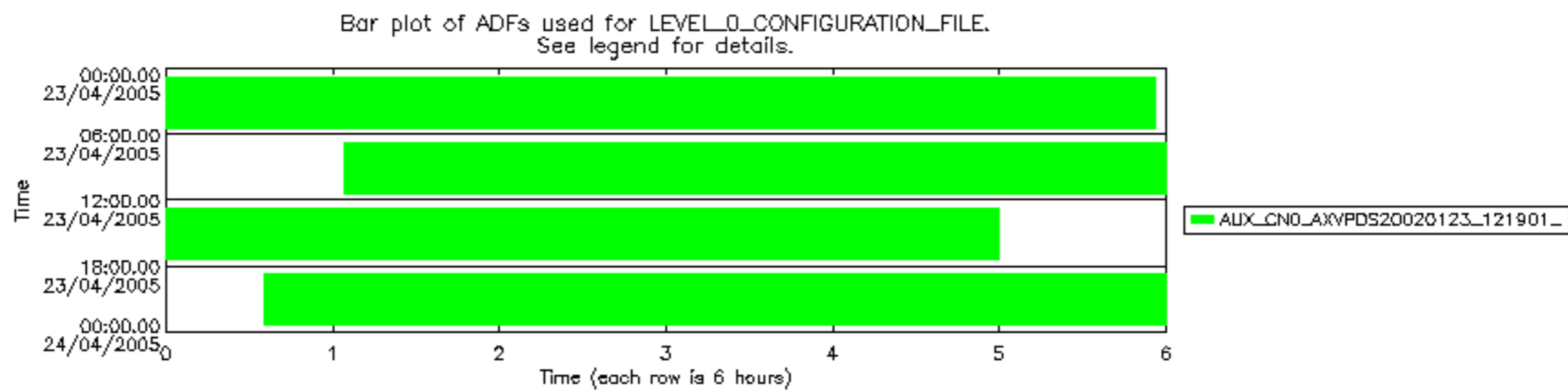












Bar plot of ADFs used for ORBIT_STATE_VECTOR_FILE.
See legend for details.

