

0. SCIAMACHY Daily Report for level 0 products

[0.1 General Info](#)

[0.2 Product Quality Indicators](#)

[0.3 ADF monitoring](#)

0.1 General Info

This report contains a daily analysis on parameters extracted from SCIAMACHY level 0 data (The SCI_NL__0P product).

0.1.1 Report summary

The table below shows general characteristics of the data that are included into this report.

| Item | Value |
|--|--|
| Report version | vdraft_20050403 |
| Time of report generation | 23APR2005 04:43:02 |
| Data source version | PFHS/5.32-N |
| Processing scope for products | 19APR2005 00:00:00 to 20APR2005 00:00:00 |
| Start time of first product within scope | 18APR2005 22:27:21 |
| Stop time of last product within scope | 20APR2005 01:16:48 |
| Total number of level 0 products | 16 |
| Number of level 0 products with errors | 16 |

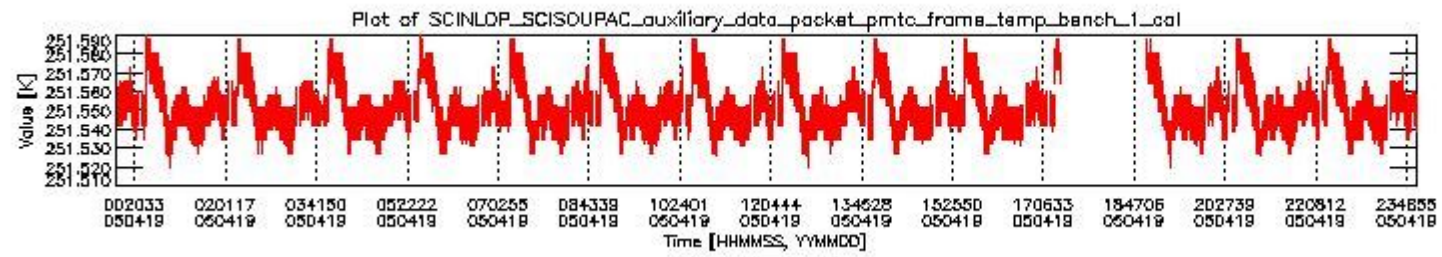
0.1.2 Summary per product

The following table shows a summary for each product used in this report.

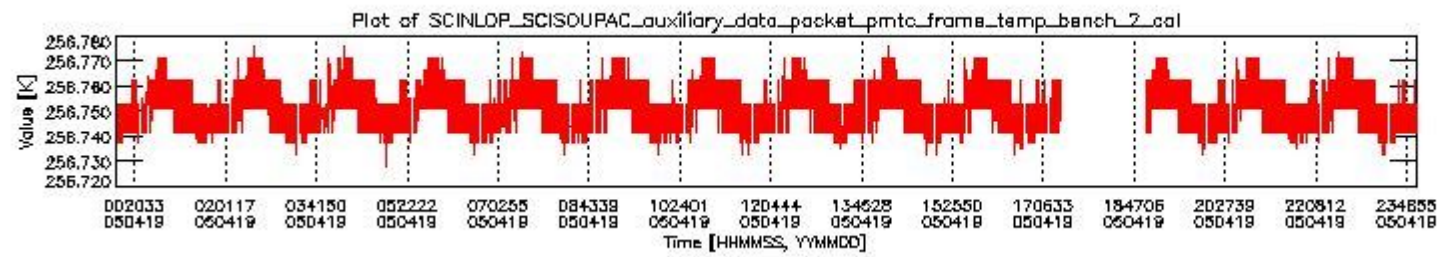
| # | Product name | Start time | Stop time | Prod err | ISP err sign | ISP miss sign | ISP disc sign | rs sign |
|----|--|--------------------|--------------------|----------|--------------|---------------|---------------|---------|
| 0 | SCI_NL__0PNPDE20050418_222721_000060792036_00301_16387_2929.N1 | 18APR2005 22:27:21 | 19APR2005 00:08:40 | 1 | 0 | 1 | 0 | 0 |
| 1 | SCI_NL__0PNPDE20050419_000716_000059862036_00302_16388_2930.N1 | 19APR2005 00:07:16 | 19APR2005 01:47:03 | 1 | 0 | 1 | 0 | 0 |
| 2 | SCI_NL__0PNPDE20050419_014540_000045232036_00303_16389_2931.N1 | 19APR2005 01:45:40 | 19APR2005 03:01:03 | 1 | 0 | 1 | 0 | 0 |
| 3 | SCI_NL__0PNPDE20050419_025954_000061602036_00304_16390_2932.N1 | 19APR2005 02:59:54 | 19APR2005 04:42:34 | 1 | 0 | 1 | 0 | 0 |
| 4 | SCI_NL__0PNPDE20050419_044234_000060352036_00305_16391_2933.N1 | 19APR2005 04:42:34 | 19APR2005 06:23:10 | 1 | 0 | 1 | 0 | 0 |
| 5 | SCI_NL__0PNPDK20050419_062310_000041132036_00306_16392_3240.N1 | 19APR2005 06:23:10 | 19APR2005 07:31:43 | 1 | 0 | 1 | 0 | 0 |
| 6 | SCI_NL__0PNPDK20050419_073035_000061592036_00307_16393_3241.N1 | 19APR2005 07:30:35 | 19APR2005 09:13:15 | 1 | 0 | 1 | 0 | 0 |
| 7 | SCI_NL__0PNPDK20050419_091219_000059662036_00308_16394_3242.N1 | 19APR2005 09:12:19 | 19APR2005 10:51:46 | 1 | 0 | 1 | 0 | 0 |
| 8 | SCI_NL__0PNPDK20050419_105050_000060352036_00309_16395_3243.N1 | 19APR2005 10:50:50 | 19APR2005 12:31:25 | 1 | 0 | 1 | 0 | 0 |
| 9 | SCI_NL__0PNPDK20050419_123125_000059112036_00310_16396_3244.N1 | 19APR2005 12:31:25 | 19APR2005 14:09:56 | 1 | 0 | 1 | 0 | 0 |
| 10 | SCI_NL__0PNPDK20050419_140848_000059112036_00311_16397_3245.N1 | 19APR2005 14:08:48 | 19APR2005 15:47:19 | 1 | 0 | 1 | 0 | 0 |
| 11 | SCI_NL__0PNPDK20050419_154623_000059032036_00312_16398_3246.N1 | 19APR2005 15:46:23 | 19APR2005 17:24:47 | 1 | 0 | 1 | 0 | 0 |
| 12 | SCI_NL__0PNPDK20050419_190056_000061842036_00314_16400_3248.N1 | 19APR2005 19:00:56 | 19APR2005 20:44:01 | 1 | 0 | 1 | 0 | 0 |
| 13 | SCI_NL__0PNPDE20050419_204210_000044072036_00315_16401_2934.N1 | 19APR2005 20:42:10 | 19APR2005 21:55:37 | 1 | 0 | 1 | 0 | 0 |
| 14 | SCI_NL__0PNPDE20050419_215453_000061232036_00315_16401_2935.N1 | 19APR2005 21:54:53 | 19APR2005 23:36:57 | 1 | 0 | 1 | 0 | 0 |
| 15 | SCI_NL__0PNPDE20050419_233533_000060742036_00316_16402_2936.N1 | 19APR2005 23:35:33 | 20APR2005 01:16:48 | 1 | 0 | 1 | 0 | 0 |

0.2 Product Quality Indicators

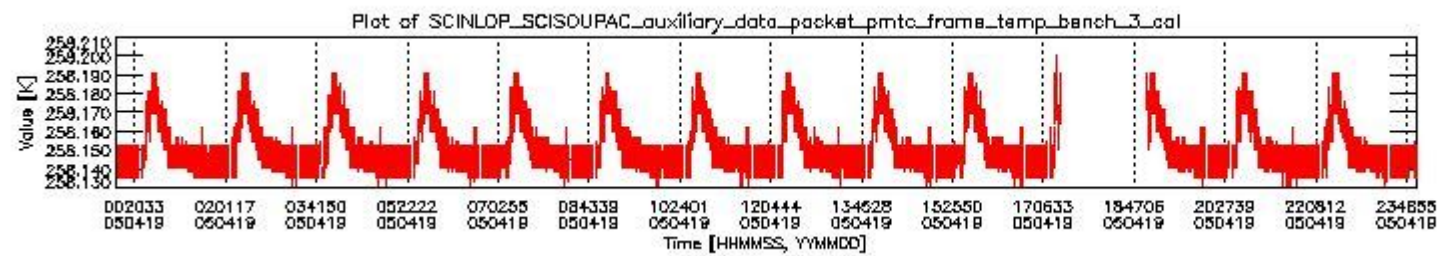
This section shows information about product quality, currently temperatures.



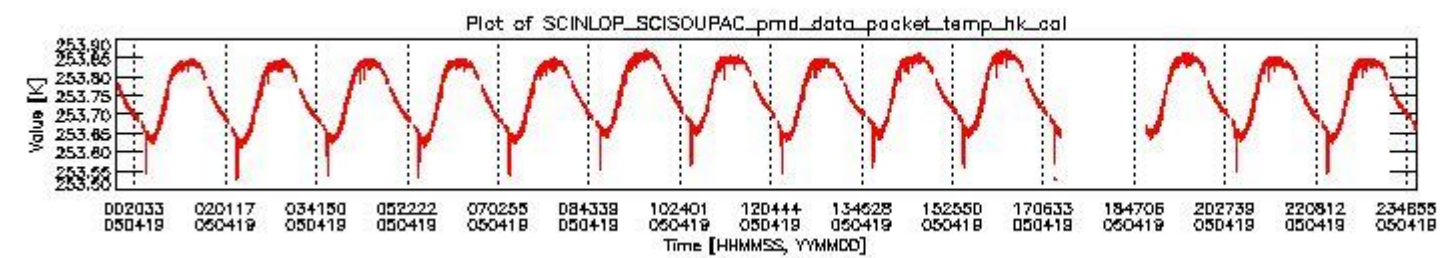
sciamachy_daily_report_level0_PFHS_5_32_N_20050419_0.PNG



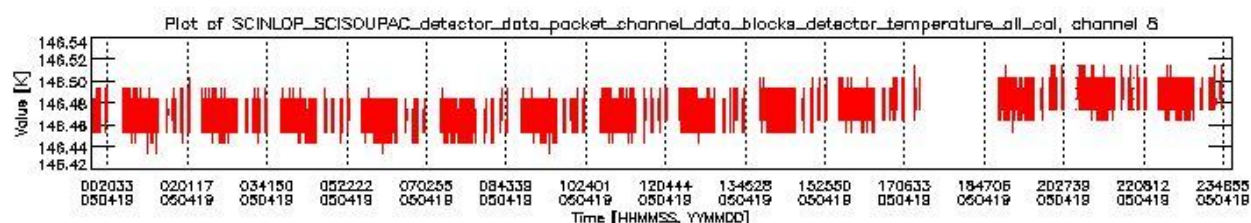
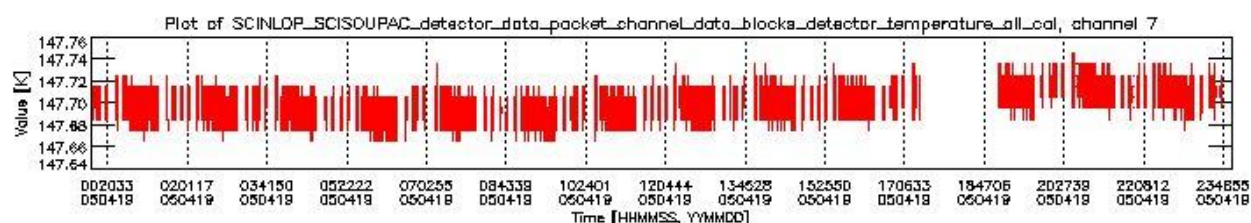
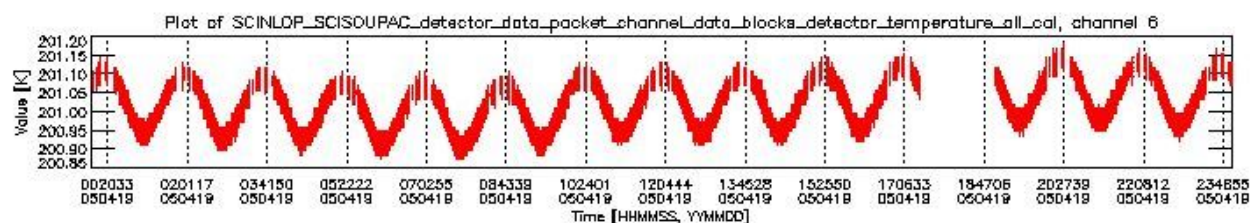
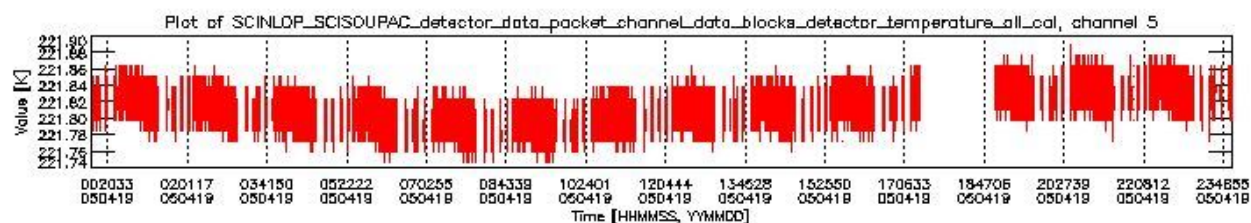
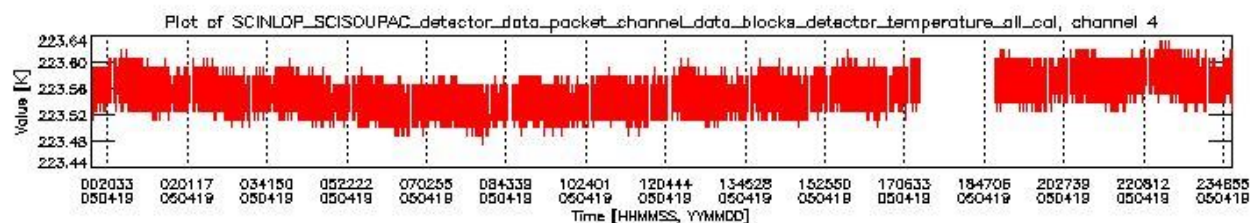
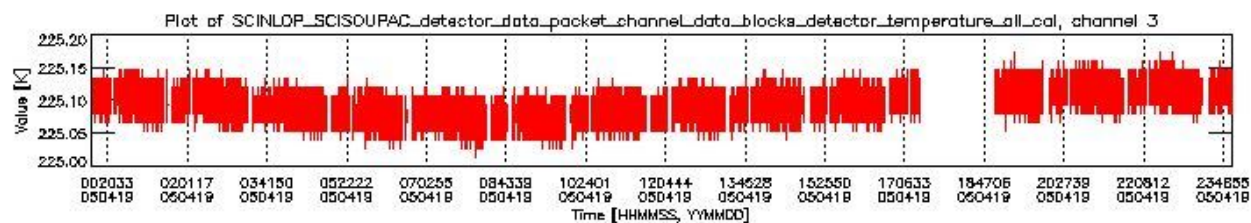
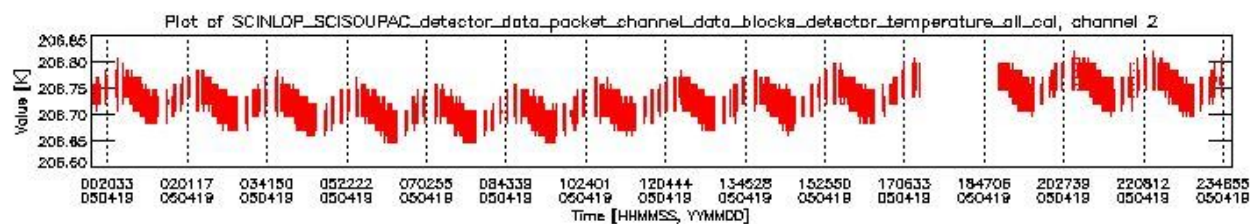
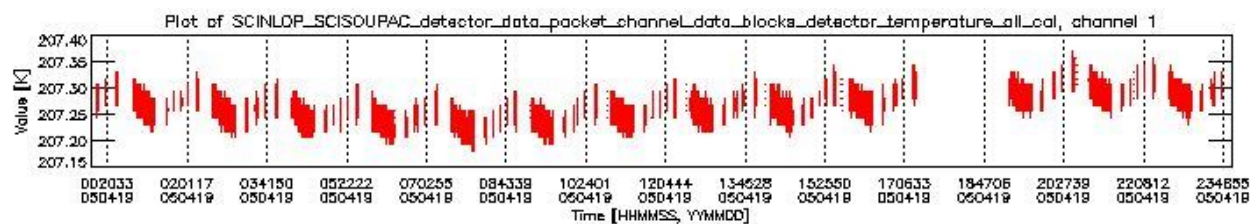
sciamachy_daily_report_level0_PFHS_5_32_N_20050419_1.PNG



sciamachy_daily_report_level0_PFHS_5_32_N_20050419_2.PNG



sciamachy_daily_report_level0_PFHS_5_32_N_20050419_3.PNG



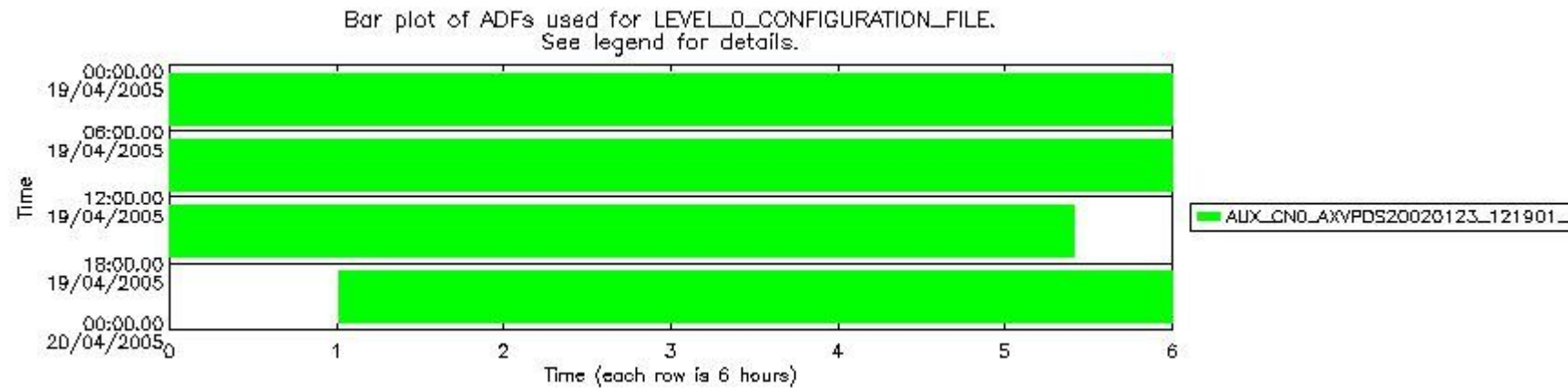
0.3 ADF monitoring

This section shows the (variation in) ADFs used for each of the products. It consists of:

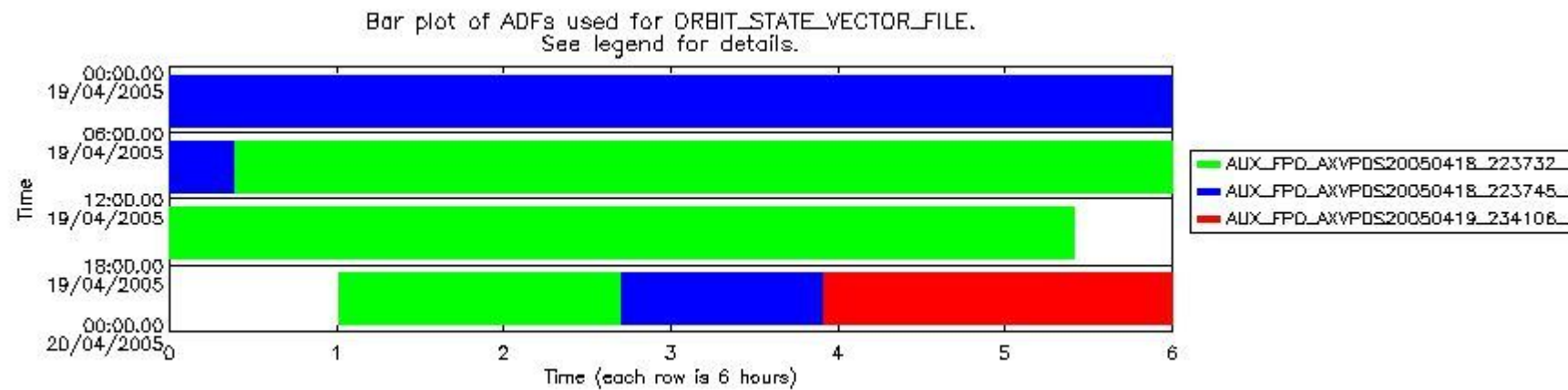
- A table showing which ADFs were used for processing (red values indicate that multiple ADFs of the same type were used)
- Various time line plots, one for each ADF, which show when which ADF was used.

If multiple ADFs of a single type were used, these are marked **red** in the table.

| Number | ADF |
|--------|---|
| | CNO (LEVEL_0_CONFIGURATION_FILE) |
| 0 | AUX_CNO_AXVPDS20020123_121901_20020101_000000_20200101_000000 |
| | FPO (ORBIT_STATE_VECTOR_FILE) |
| 1 | AUX_FPO_AXVPDS20050418_223732_20050418_191845_20050428_204500 |
| 2 | AUX_FPO_AXVPDS20050418_223745_20050418_191845_20050428_204500 |
| 3 | AUX_FPO_AXVPDS20050419_234106_20050419_184708_20050429_201323 |



sciamachy_daily_report_level0_PFHS_5_32_N_20050419_5.PNG



sciamachy_daily_report_level0_PFHS_5_32_N_20050419_6.PNG

