

## 0. SCIAMACHY Daily Report for level 0 products

### [0.1 General Info](#)

### [0.2 Product Quality Indicators](#)

### [0.3 ADF monitoring](#)

## 0.1 General Info

This report contains a daily analysis on parameters extracted from SCIAMACHY level 0 data (The SCI\_NL\_\_0P product).

### 0.1.1 Report summary

The table below shows general characteristics of the data that are included into this report.

Item	Value
Report version	vdraft_20050403
Time of report generation	22APR2005 03:45:56
Data source version	PFHS/5.32-N
Processing scope for products	18APR2005 00:00:00 to 19APR2005 00:00:00
Start time of first product within scope	17APR2005 22:57:36
Stop time of last product within scope	19APR2005 00:08:40
Total number of level 0 products	14
Number of level 0 products with errors	14

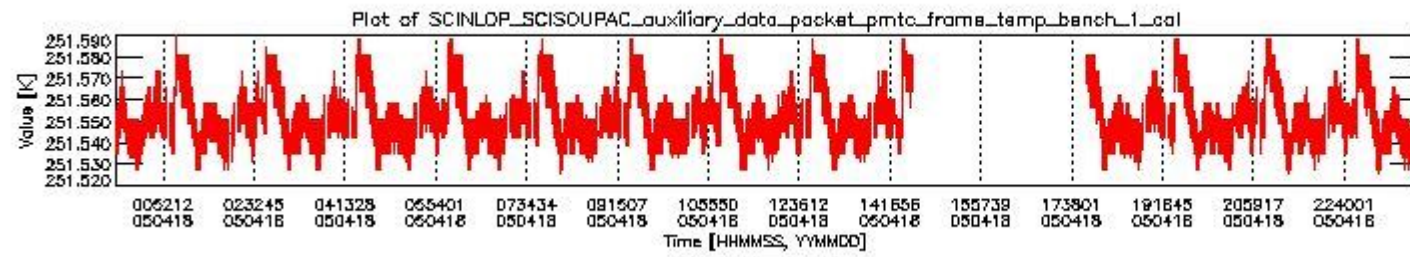
### 0.1.2 Summary per product

The following table shows a summary for each product used in this report.

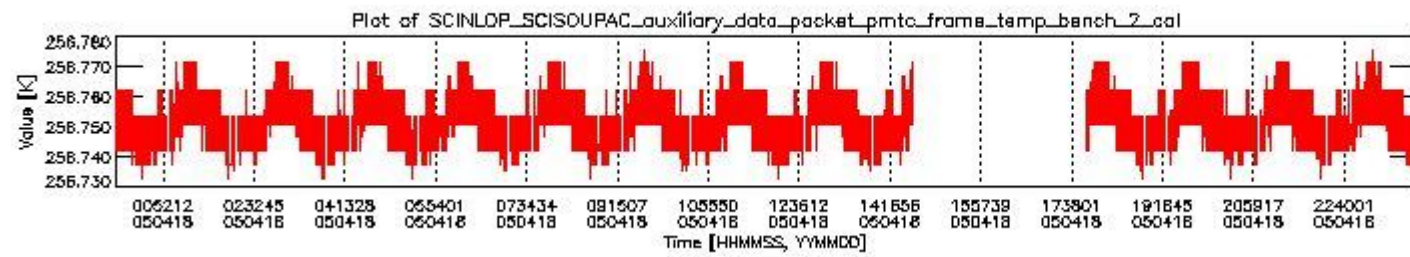
#	Product name	Start time	Stop time	Prod err	ISP err sign	ISP miss sign	ISP disc sign	rs sign
0	SCI_NL__0PNPDE20050417_225736_000060832036_00287_16373_2921.N1	17APR2005 22:57:36	18APR2005 00:39:00	1	0	1	0	0
1	SCI_NL__0PNPDE20050418_003900_000059032036_00288_16374_2922.N1	18APR2005 00:39:00	18APR2005 02:17:23	1	0	1	0	0
2	SCI_NL__0PNPDE20050418_021636_000045682036_00289_16375_2923.N1	18APR2005 02:16:36	18APR2005 03:32:45	1	0	1	0	0
3	SCI_NL__0PNPDE20050418_033136_000061602036_00290_16376_2924.N1	18APR2005 03:31:36	18APR2005 05:14:16	1	0	1	0	0
4	SCI_NL__0PNPDE20050418_051320_000060352036_00291_16377_2925.N1	18APR2005 05:13:20	18APR2005 06:53:56	1	0	1	0	0
5	SCI_NL__0PNPDK20050418_065247_000041692036_00292_16378_3229.N1	18APR2005 06:52:47	18APR2005 08:02:17	1	0	1	0	0
6	SCI_NL__0PNPDK20050418_080121_000062152036_00293_16379_3232.N1	18APR2005 08:01:21	18APR2005 09:44:57	1	0	1	0	0
7	SCI_NL__0PNPDK20050418_094401_000059662036_00294_16380_3234.N1	18APR2005 09:44:01	18APR2005 11:23:28	1	0	1	0	0
8	SCI_NL__0PNPDK20050418_112328_000059792036_00295_16381_3235.N1	18APR2005 11:23:28	18APR2005 13:03:07	1	0	1	0	0
9	SCI_NL__0PNPDK20050418_130159_000059112036_00296_16382_3236.N1	18APR2005 13:01:59	18APR2005 14:40:30	1	0	1	0	0
10	SCI_NL__0PNPDK20050418_175425_000060052036_00299_16385_3239.N1	18APR2005 17:54:25	18APR2005 19:34:30	1	0	1	0	0
11	SCI_NL__0PNPDE20050418_193334_000042702036_00300_16386_2927.N1	18APR2005 19:33:34	18APR2005 20:44:45	1	0	1	0	0
12	SCI_NL__0PNPDE20050418_204401_000062432036_00300_16386_2928.N1	18APR2005 20:44:01	18APR2005 22:28:05	1	0	1	0	0
13	SCI_NL__0PNPDE20050418_222721_000060792036_00301_16387_2929.N1	18APR2005 22:27:21	19APR2005 00:08:40	1	0	1	0	0

## 0.2 Product Quality Indicators

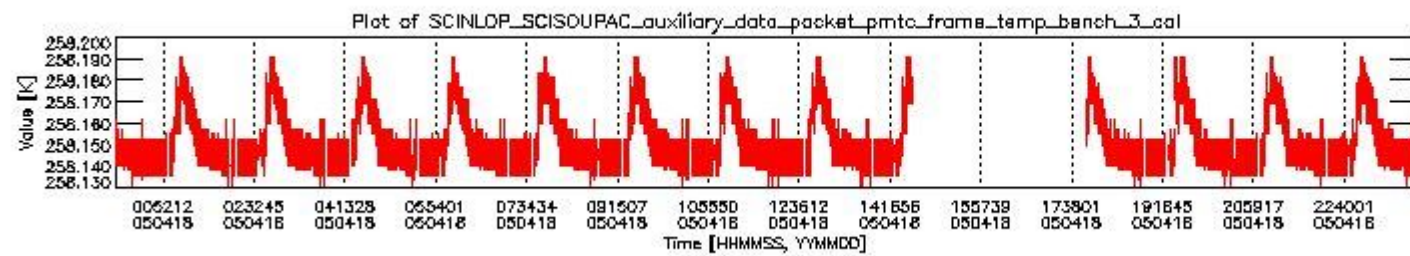
This section shows information about product quality, currently temperatures.



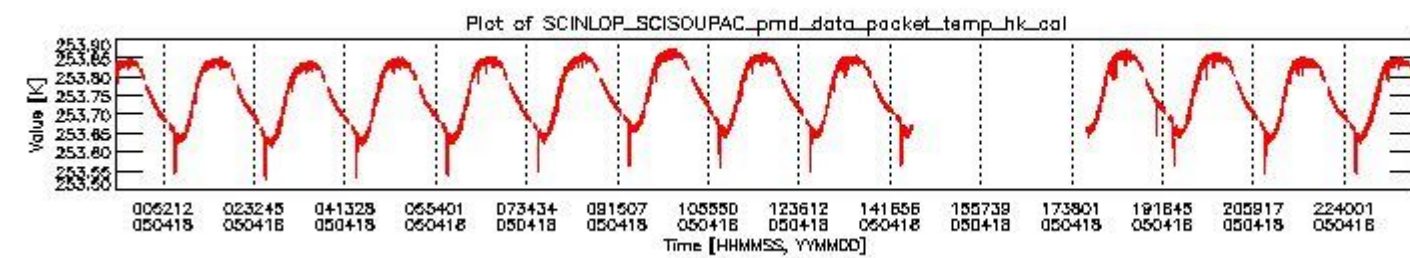
sciamachy\_daily\_report\_level0\_PFHS\_5\_32\_N\_20050418\_0.PNG



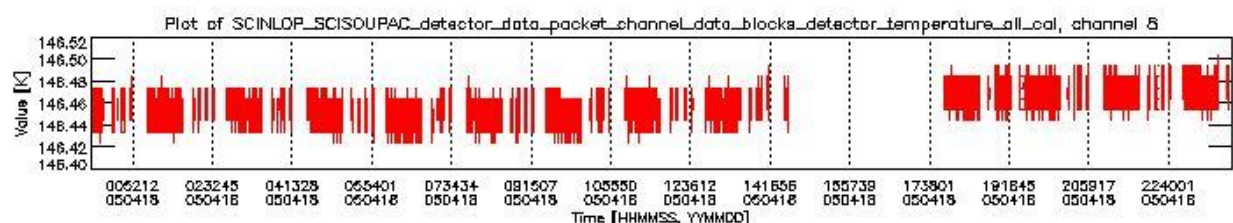
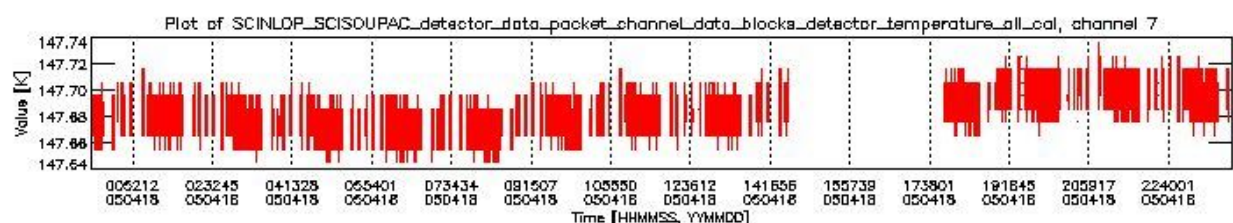
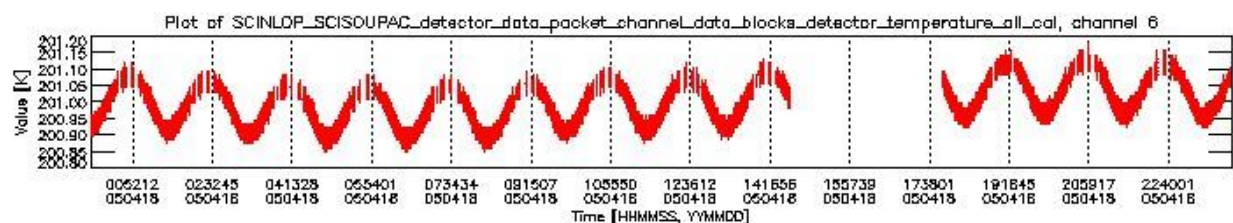
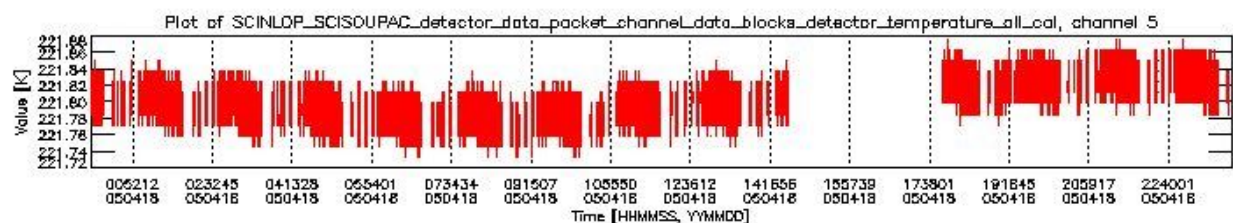
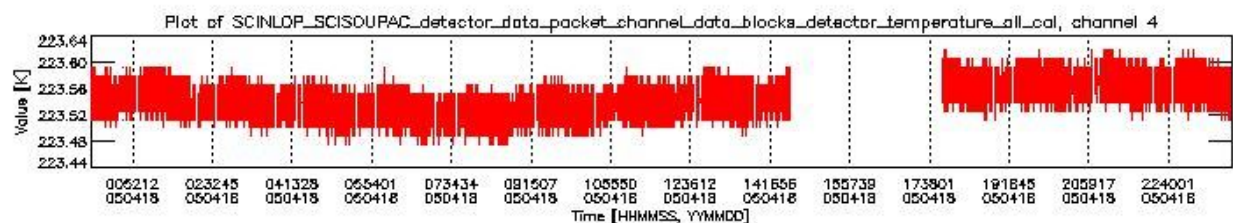
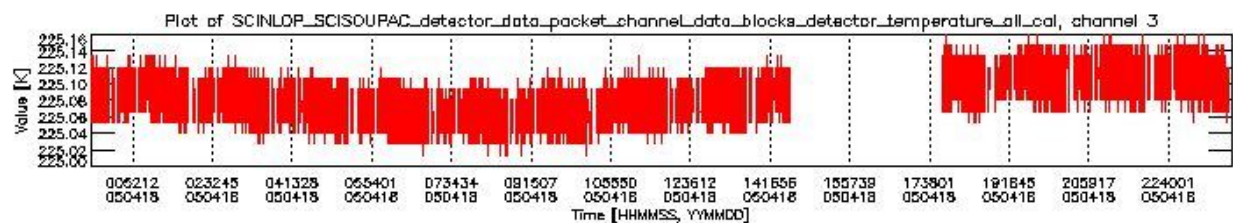
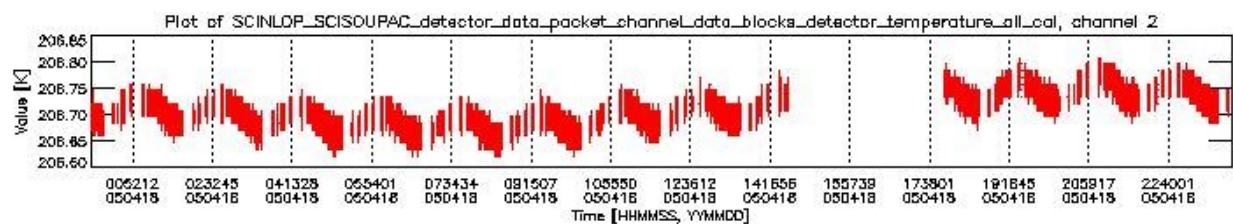
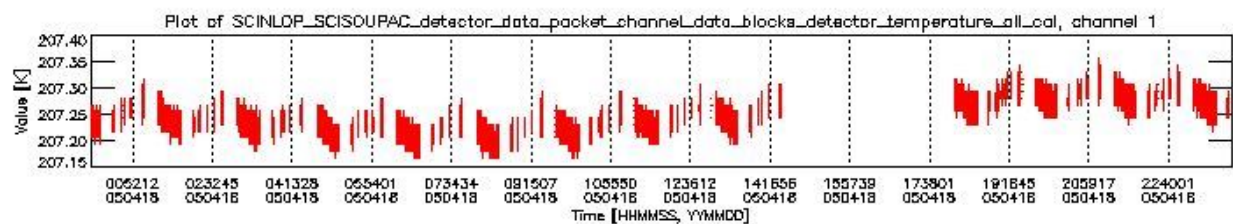
sciamachy\_daily\_report\_level0\_PFHS\_5\_32\_N\_20050418\_1.PNG



sciamachy\_daily\_report\_level0\_PFHS\_5\_32\_N\_20050418\_2.PNG



sciamachy\_daily\_report\_level0\_PFHS\_5\_32\_N\_20050418\_3.PNG



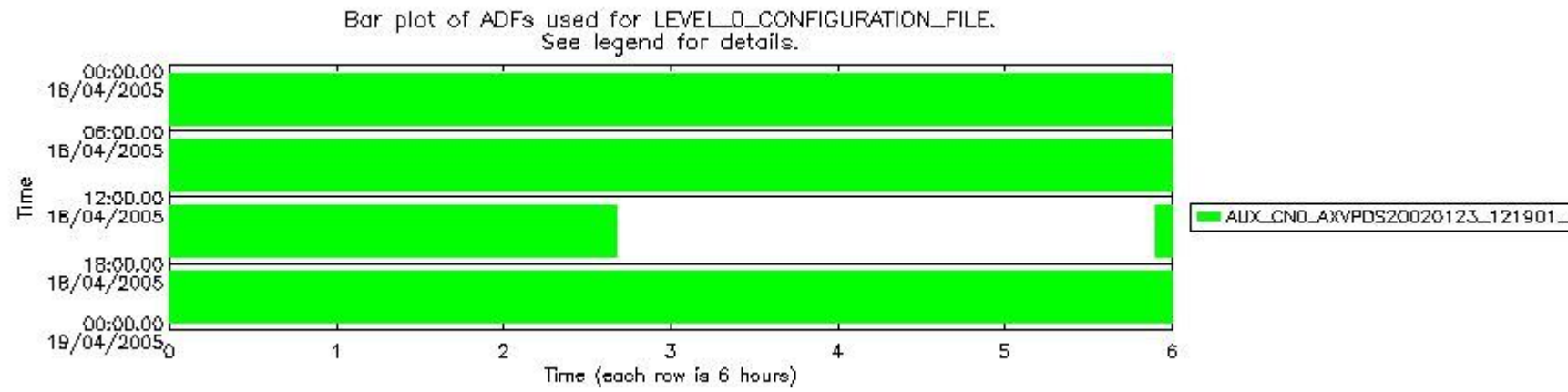
### 0.3 ADF monitoring

This section shows the (variation in) ADFs used for each of the products. It consists of:

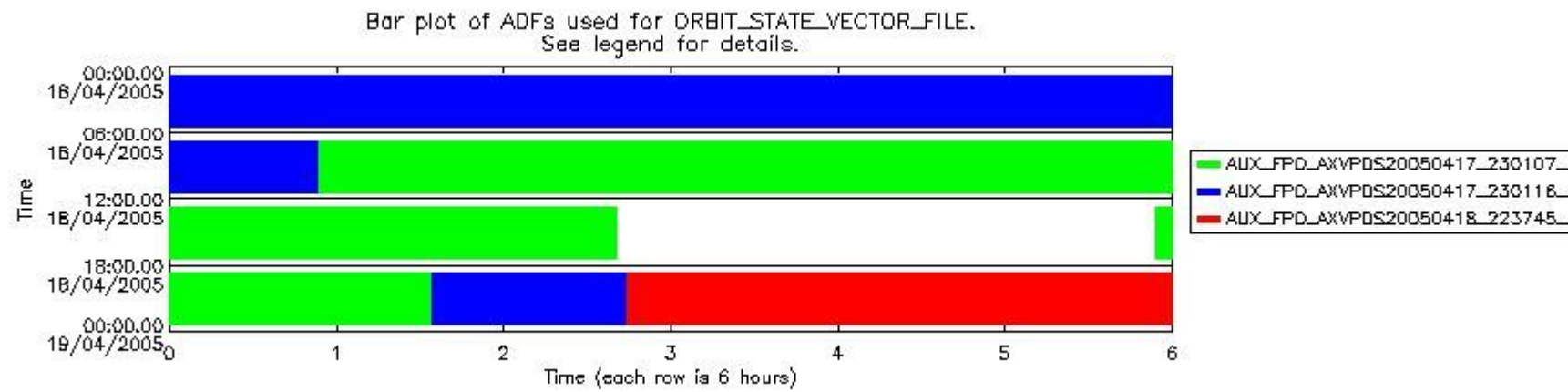
- A table showing which ADFs were used for processing (red values indicate that multiple ADFs of the same type were used)
- Various time line plots, one for each ADF, which show when which ADF was used.

If multiple ADFs of a single type were used, these are marked **red** in the table.

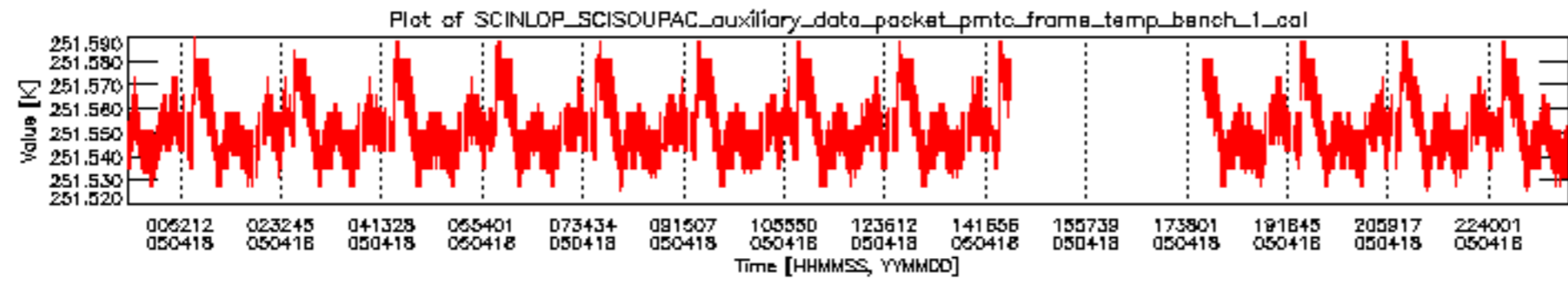
Number	ADF
	<b>CNO (LEVEL_0_CONFIGURATION_FILE)</b>
0	AUX_CNO_AXVPDS20020123_121901_20020101_000000_20200101_000000
	<b>FPO (ORBIT_STATE_VECTOR_FILE)</b>
1	AUX_FPO_AXVPDS20050417_230107_20050417_195022_20050427_211637
2	AUX_FPO_AXVPDS20050417_230116_20050417_195022_20050427_211637
3	AUX_FPO_AXVPDS20050418_223745_20050418_191845_20050428_204500

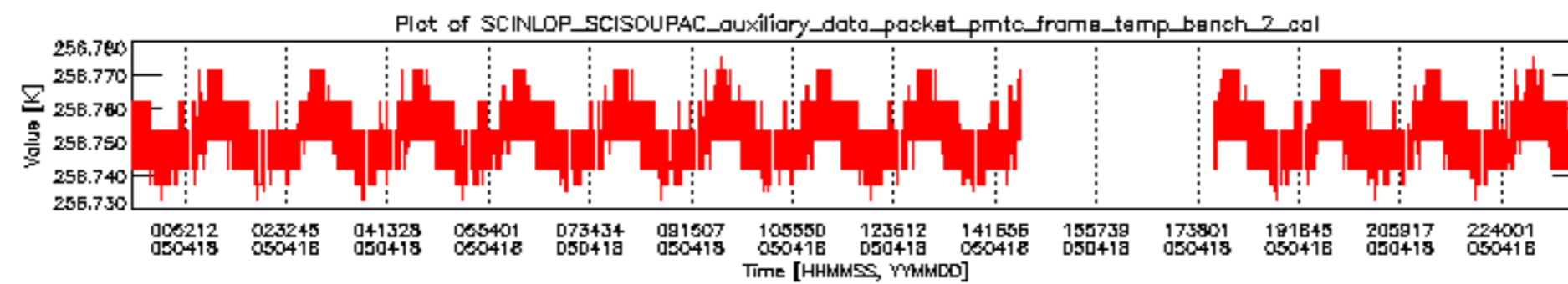


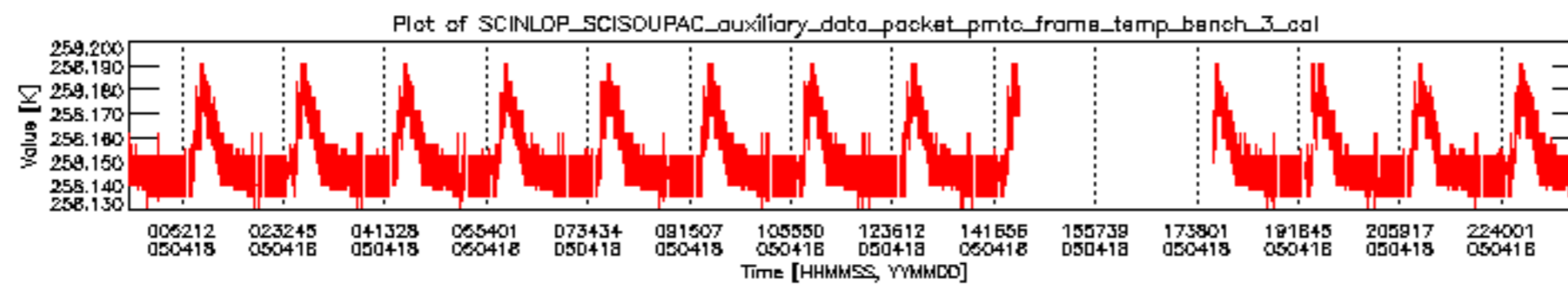
sciamachy\_daily\_report\_level0\_PFHS\_5\_32\_N\_20050418\_5.PNG

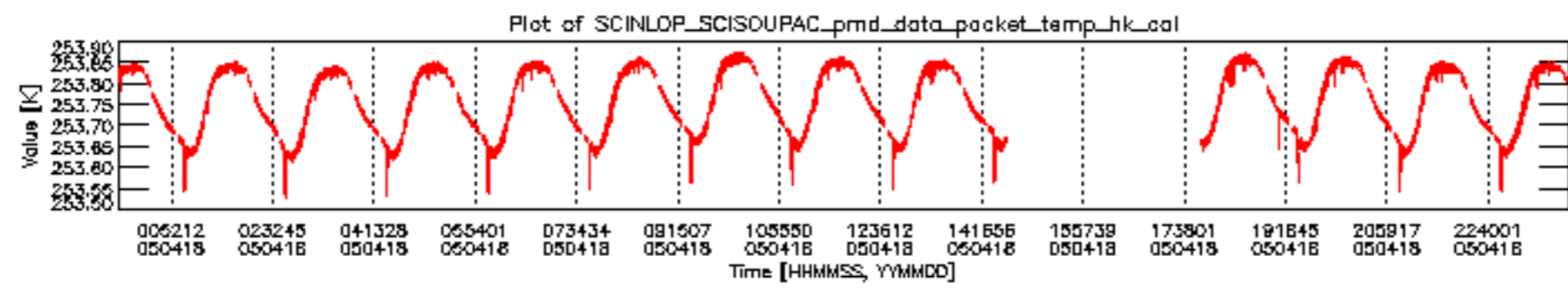


sciamachy\_daily\_report\_level0\_PFHS\_5\_32\_N\_20050418\_6.PNG

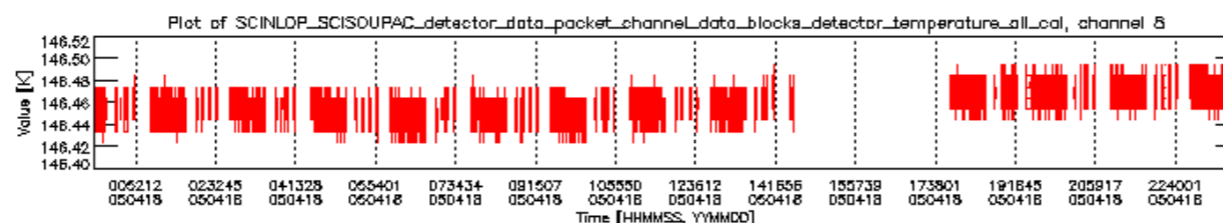
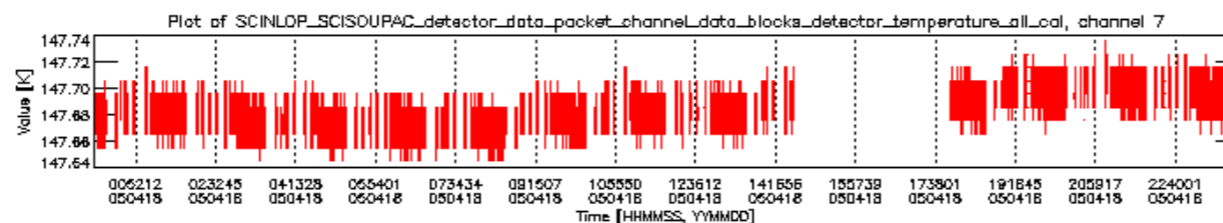
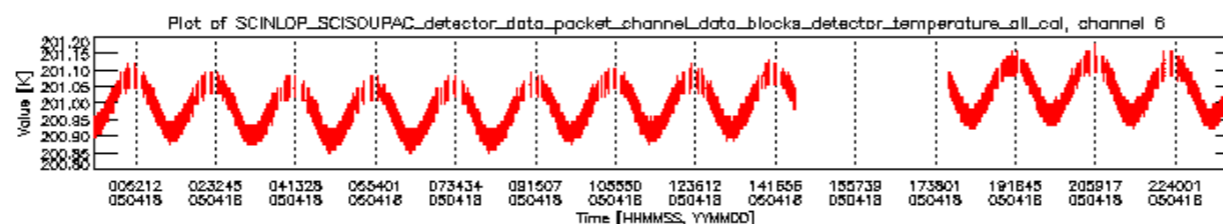
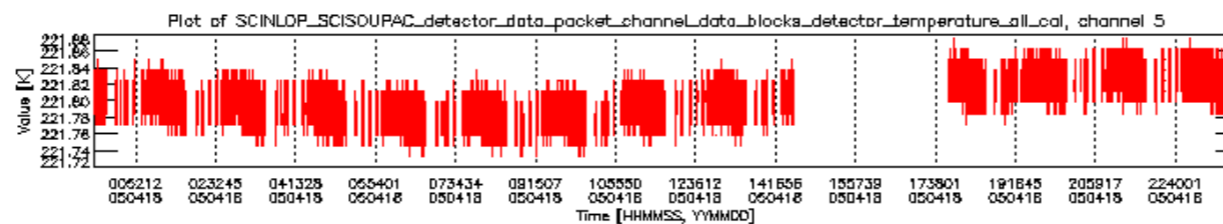
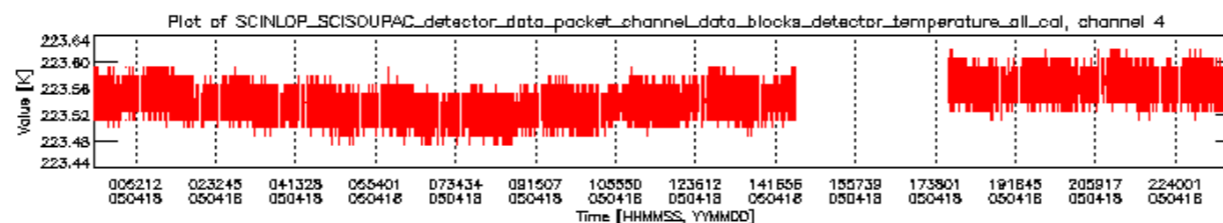
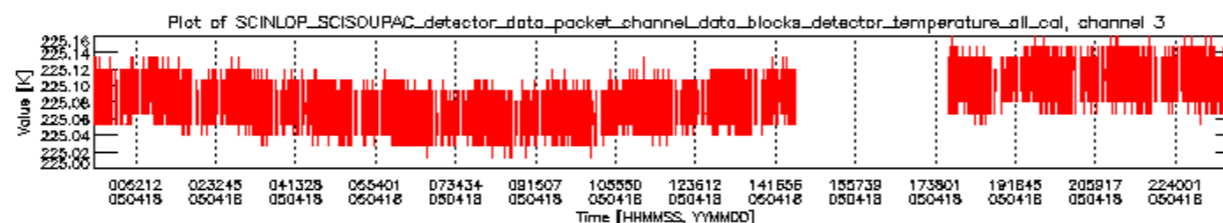
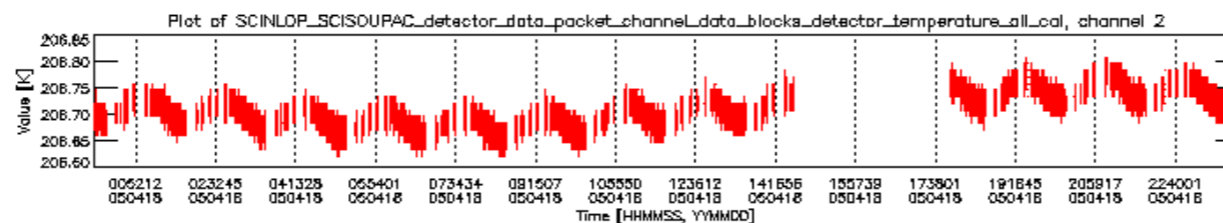
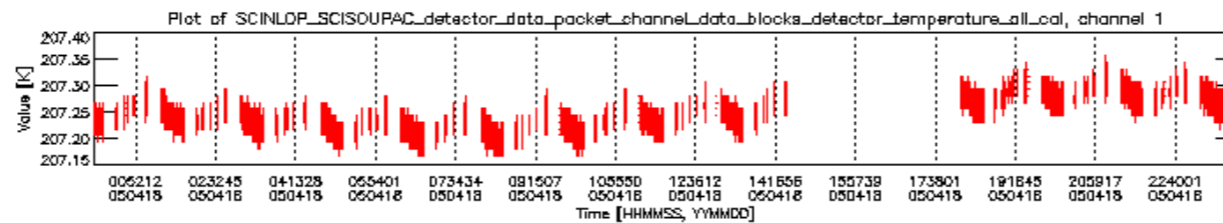


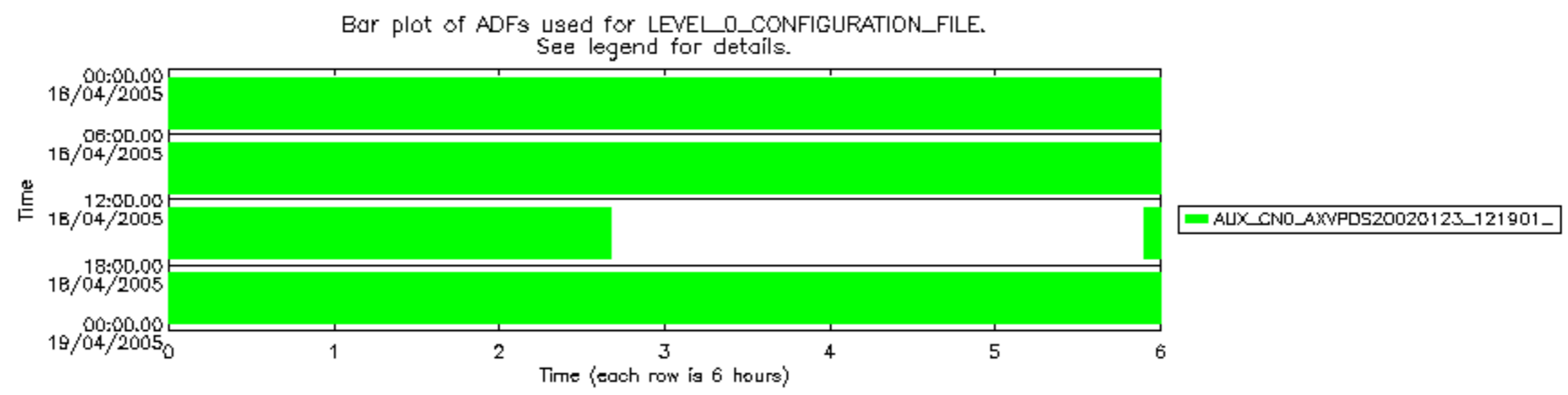












Bar plot of ADFs used for ORBIT\_STATE\_VECTOR\_FILE.  
See legend for details.

