

0. SCIAMACHY Daily Report for level 0 products

[0.1 General Info](#)

[0.2 Product Quality Indicators](#)

[0.3 ADF monitoring](#)

0.1 General Info

This report contains a daily analysis on parameters extracted from SCIAMACHY level 0 data (The SCI_NL__0P product).

0.1.1 Report summary

The table below shows general characteristics of the data that are included into this report.

Item	Value
Report version	vdraft_20050403
Time of report generation	19APR2005 03:37:42
Data source version	PFHS/5.32-N
Processing scope for products	15APR2005 00:00:00 to 16APR2005 00:00:00
Start time of first product within scope	14APR2005 22:52:13
Stop time of last product within scope	16APR2005 00:01:47
Total number of level 0 products	14
Number of level 0 products with errors	14

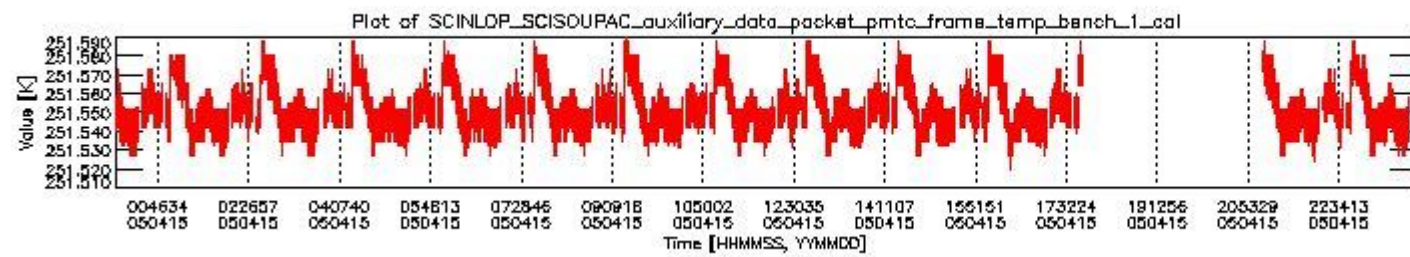
0.1.2 Summary per product

The following table shows a summary for each product used in this report.

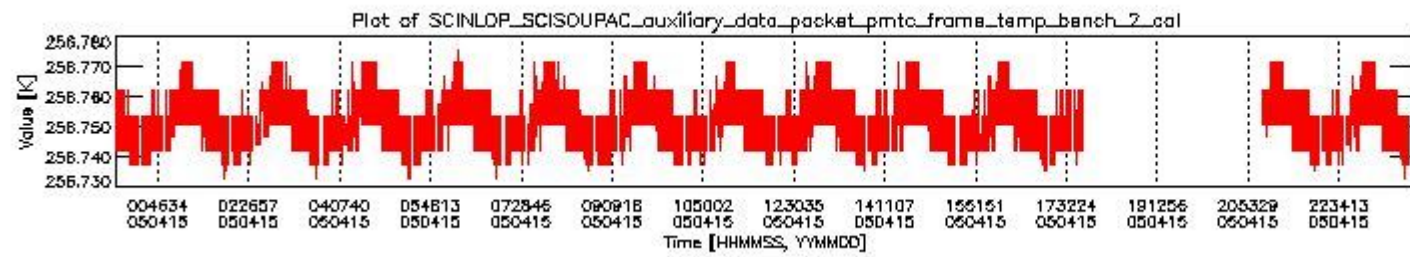
#	Product name	Start time	Stop time	Prod err	ISP err sign	ISP miss sign	ISP disc sign	rs sign
0	SCI_NL__0PNPDE20050414_225213_000060332036_00244_16330_2898.N1	14APR2005 22:52:13	15APR2005 00:32:47	1	0	1	0	0
1	SCI_NL__0PNPDE20050415_003123_000059552036_00245_16331_2899.N1	15APR2005 00:31:23	15APR2005 02:10:39	1	0	1	0	0
2	SCI_NL__0PNPDE20050415_020911_000046152036_00246_16332_2900.N1	15APR2005 02:09:11	15APR2005 03:26:07	1	0	1	0	0
3	SCI_NL__0PNPDE20050415_032607_000061042036_00247_16333_2901.N1	15APR2005 03:26:07	15APR2005 05:07:51	1	0	1	0	0
4	SCI_NL__0PNPDE20050415_050655_000060222036_00248_16334_2902.N1	15APR2005 05:06:55	15APR2005 06:47:18	1	0	1	0	0
5	SCI_NL__0PNPDK20050415_064718_000041812036_00249_16335_3203.N1	15APR2005 06:47:18	15APR2005 07:57:00	1	0	1	0	0
6	SCI_NL__0PNPDK20050415_075551_000060912036_00250_16336_3204.N1	15APR2005 07:55:51	15APR2005 09:37:23	1	0	1	0	0
7	SCI_NL__0PNPDK20050415_093627_000060352036_00251_16337_3205.N1	15APR2005 09:36:27	15APR2005 11:17:02	1	0	1	0	0
8	SCI_NL__0PNPDK20050415_111606_000060912036_00252_16338_3206.N1	15APR2005 11:16:06	15APR2005 12:57:38	1	0	1	0	0
9	SCI_NL__0PNPDK20050415_125629_000059232036_00253_16339_3207.N1	15APR2005 12:56:29	15APR2005 14:35:13	1	0	1	0	0
10	SCI_NL__0PNPDK20050415_143405_000058422036_00254_16340_3208.N1	15APR2005 14:34:05	15APR2005 16:11:27	1	0	1	0	0
11	SCI_NL__0PNPDK20050415_160923_000059732036_00255_16341_3209.N1	15APR2005 16:09:23	15APR2005 17:48:56	1	0	1	0	0
12	SCI_NL__0PNPDE20050415_210822_000043742036_00258_16344_2903.N1	15APR2005 21:08:22	15APR2005 22:21:16	1	0	1	0	0
13	SCI_NL__0PNPDE20050415_221956_000061112036_00258_16344_2904.N1	15APR2005 22:19:56	16APR2005 00:01:47	1	0	1	0	0

0.2 Product Quality Indicators

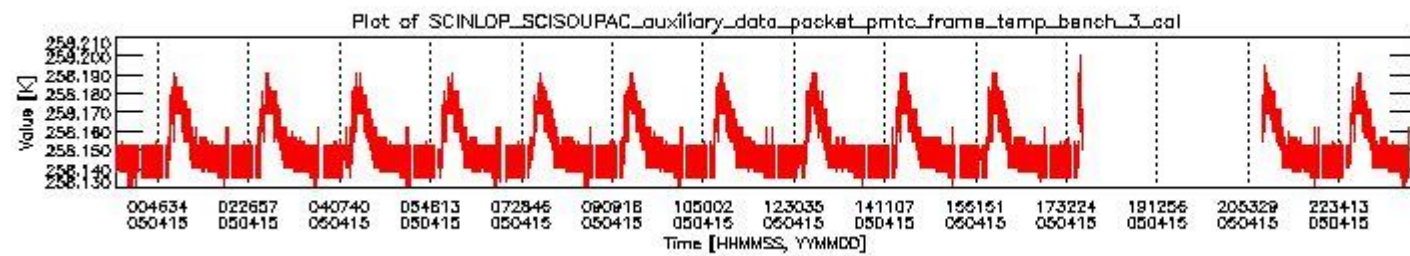
This section shows information about product quality, currently temperatures.



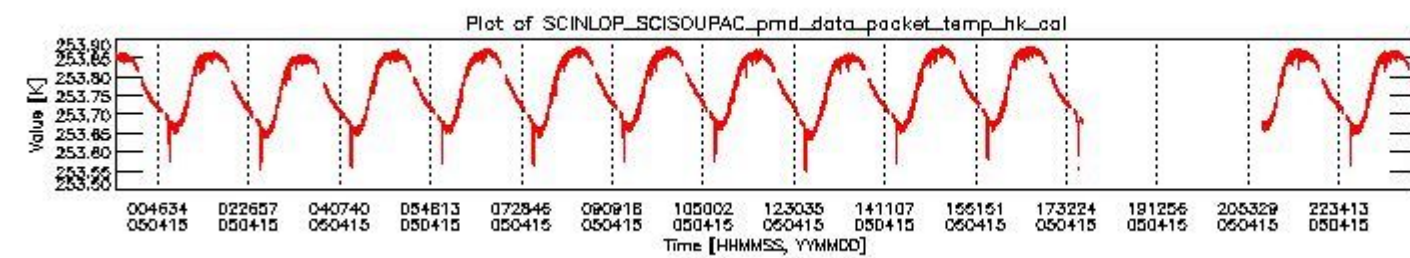
sciamachy_daily_report_level0_PFHS_5_32_N_20050415_0.PNG



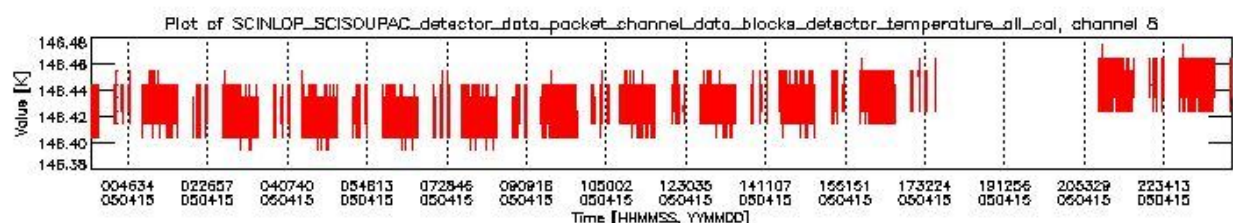
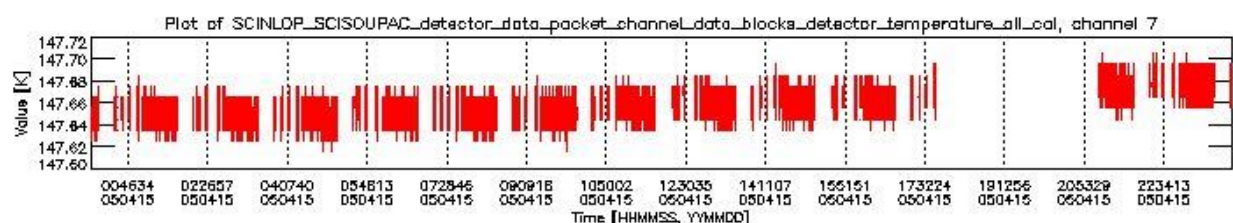
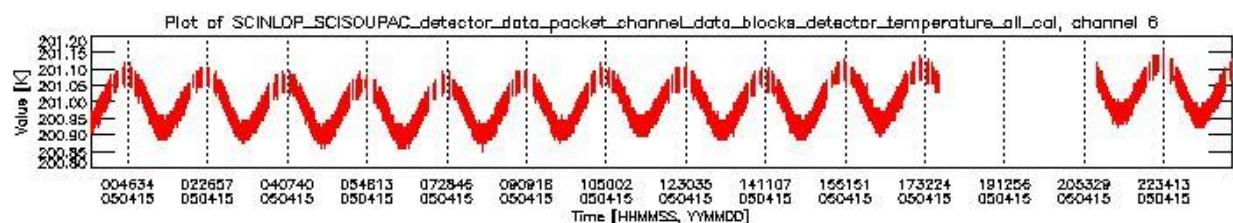
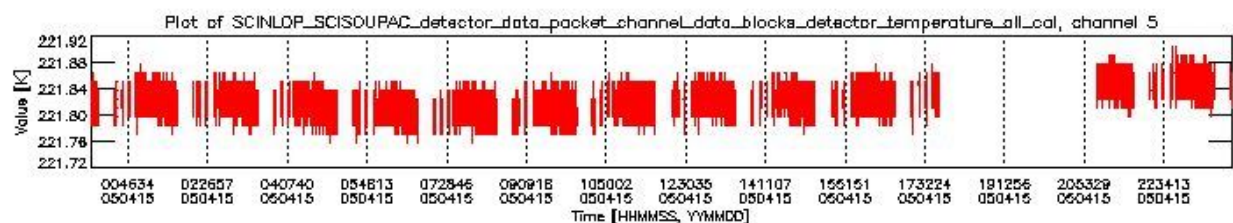
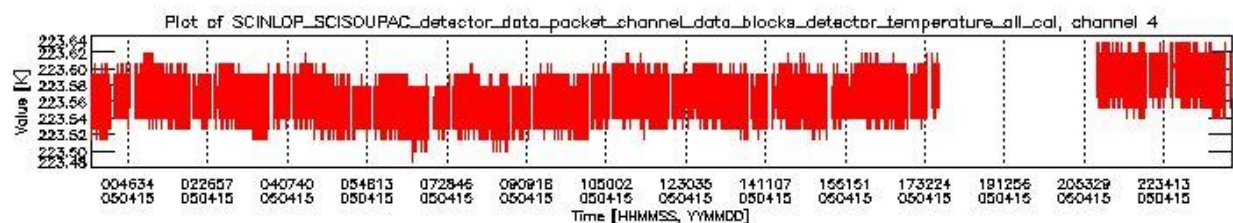
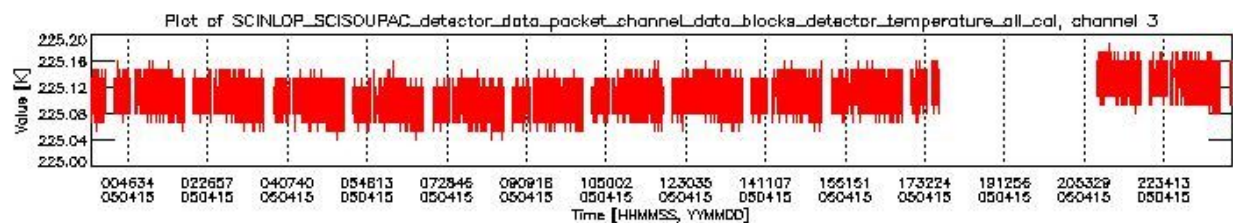
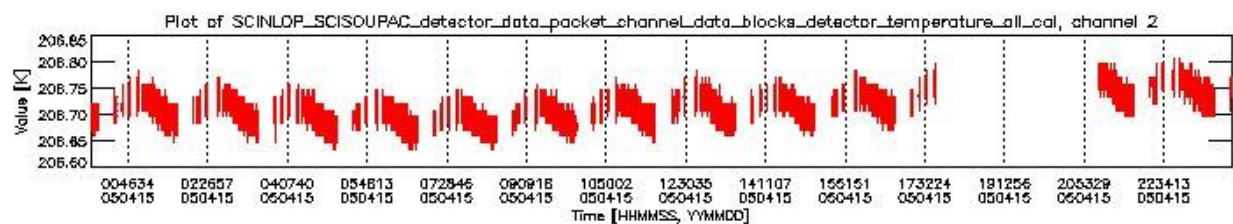
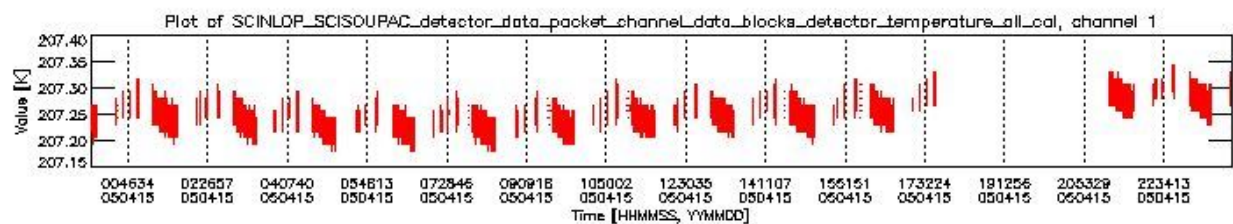
sciamachy_daily_report_level0_PFHS_5_32_N_20050415_1.PNG



sciamachy_daily_report_level0_PFHS_5_32_N_20050415_2.PNG



sciamachy_daily_report_level0_PFHS_5_32_N_20050415_3.PNG



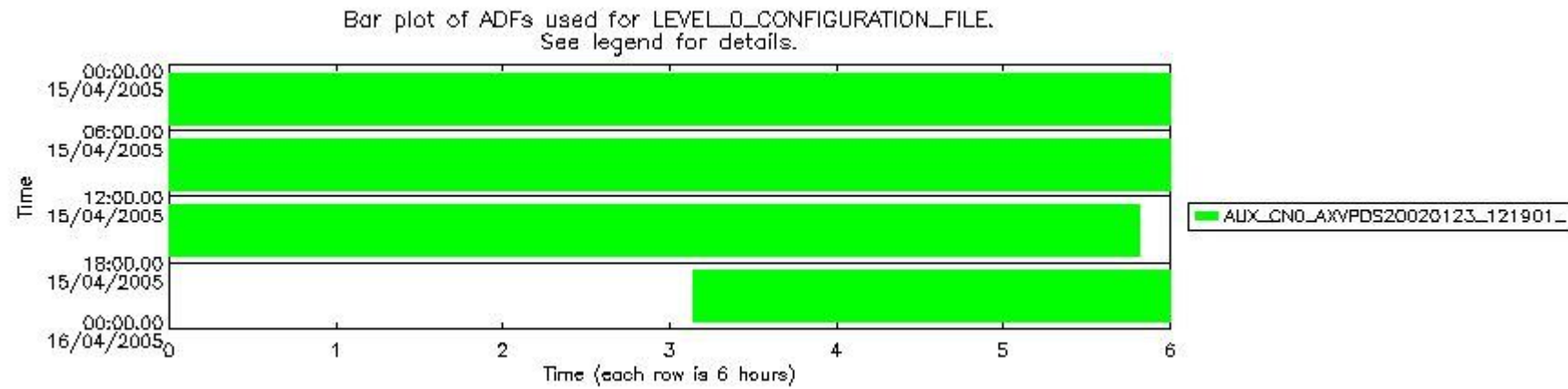
0.3 ADF monitoring

This section shows the (variation in) ADFs used for each of the products. It consists of:

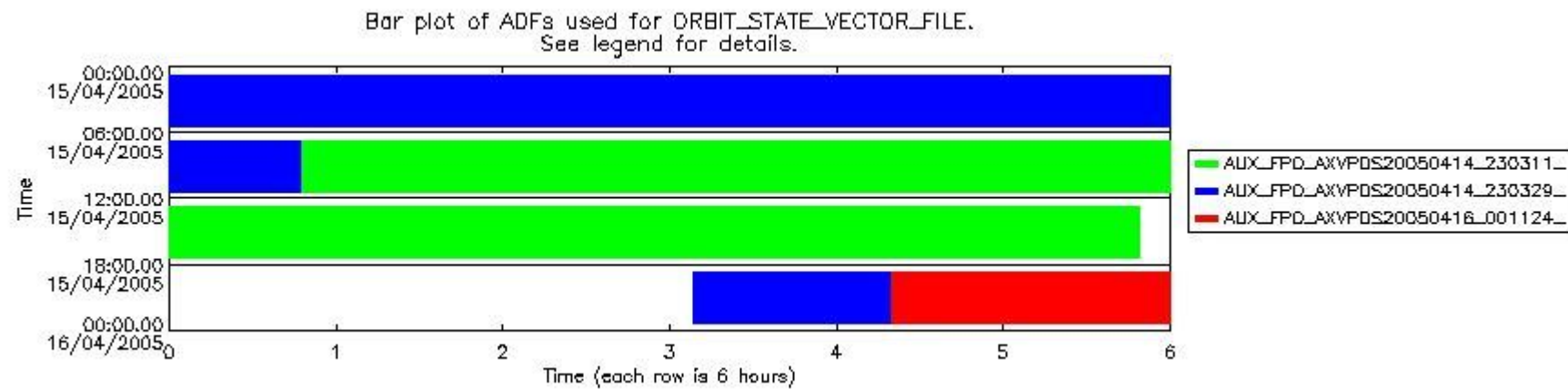
- A table showing which ADFs were used for processing (red values indicate that multiple ADFs of the same type were used)
- Various time line plots, one for each ADF, which show when which ADF was used.

If multiple ADFs of a single type were used, these are marked **red** in the table.

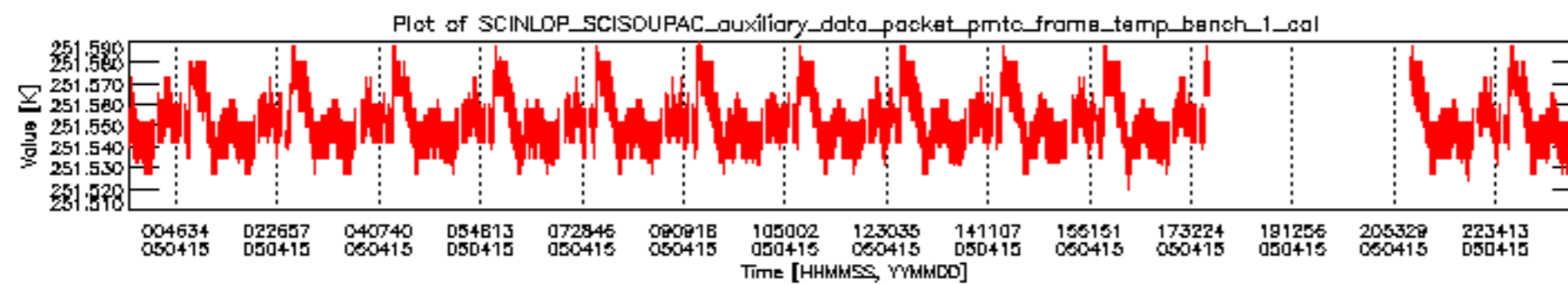
Number	ADF
	CNO (LEVEL_0_CONFIGURATION_FILE)
0	AUX_CNO_AXVPDS20020123_121901_20020101_000000_20200101_000000
	FPO (ORBIT_STATE_VECTOR_FILE)
1	AUX_FPO_AXVPDS20050414_230311_20050414_194437_20050424_211052
2	AUX_FPO_AXVPDS20050414_230329_20050414_194437_20050424_211052
3	AUX_FPO_AXVPDS20050416_001124_20050415_191300_20050425_203915

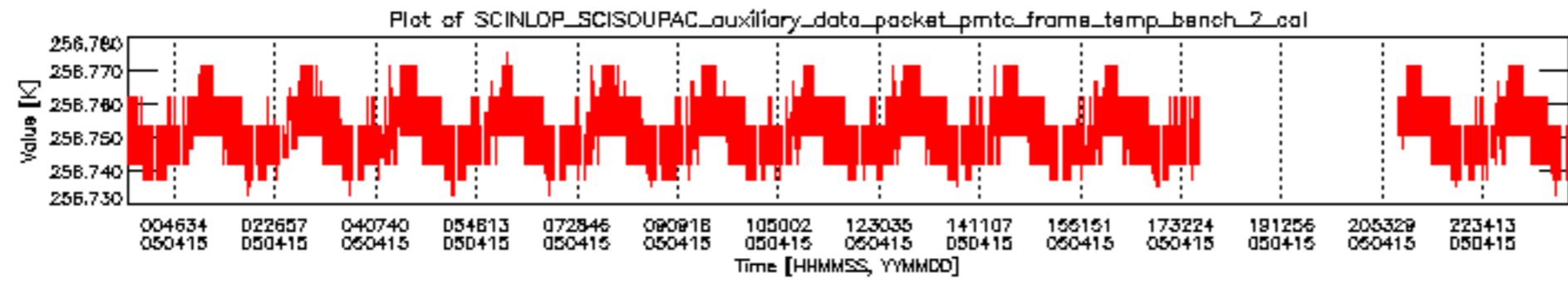


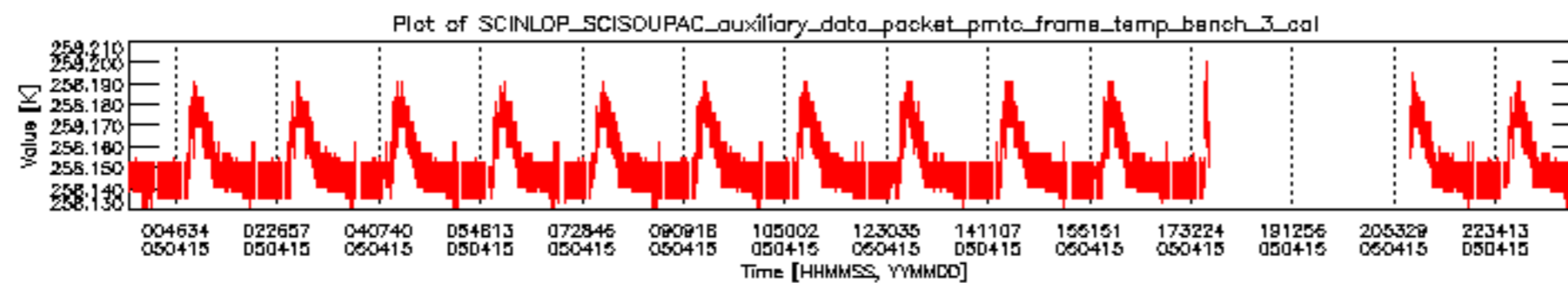
sciamachy_daily_report_level0_PFHS_5_32_N_20050415_5.PNG

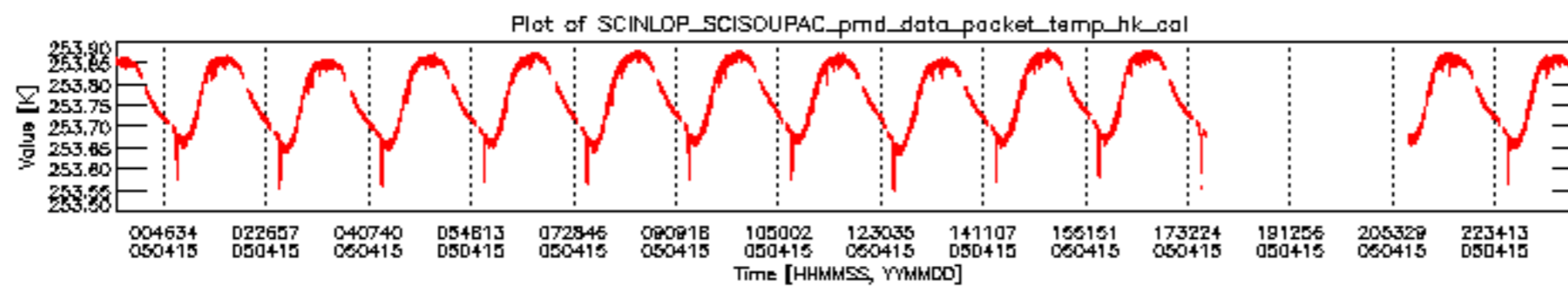


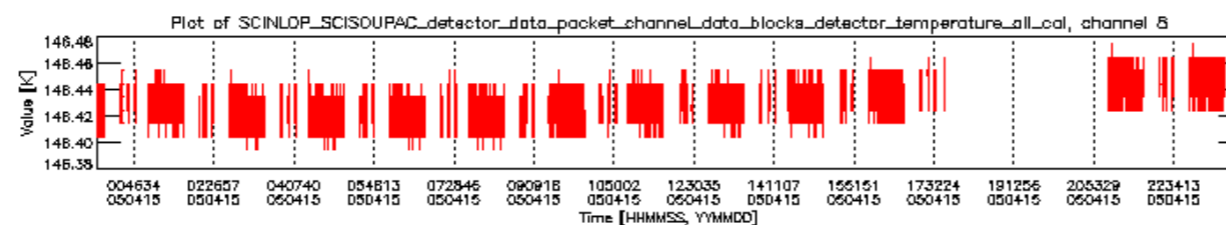
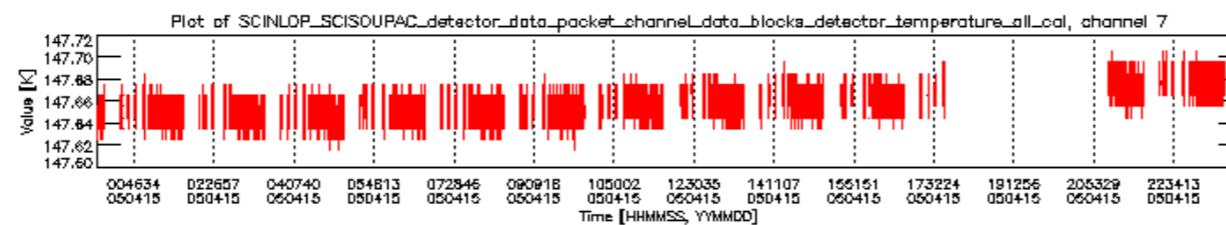
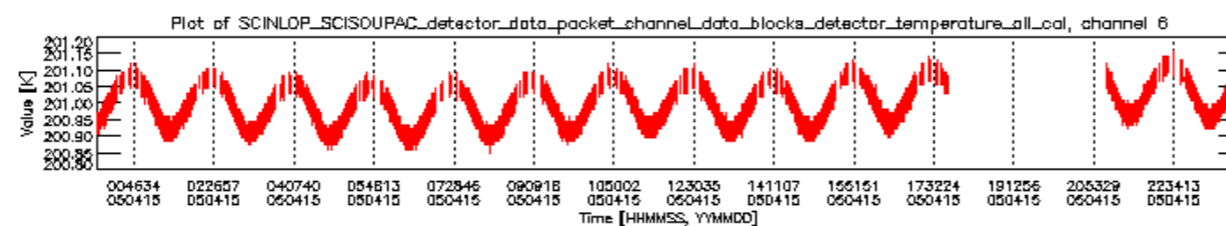
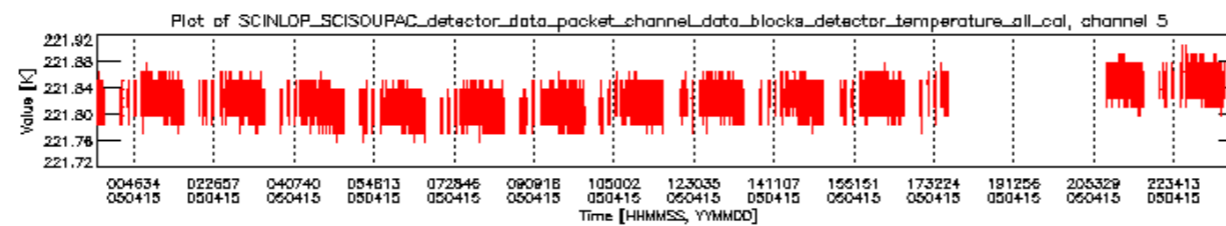
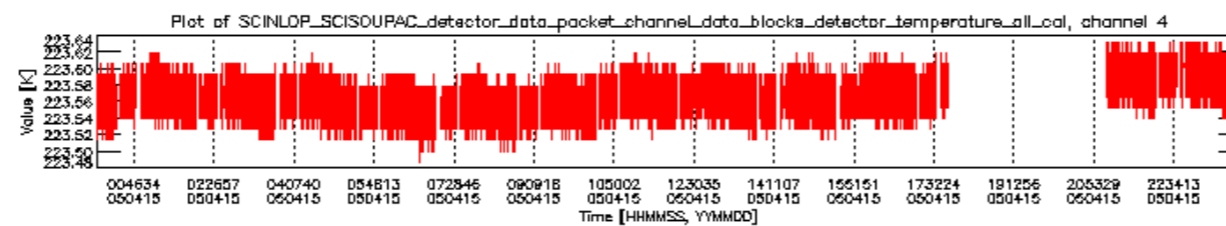
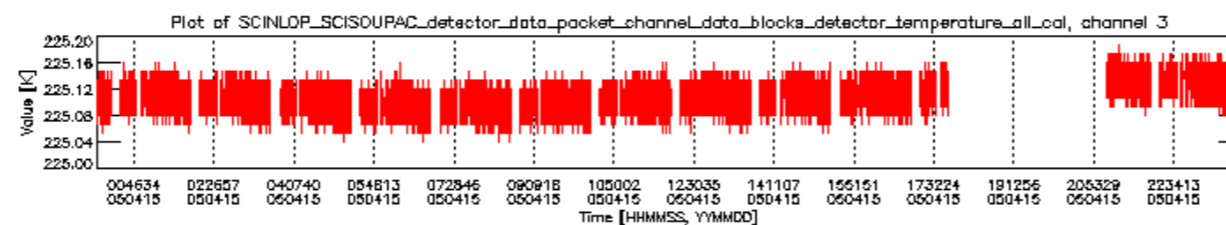
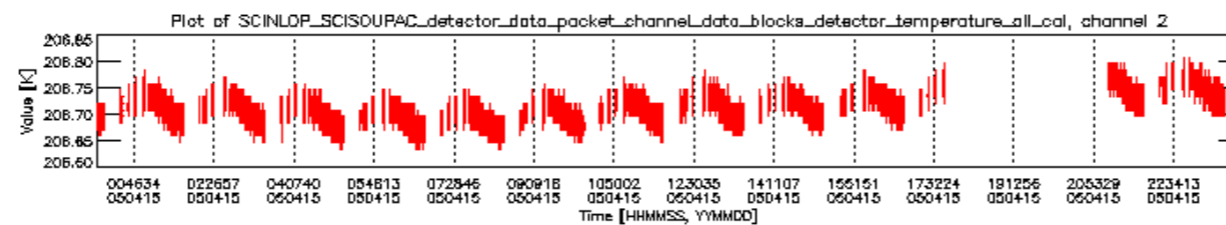
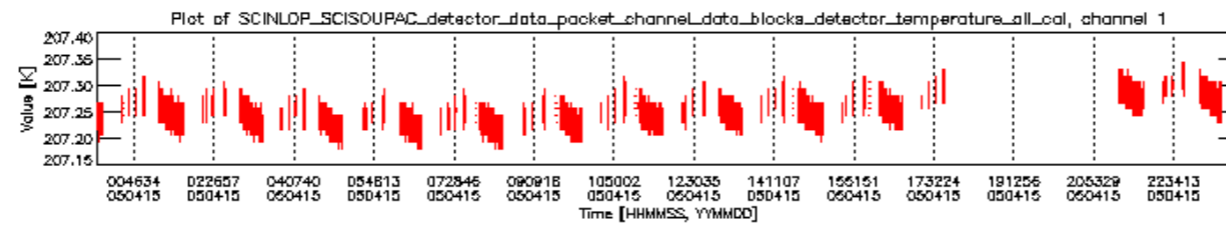
sciamachy_daily_report_level0_PFHS_5_32_N_20050415_6.PNG

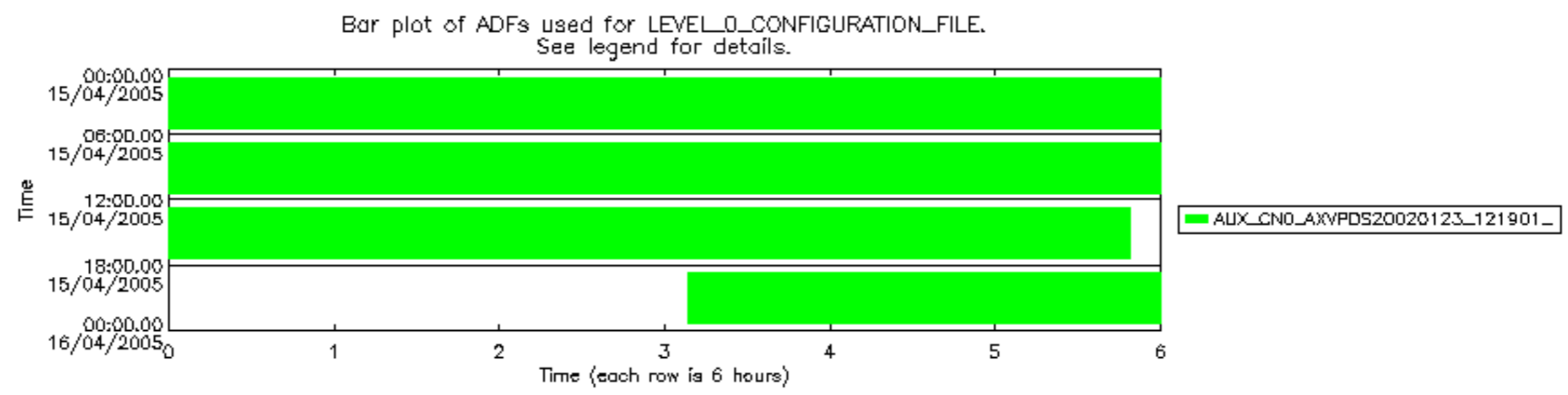












Bar plot of ADFs used for ORBIT_STATE_VECTOR_FILE.
See legend for details.

