

## 0. SCIAMACHY Daily Report for level 0 products

### [0.1 General Info](#)

### [0.2 Product Quality Indicators](#)

### [0.3 ADF monitoring](#)

## 0.1 General Info

This report contains a daily analysis on parameters extracted from SCIAMACHY level 0 data (The SCI\_NL\_\_0P product).

### 0.1.1 Report summary

The table below shows general characteristics of the data that are included into this report.

Item	Value
Report version	vdraft_20050403
Time of report generation	18APR2005 02:58:10
Data source version	PFHS/5.32-N
Processing scope for products	14APR2005 00:00:00 to 15APR2005 00:00:00
Start time of first product within scope	13APR2005 23:22:40
Stop time of last product within scope	15APR2005 00:32:47
Total number of level 0 products	14
Number of level 0 products with errors	14

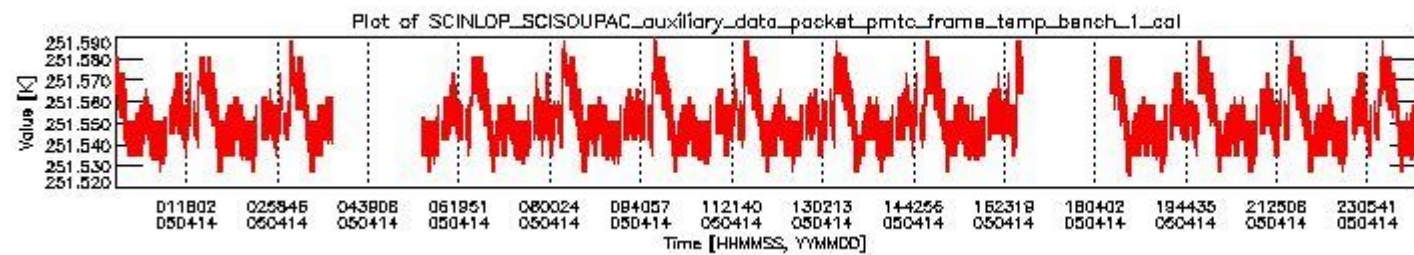
### 0.1.2 Summary per product

The following table shows a summary for each product used in this report.

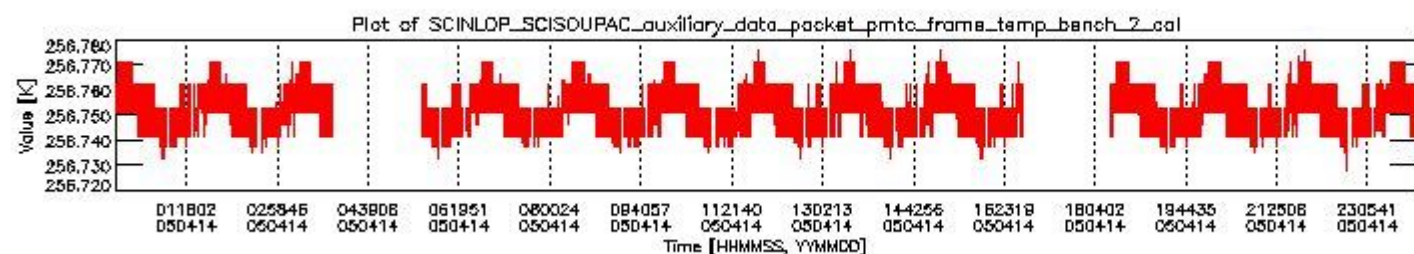
#	Product name	Start time	Stop time	Prod err	ISP err sign	ISP miss sign	ISP disc sign	rs sign
0	SCI_NL__0PNPDE20050413_232240_000061102036_00230_16316_2888.N1	13APR2005 23:22:40	14APR2005 01:04:31	1	0	1	0	0
1	SCI_NL__0PNPDE20050414_010307_000043902036_00231_16317_2889.N1	14APR2005 01:03:07	14APR2005 02:16:17	1	0	1	0	0
2	SCI_NL__0PNPDE20050414_021617_000061592036_00232_16318_2890.N1	14APR2005 02:16:17	14APR2005 03:58:57	1	0	1	0	0
3	SCI_NL__0PNPDE20050414_053933_000060912036_00234_16320_2892.N1	14APR2005 05:39:33	14APR2005 07:21:05	1	0	1	0	0
4	SCI_NL__0PNPDK20050414_072009_000040442036_00235_16321_3194.N1	14APR2005 07:20:09	14APR2005 08:27:33	1	0	1	0	0
5	SCI_NL__0PNPDK20050414_082638_000062152036_00236_16322_3196.N1	14APR2005 08:26:38	14APR2005 10:10:13	1	0	1	0	0
6	SCI_NL__0PNPDK20050414_100905_000059792036_00237_16323_3197.N1	14APR2005 10:09:05	14APR2005 11:48:44	1	0	1	0	0
7	SCI_NL__0PNPDK20050414_114749_000059662036_00238_16324_3198.N1	14APR2005 11:47:49	14APR2005 13:27:15	1	0	1	0	0
8	SCI_NL__0PNPDK20050414_132715_000058552036_00239_16325_3199.N1	14APR2005 13:27:15	14APR2005 15:04:51	1	0	1	0	0
9	SCI_NL__0PNPDK20050414_150342_000060352036_00240_16326_3200.N1	14APR2005 15:03:42	14APR2005 16:44:18	1	0	1	0	0
10	SCI_NL__0PNPDK20050414_182038_000060602036_00242_16328_3202.N1	14APR2005 18:20:38	14APR2005 20:01:39	1	0	1	0	0
11	SCI_NL__0PNPDE20050414_195948_000037152036_00243_16329_2896.N1	14APR2005 19:59:48	14APR2005 21:01:43	1	0	1	0	0
12	SCI_NL__0PNPDE20050414_210725_000063352036_00243_16329_2897.N1	14APR2005 21:07:25	14APR2005 22:53:00	1	0	1	0	0
13	SCI_NL__0PNPDE20050414_225213_000060332036_00244_16330_2898.N1	14APR2005 22:52:13	15APR2005 00:32:47	1	0	1	0	0

## 0.2 Product Quality Indicators

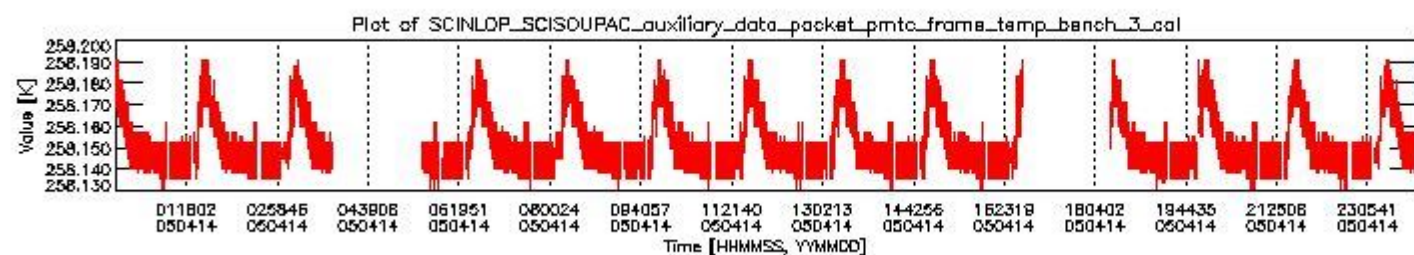
This section shows information about product quality, currently temperatures.



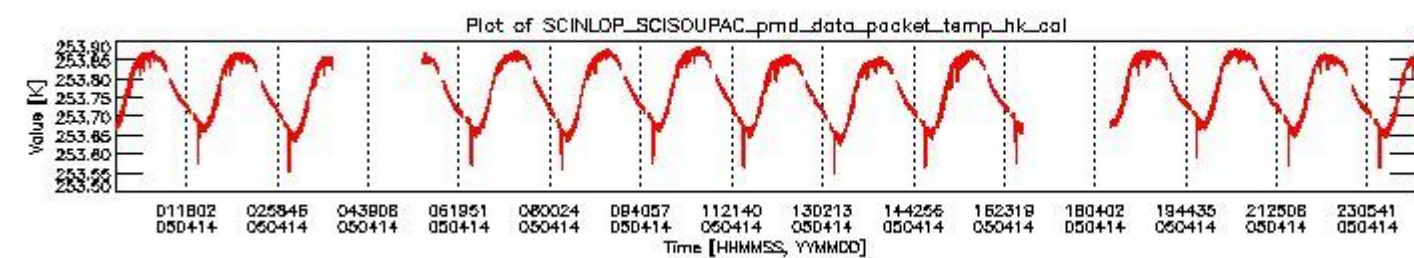
sciamachy\_daily\_report\_level0\_PFHS\_5\_32\_N\_20050414\_0.PNG



sciamachy\_daily\_report\_level0\_PFHS\_5\_32\_N\_20050414\_1.PNG

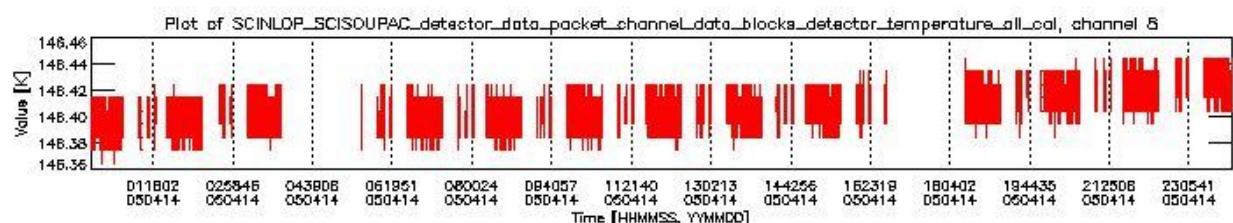
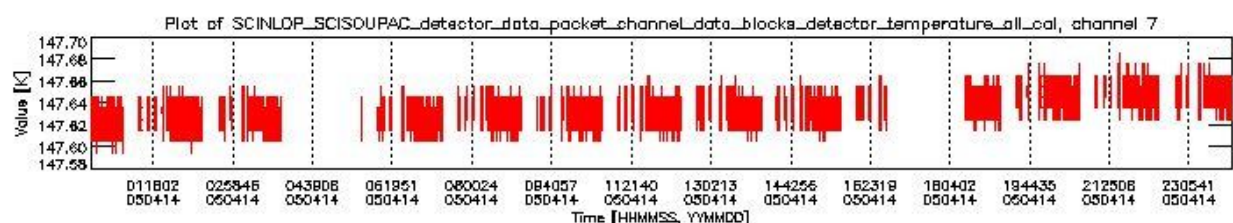
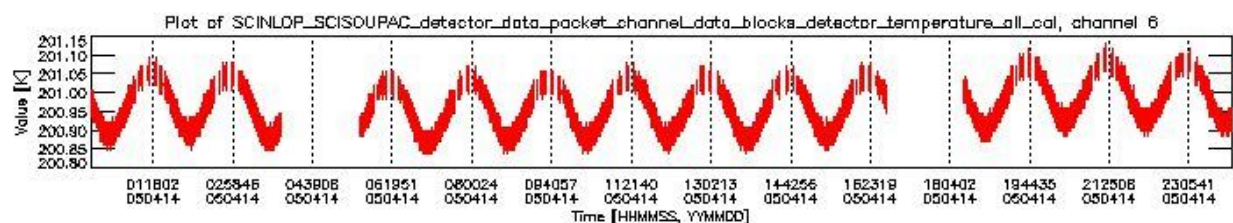
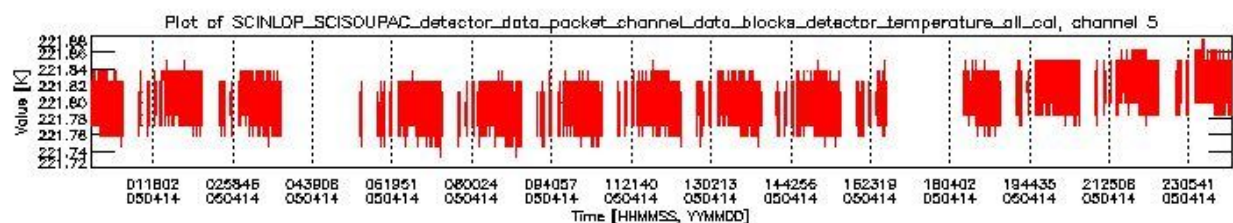
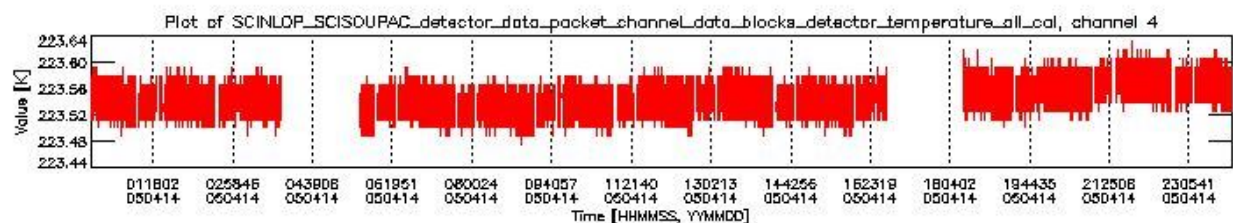
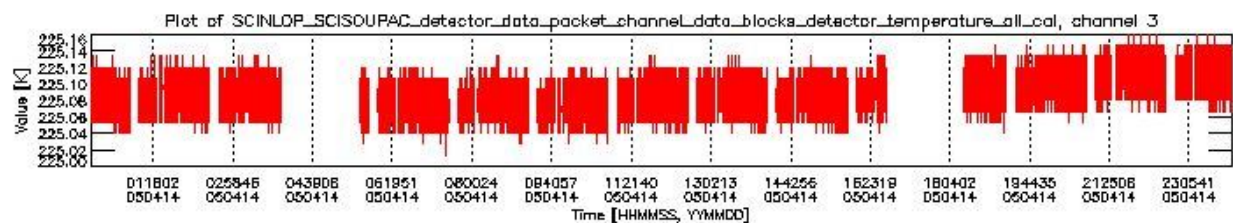
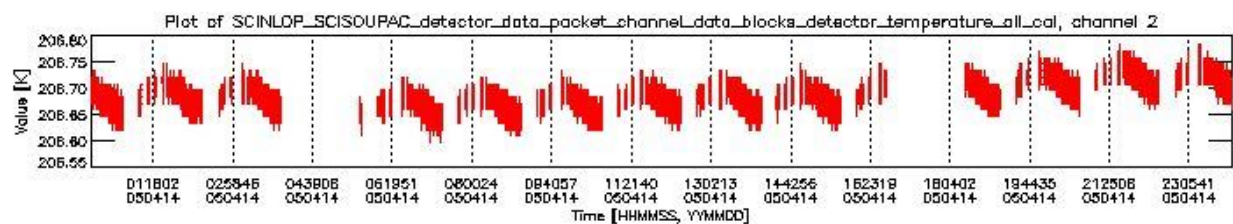
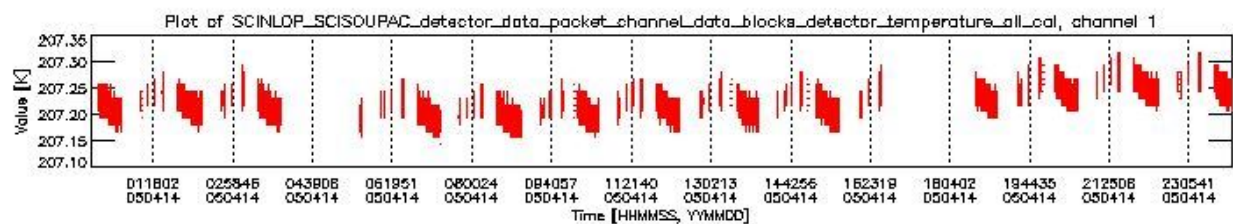


sciamachy\_daily\_report\_level0\_PFHS\_5\_32\_N\_20050414\_2.PNG



sciamachy\_daily\_report\_level0\_PFHS\_5\_32\_N\_20050414\_3.PNG





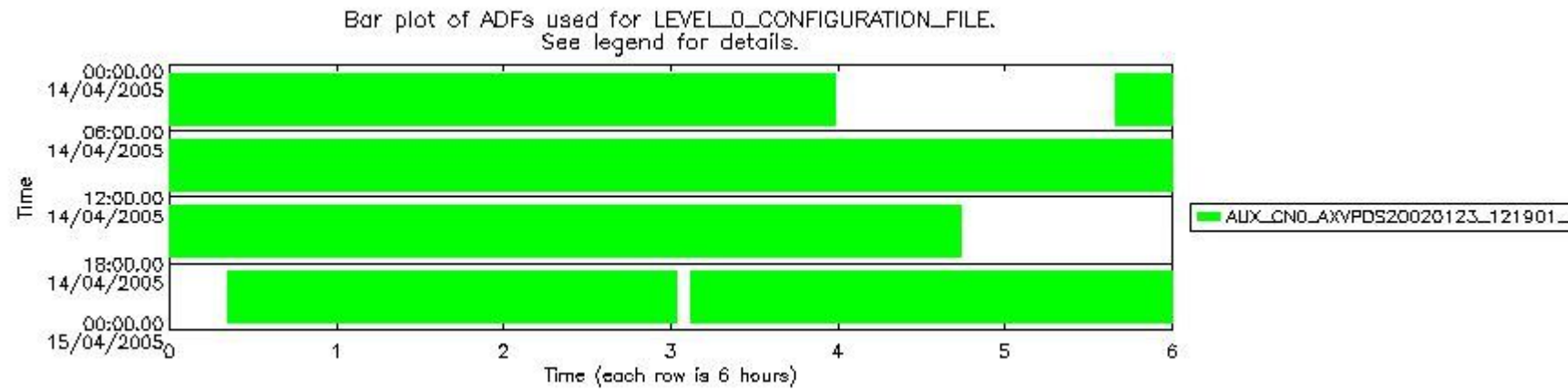
### 0.3 ADF monitoring

This section shows the (variation in) ADFs used for each of the products. It consists of:

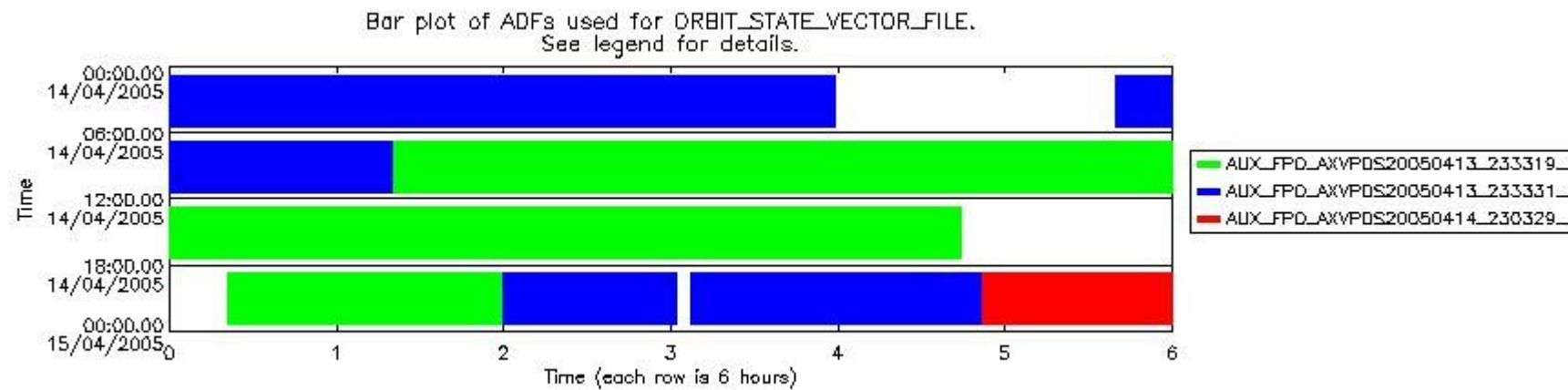
- A table showing which ADFs were used for processing (red values indicate that multiple ADFs of the same type were used)
- Various time line plots, one for each ADF, which show when which ADF was used.

If multiple ADFs of a single type were used, these are marked **red** in the table.

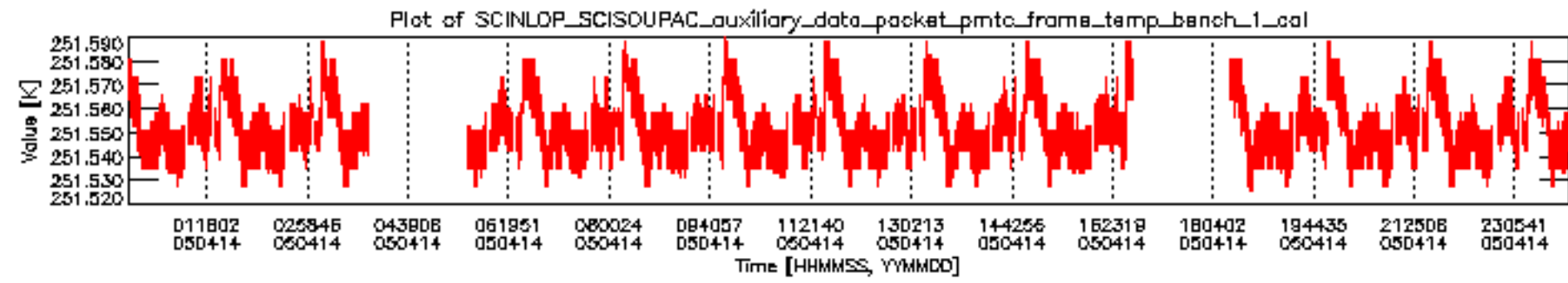
Number	ADF
	<b>CNO (LEVEL_0_CONFIGURATION_FILE)</b>
0	AUX_CNO_AXVPDS20020123_121901_20020101_000000_20200101_000000
	<b>FPO (ORBIT_STATE_VECTOR_FILE)</b>
1	AUX_FPO_AXVPDS20050413_233319_20050413_183537_20050423_200153
2	AUX_FPO_AXVPDS20050413_233331_20050413_183537_20050423_200153
3	AUX_FPO_AXVPDS20050414_230329_20050414_194437_20050424_211052

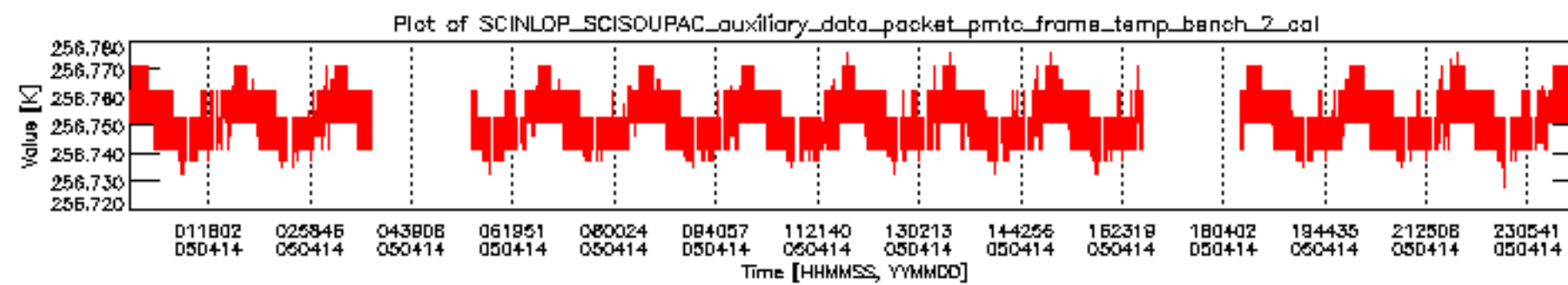


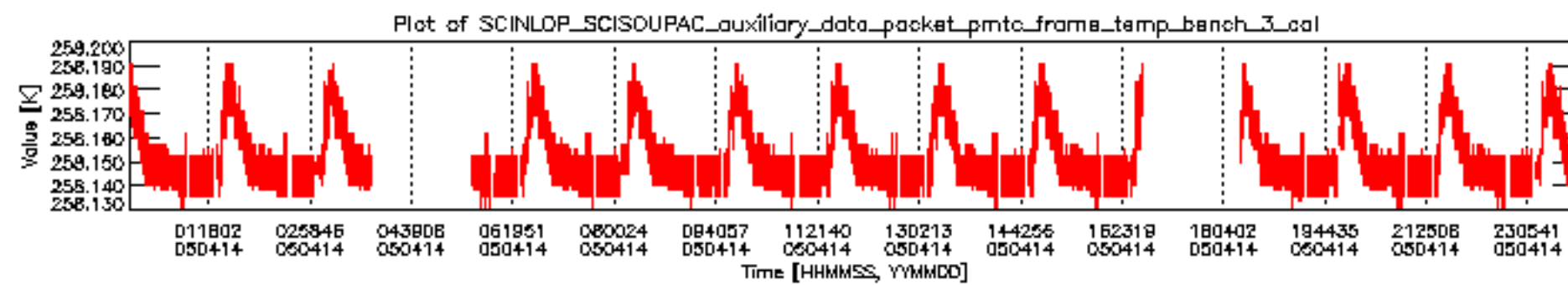
sciamachy\_daily\_report\_level0\_PFHS\_5\_32\_N\_20050414\_5.PNG

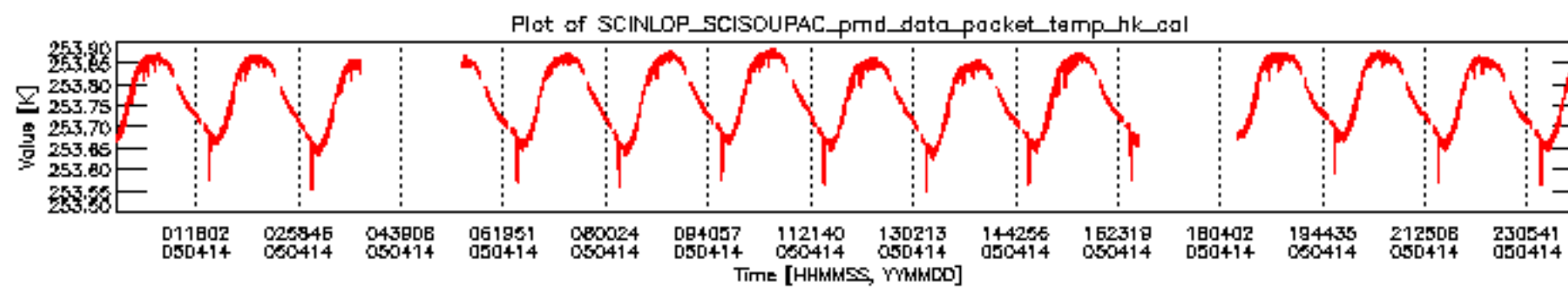


sciamachy\_daily\_report\_level0\_PFHS\_5\_32\_N\_20050414\_6.PNG

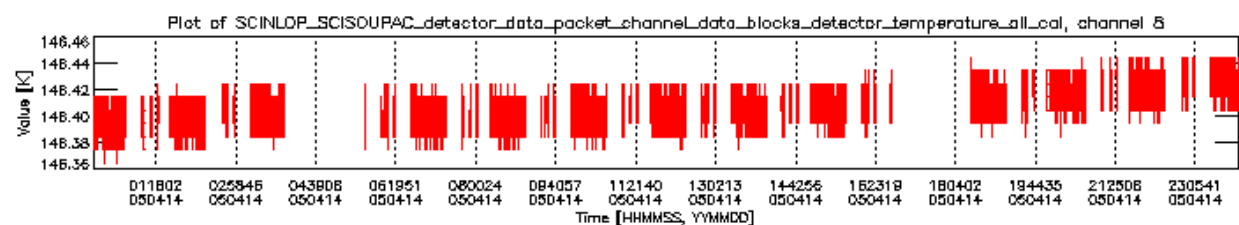
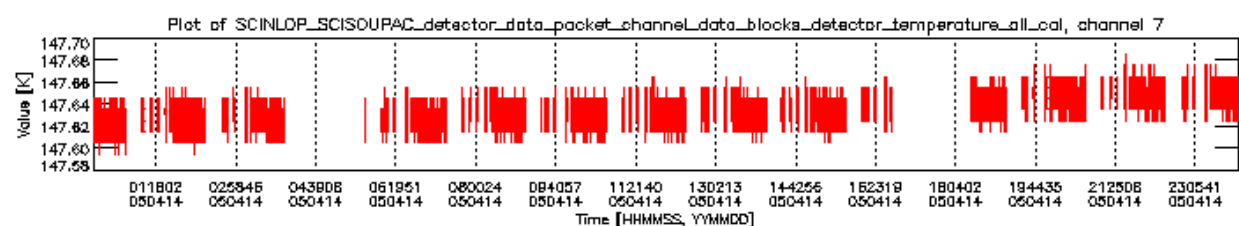
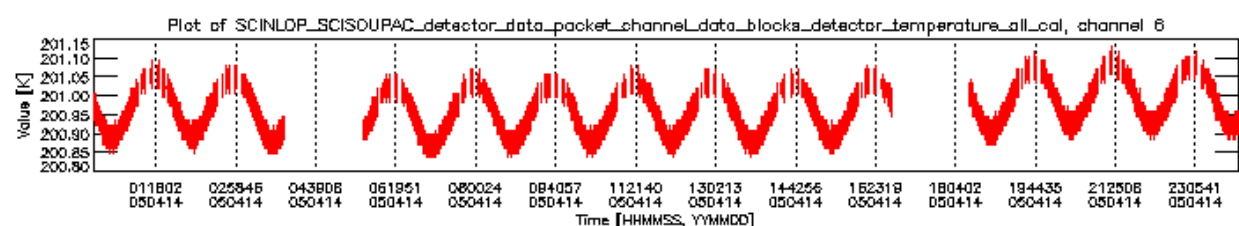
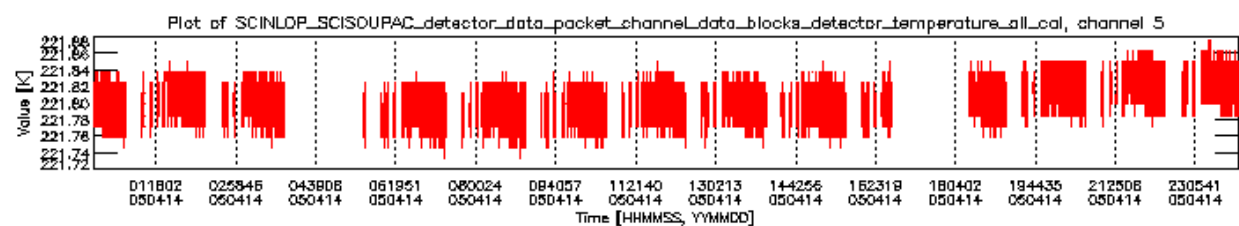
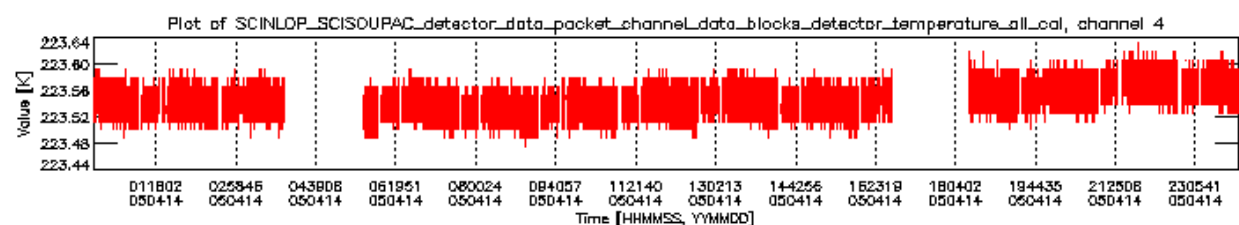
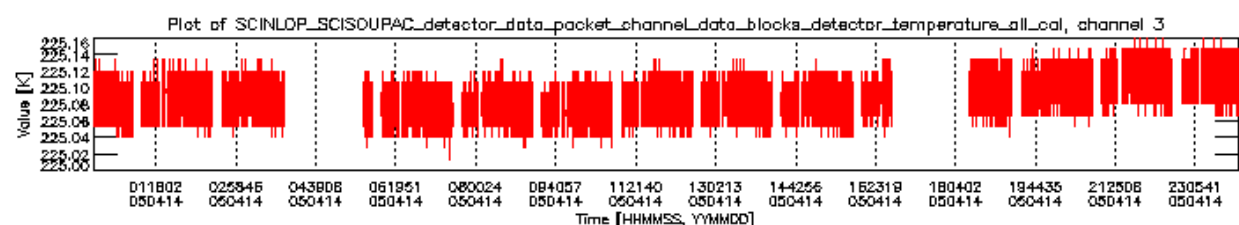
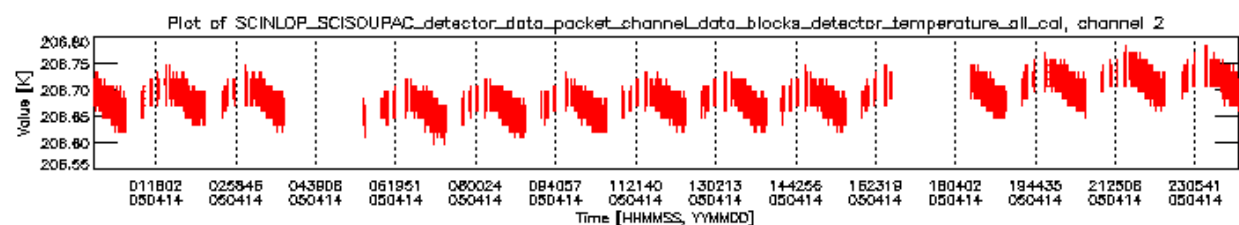
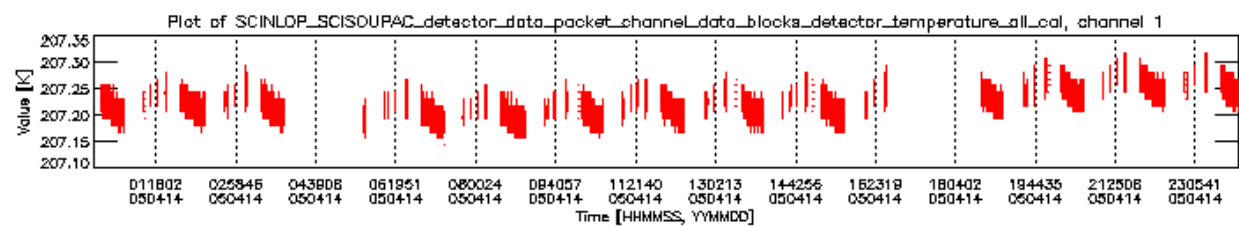


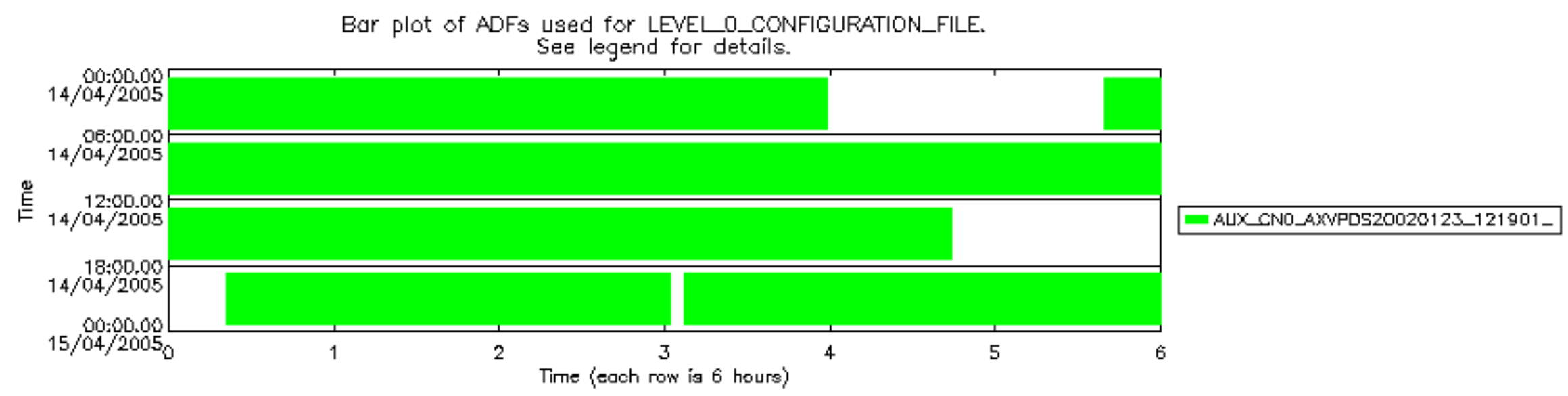












Bar plot of ADFs used for ORBIT\_STATE\_VECTOR\_FILE.  
See legend for details.

