

0. SCIAMACHY Daily Report for level 0 products

0.1 General Info

0.2 Product Quality Indicators

0.3 ADF monitoring

0.1 General Info

This report contains a daily analysis on parameters extracted from SCIAMACHY level 0 data (The SCI_NL__0P product).

0.1.1 Report summary

The table below shows general characteristics of the data that are included into this report.

Item	Value
Report version	vdraft_20050403
Time of report generation	17APR2005 03:22:32
Data source version	PFHS/5.32-N
Processing scope for products	13APR2005 00:00:00 to 14APR2005 00:00:00
Start time of first product within scope	12APR2005 23:56:28
Stop time of last product within scope	14APR2005 01:04:31
Total number of level 0 products	13
Number of level 0 products with errors	13

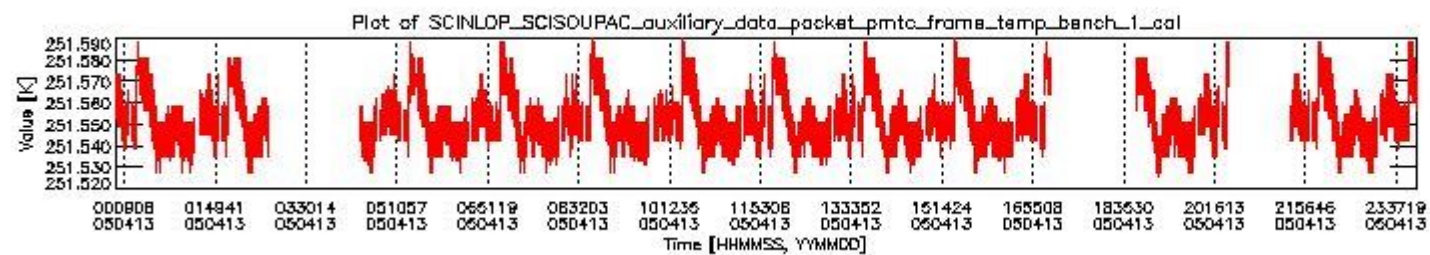
0.1.2 Summary per product

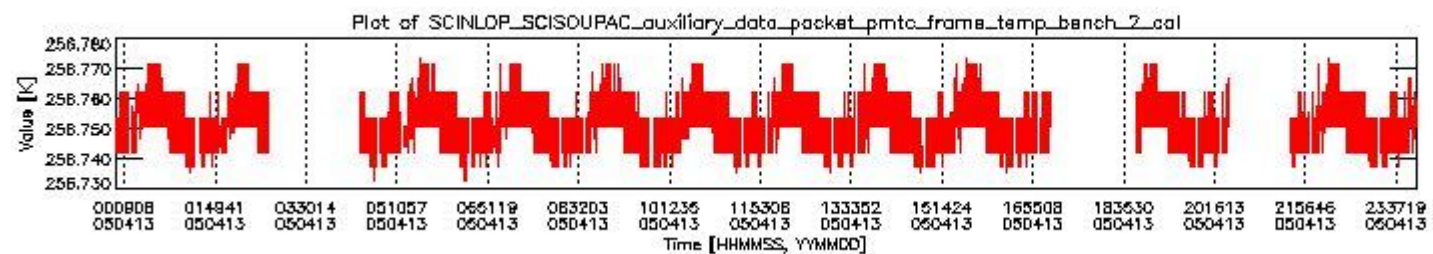
The following table shows a summary for each product used in this report.

#	Product name	Start time	Stop time	Prod err	ISP err sign	ISP miss sign	ISP disc sign	rs sign
0	SCI_NL__0PNPDE20050412_235628_000060302036_00216_16302_2880.N1	12APR2005 23:56:28	13APR2005 01:36:59	1	0	1	0	0
1	SCI_NL__0PNPDE20050413_013451_000044572036_00217_16303_2881.N1	13APR2005 01:34:51	13APR2005 02:49:08	1	0	1	0	0
2	SCI_NL__0PNPDE20050413_043040_000061042036_00219_16305_2883.N1	13APR2005 04:30:40	13APR2005 06:12:24	1	0	1	0	0
3	SCI_NL__0PNPDK20050413_061115_000041002036_00220_16306_3183.N1	13APR2005 06:11:15	13APR2005 07:19:36	1	0	1	0	0
4	SCI_NL__0PNPDK20050413_071936_000061042036_00221_16307_3184.N1	13APR2005 07:19:36	13APR2005 09:01:20	1	0	1	0	0
5	SCI_NL__0PNPDK20050413_090120_000059662036_00222_16308_3185.N1	13APR2005 09:01:20	13APR2005 10:40:47	1	0	1	0	0
6	SCI_NL__0PNPDK20050413_104047_000059792036_00223_16309_3186.N1	13APR2005 10:40:47	13APR2005 12:20:27	1	0	1	0	0
7	SCI_NL__0PNPDK20050413_121931_000059662036_00224_16310_3187.N1	13APR2005 12:19:31	13APR2005 13:58:58	1	0	1	0	0
8	SCI_NL__0PNPDK20050413_135749_000058552036_00225_16311_3188.N1	13APR2005 13:57:49	13APR2005 15:35:24	1	0	1	0	0
9	SCI_NL__0PNPDK20050413_153428_000060172036_00226_16312_3189.N1	13APR2005 15:34:28	13APR2005 17:14:46	1	0	1	0	0
10	SCI_NL__0PNPDK20050413_184918_000061682036_00228_16314_3191.N1	13APR2005 18:49:18	13APR2005 20:32:06	1	0	1	0	0
11	SCI_NL__0PNPDE20050413_214123_000061672036_00229_16315_2887.N1	13APR2005 21:41:23	13APR2005 23:24:10	1	0	1	0	0
12	SCI_NL__0PNPDE20050413_232240_000061102036_00230_16316_2888.N1	13APR2005 23:22:40	14APR2005 01:04:31	1	0	1	0	0

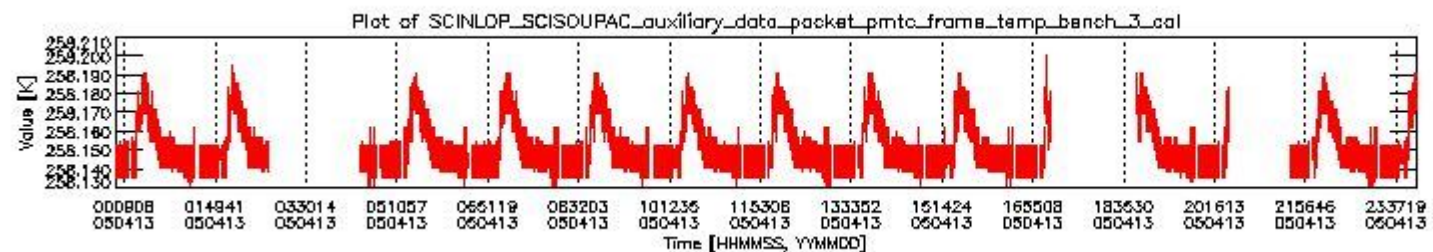
0.2 Product Quality Indicators

This section shows information about product quality, currently temperatures.

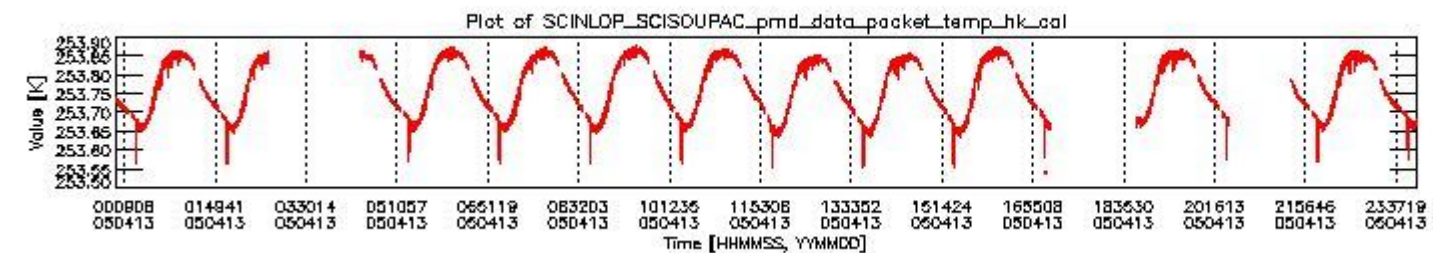




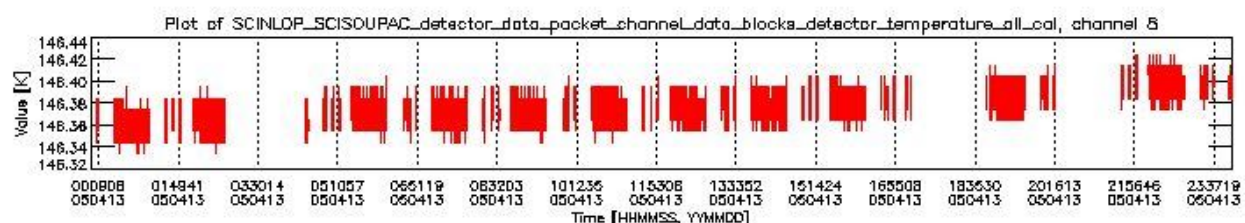
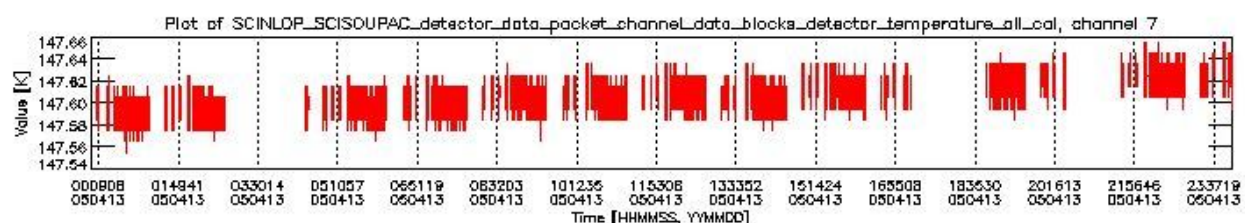
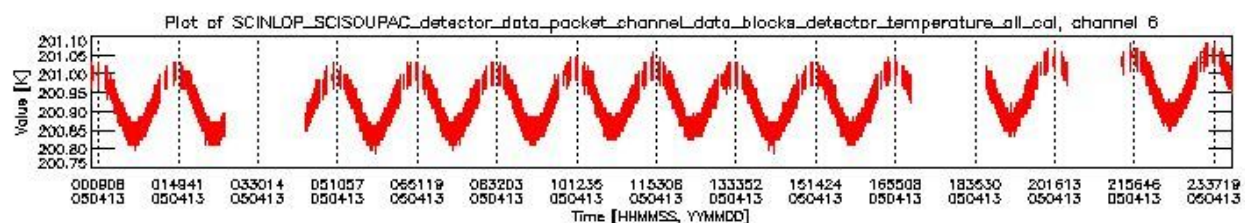
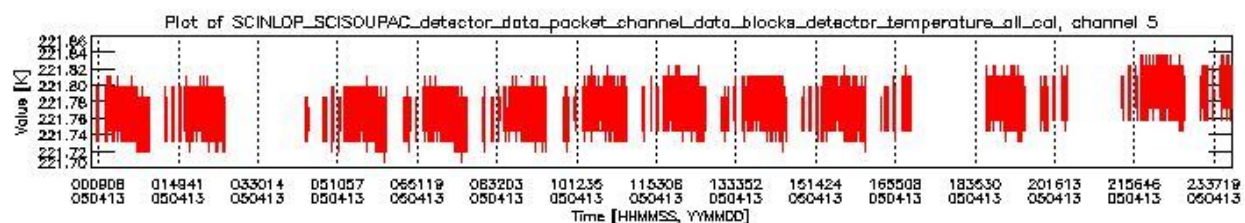
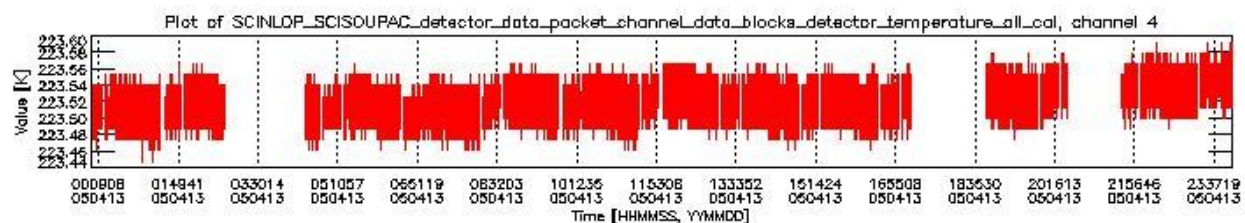
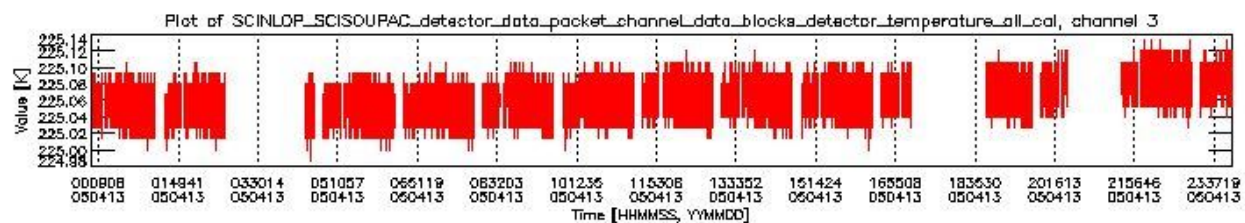
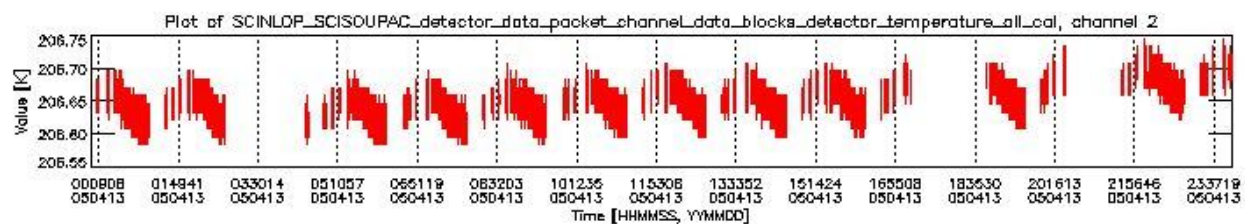
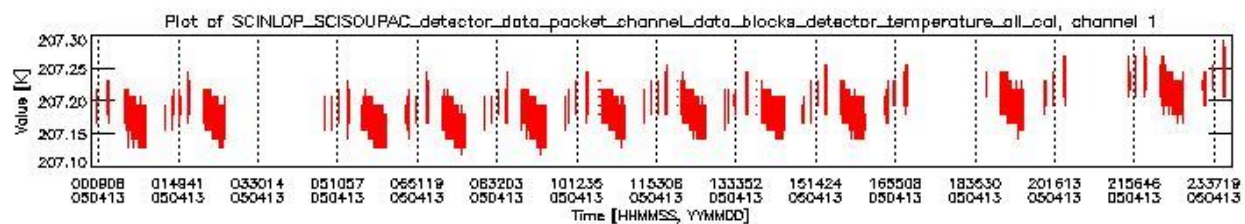
sciamachy_daily_report_level0_PFHS_5_32_N_20050413_1.PNG



sciamachy_daily_report_level0_PFHS_5_32_N_20050413_2.PNG



sciamachy_daily_report_level0_PFHS_5_32_N_20050413_3.PNG



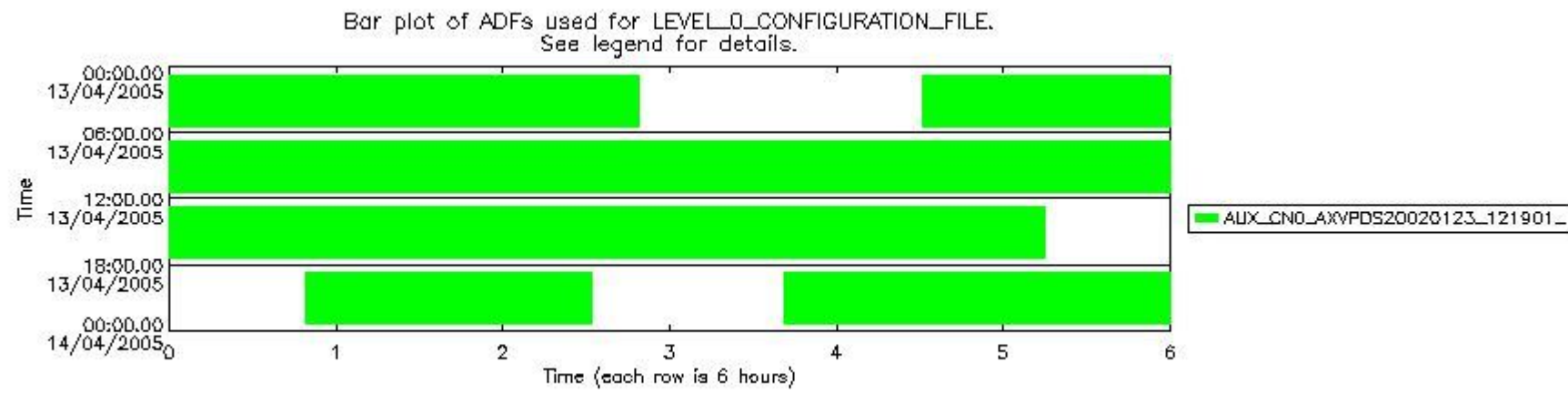
0.3 ADF monitoring

This section shows the (variation in) ADFs used for each of the products. It consists of:

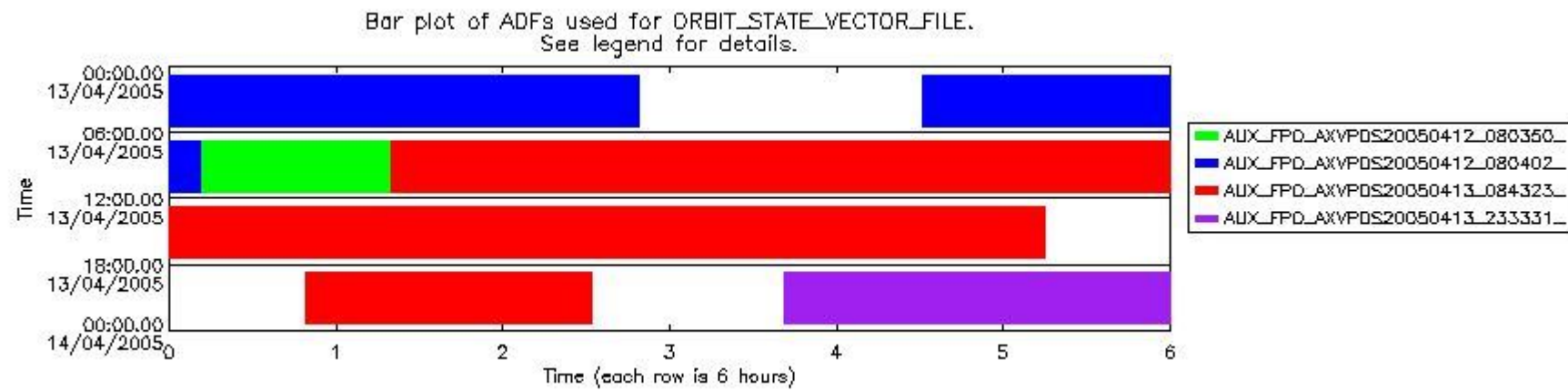
- A table showing which ADFs were used for processing (red values indicate that multiple ADFs of the same type were used)
- Various time line plots, one for each ADF, which show when which ADF was used.

If multiple ADFs of a single type were used, these are marked **red** in the table.

Number	ADF
	CNO (LEVEL_0_CONFIGURATION_FILE)
0	AUX_CNO_AXVPDS20020123_121901_20020101_000000_20200101_000000
	FPO (ORBIT_STATE_VECTOR_FILE)
1	AUX_FPO_AXVPDS20050412_080350_20050411_193851_20050421_210507
2	AUX_FPO_AXVPDS20050412_080402_20050411_193851_20050421_210507
3	AUX_FPO_AXVPDS20050413_084323_20050412_190714_20050422_203330
4	AUX_FPO_AXVPDS20050413_233331_20050413_183537_20050423_200153



sciamachy_daily_report_level0_PFHS_5_32_N_20050413_5.PNG



sciamachy_daily_report_level0_PFHS_5_32_N_20050413_6.PNG

