

0. SCIAMACHY Daily Report for level 0 products

0.1 General Info

0.2 Product Quality Indicators

0.3 ADF monitoring

0.1 General Info

This report contains a daily analysis on parameters extracted from SCIAMACHY level 0 data (The SCI_NL__0P product).

0.1.1 Report summary

The table below shows general characteristics of the data that are included into this report.

Item	Value
Report version	vdraft_20050403
Time of report generation	12APR2005 17:23:13
Data source version	PFHS/5.32-N
Processing scope for products	09APR2005 00:00:00 to 10APR2005 00:00:00
Start time of first product within scope	09APR2005 03:14:13
Stop time of last product within scope	10APR2005 01:31:06
Total number of level 0 products	13
Number of level 0 products with errors	13

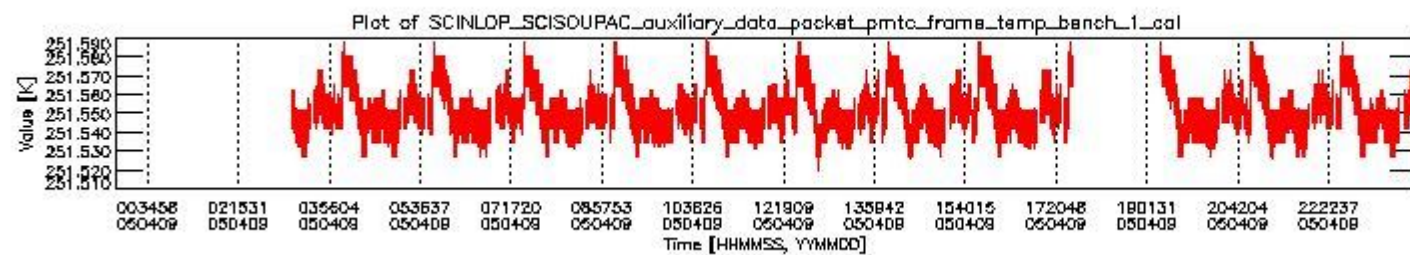
0.1.2 Summary per product

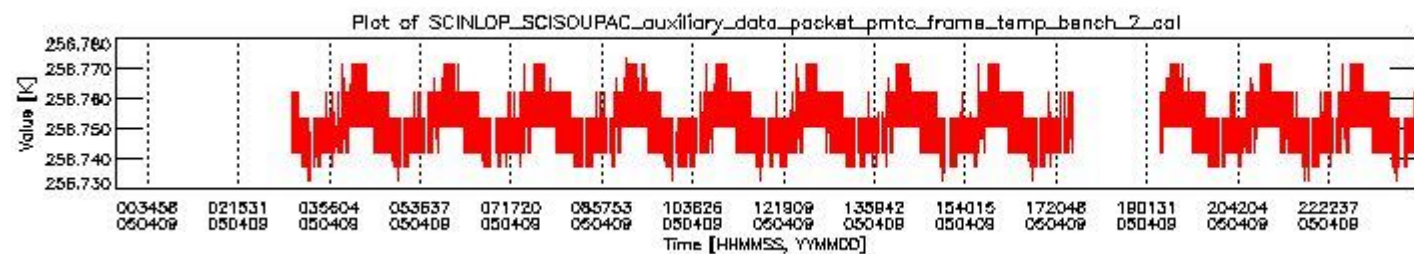
The following table shows a summary for each product used in this report.

#	Product name	Start time	Stop time	Prod err	ISP err sign	ISP miss sign	ISP disc sign	rs sign
0	SCI_NL__0PNPDE20050409_031413_000061602036_00161_16247_2838.N1	09APR2005 03:14:13	09APR2005 04:56:53	1	0	1	0	0
1	SCI_NL__0PNPDE20050409_045557_000060912036_00162_16248_2839.N1	09APR2005 04:55:57	09APR2005 06:37:29	1	0	1	0	0
2	SCI_NL__0PNPDK20050409_063620_000041132036_00163_16249_3146.N1	09APR2005 06:36:20	09APR2005 07:44:53	1	0	1	0	0
3	SCI_NL__0PNPDK20050409_074453_000060352036_00164_16250_3147.N1	09APR2005 07:44:53	09APR2005 09:25:29	1	0	1	0	0
4	SCI_NL__0PNPDK20050409_092529_000060352036_00165_16251_3148.N1	09APR2005 09:25:29	09APR2005 11:06:04	1	0	1	0	0
5	SCI_NL__0PNPDK20050409_110508_000060222036_00166_16252_3149.N1	09APR2005 11:05:08	09APR2005 12:45:31	1	0	1	0	0
6	SCI_NL__0PNPDK20050409_124531_000058552036_00167_16253_3150.N1	09APR2005 12:45:31	09APR2005 14:23:06	1	0	1	0	0
7	SCI_NL__0PNPDK20050409_142211_000060222036_00168_16254_3151.N1	09APR2005 14:22:11	09APR2005 16:02:34	1	0	1	0	0
8	SCI_NL__0PNPDK20050409_160029_000059062036_00169_16255_3152.N1	09APR2005 16:00:29	09APR2005 17:38:56	1	0	1	0	0
9	SCI_NL__0PNPDK20050409_191612_000061272036_00171_16257_3154.N1	09APR2005 19:16:12	09APR2005 20:58:20	1	0	1	0	0
10	SCI_NL__0PNPDE20050409_205628_000043932036_00172_16258_2845.N1	09APR2005 20:56:28	09APR2005 22:09:42	1	0	1	0	0
11	SCI_NL__0PNPDE20050409_220825_000061992036_00172_16258_2846.N1	09APR2005 22:08:25	09APR2005 23:51:44	1	0	1	0	0
12	SCI_NL__0PNPDE20050409_235016_000060502036_00173_16259_2847.N1	09APR2005 23:50:16	10APR2005 01:31:06	1	0	1	0	0

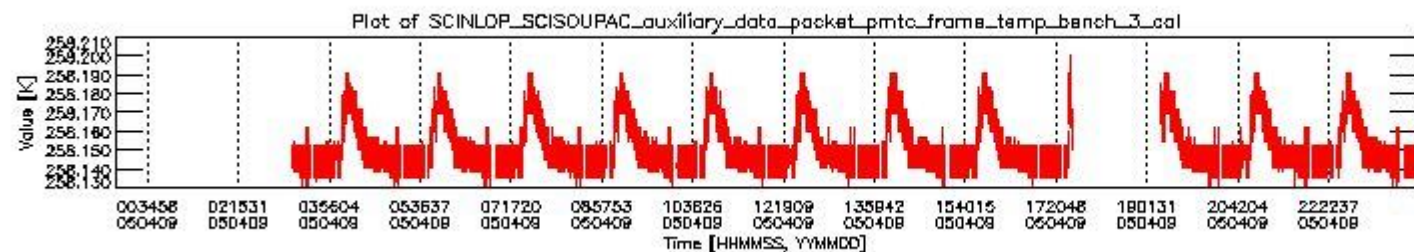
0.2 Product Quality Indicators

This section shows information about product quality, currently temperatures.

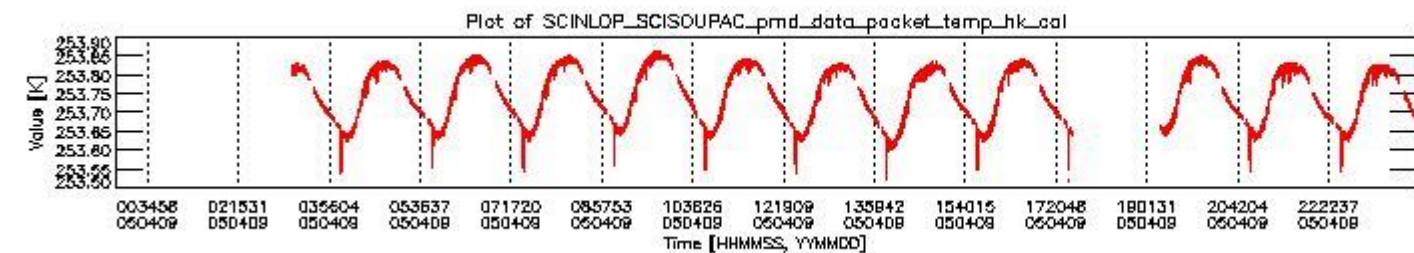




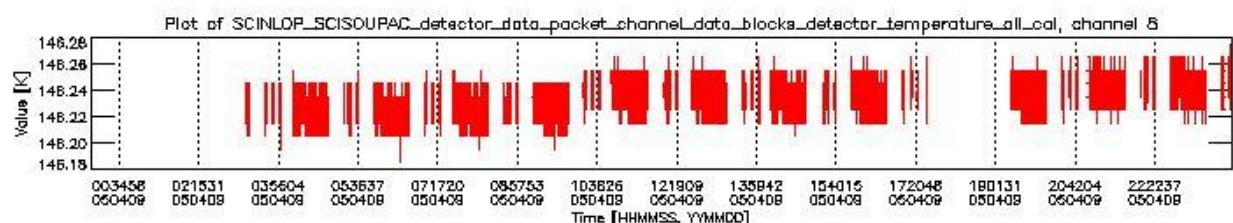
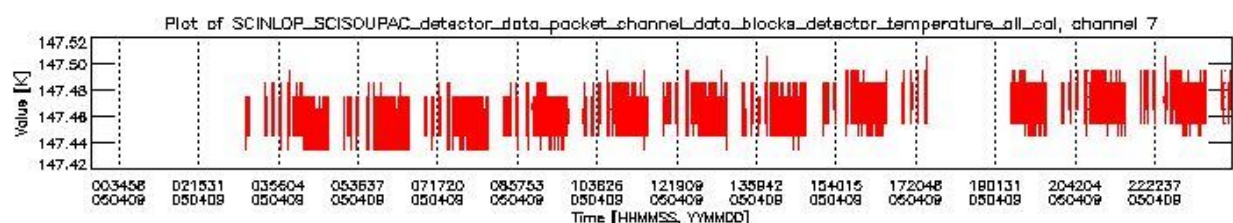
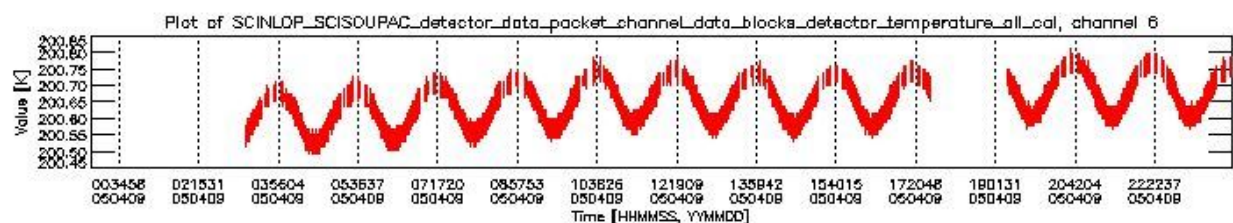
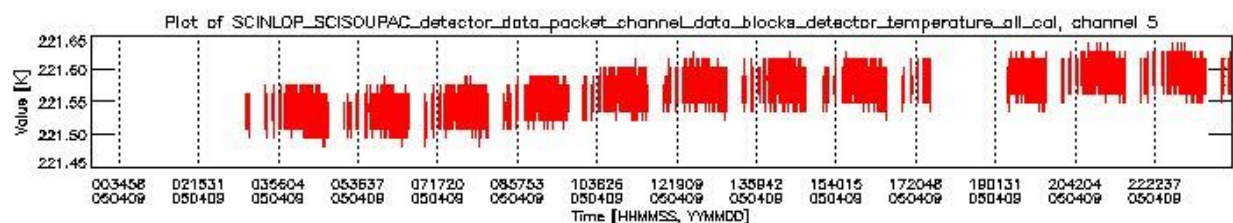
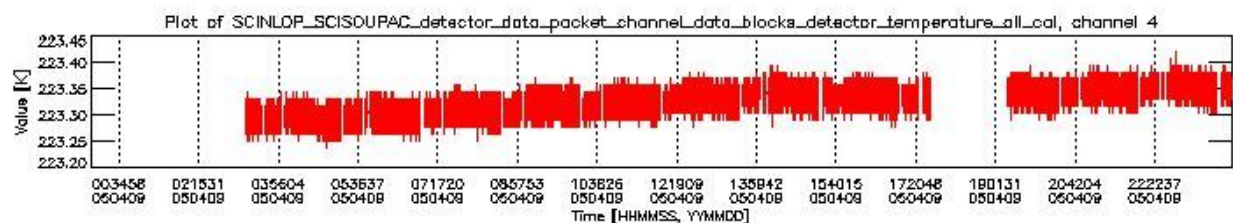
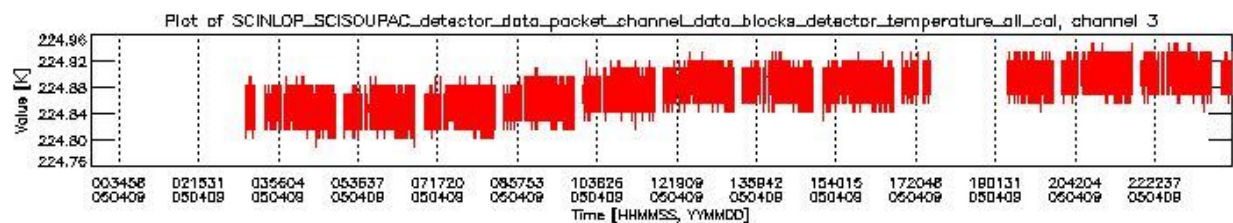
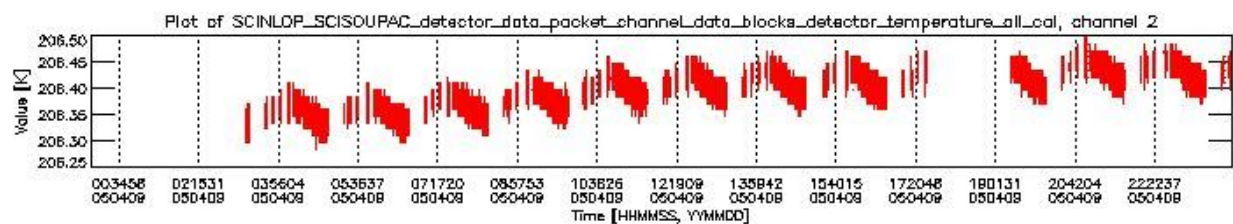
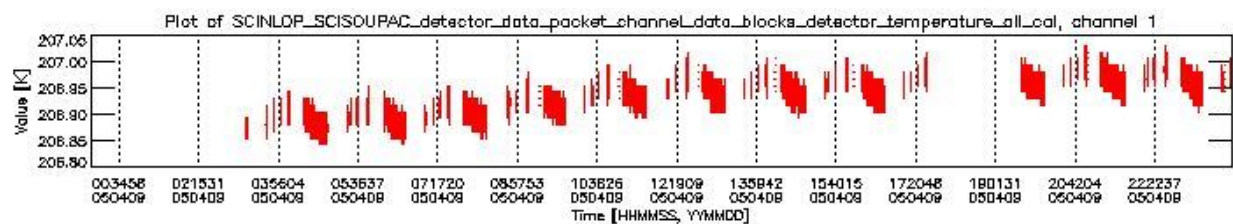
sciamachy_daily_report_level0_PFHS_5_32_N_20050409_1.PNG



sciamachy_daily_report_level0_PFHS_5_32_N_20050409_2.PNG



sciamachy_daily_report_level0_PFHS_5_32_N_20050409_3.PNG



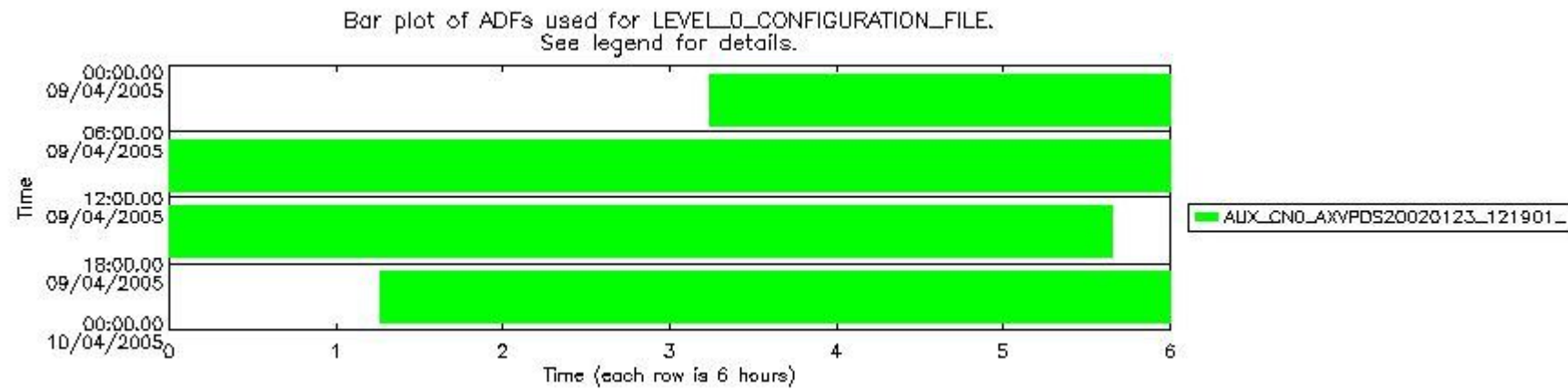
0.3 ADF monitoring

This section shows the (variation in) ADFs used for each of the products. It consists of:

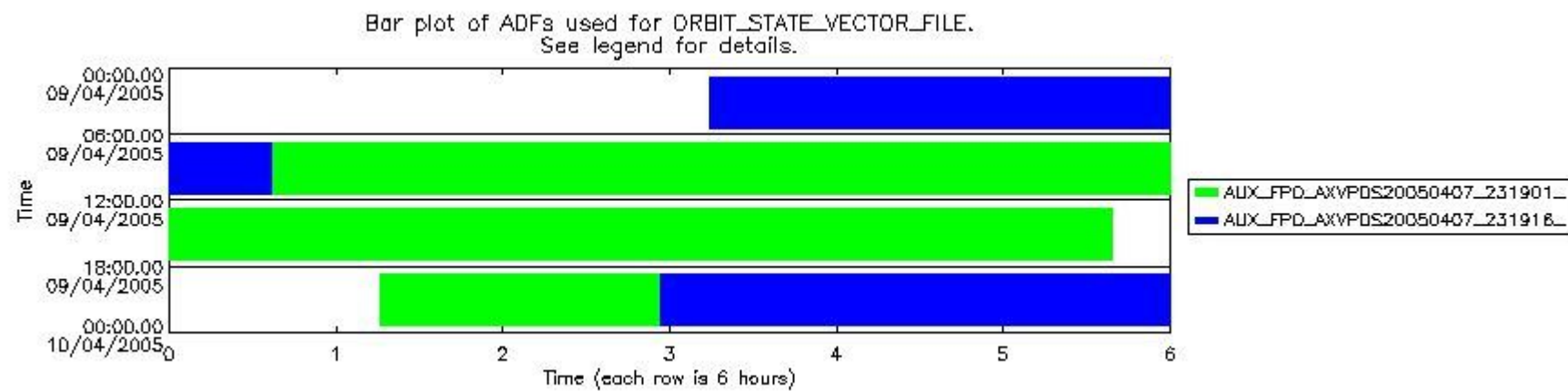
- A table showing which ADFs were used for processing (red values indicate that multiple ADFs of the same type were used)
- Various time line plots, one for each ADF, which show when which ADF was used.

If multiple ADFs of a single type were used, these are marked **red** in the table.

Number	ADF
	CNO (LEVEL_0_CONFIGURATION_FILE)
0	AUX_CNO_AXVPDS20020123_121901_20020101_000000_20200101_000000
	FPO (ORBIT_STATE_VECTOR_FILE)
1	AUX_FPO_AXVPDS20050407_231901_20050407_182406_20050417_213058
2	AUX_FPO_AXVPDS20050407_231916_20050407_182406_20050417_213058



sciamachy_daily_report_level0_PFHS_5_32_N_20050409_5.PNG



sciamachy_daily_report_level0_PFHS_5_32_N_20050409_6.PNG

