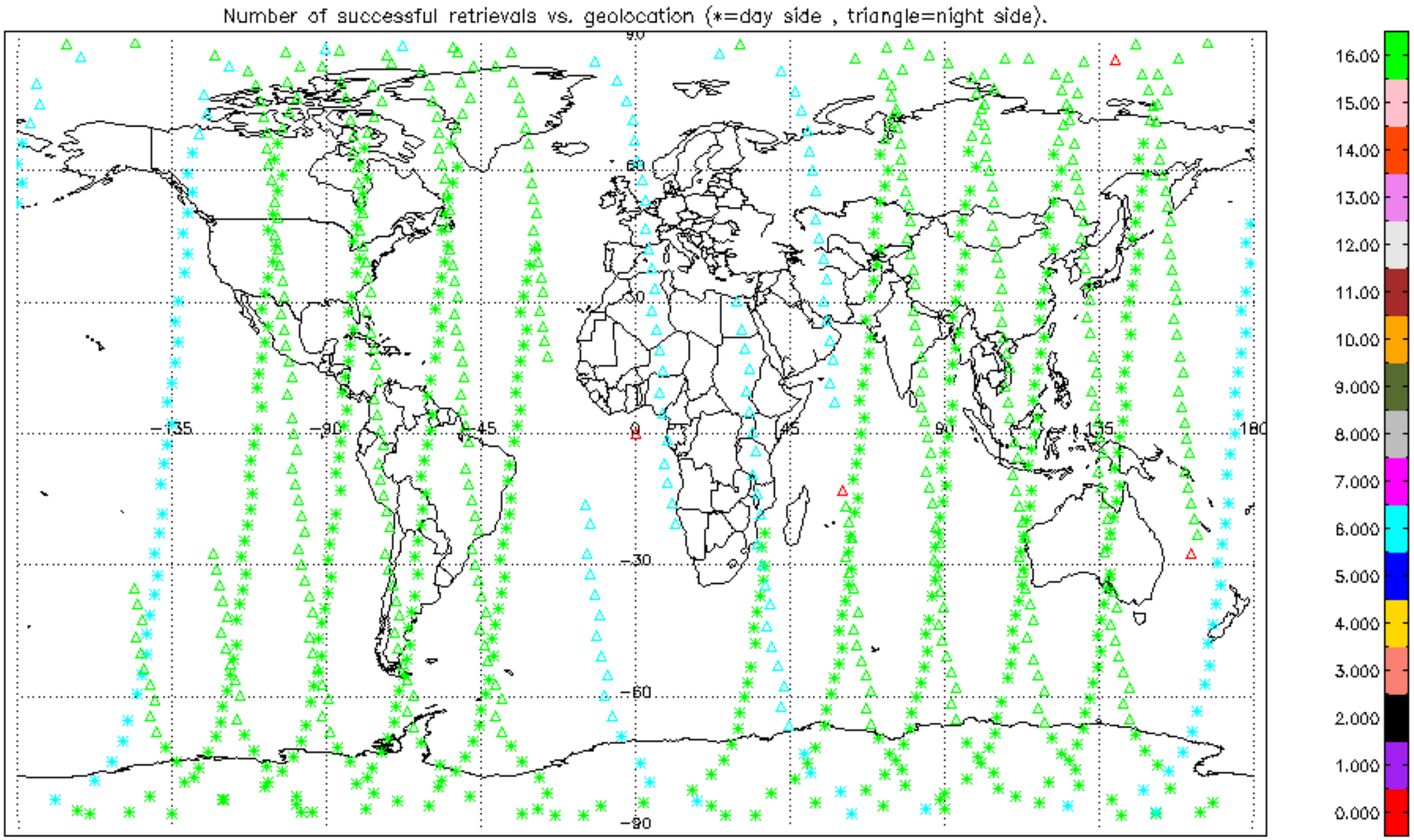
Number of successful retrievals vs. geolocation (*=day side , triangle=night side).
90
60
30
0
-30
-60
-90
-135
-90
-45
0
45
90
135
180
16.00
15.00
14.00
13.00
12.00
11.00
10.00
9.000
8.000
7.000
6.000
5.000
4.000
3.000
2.000
1.000
0.000

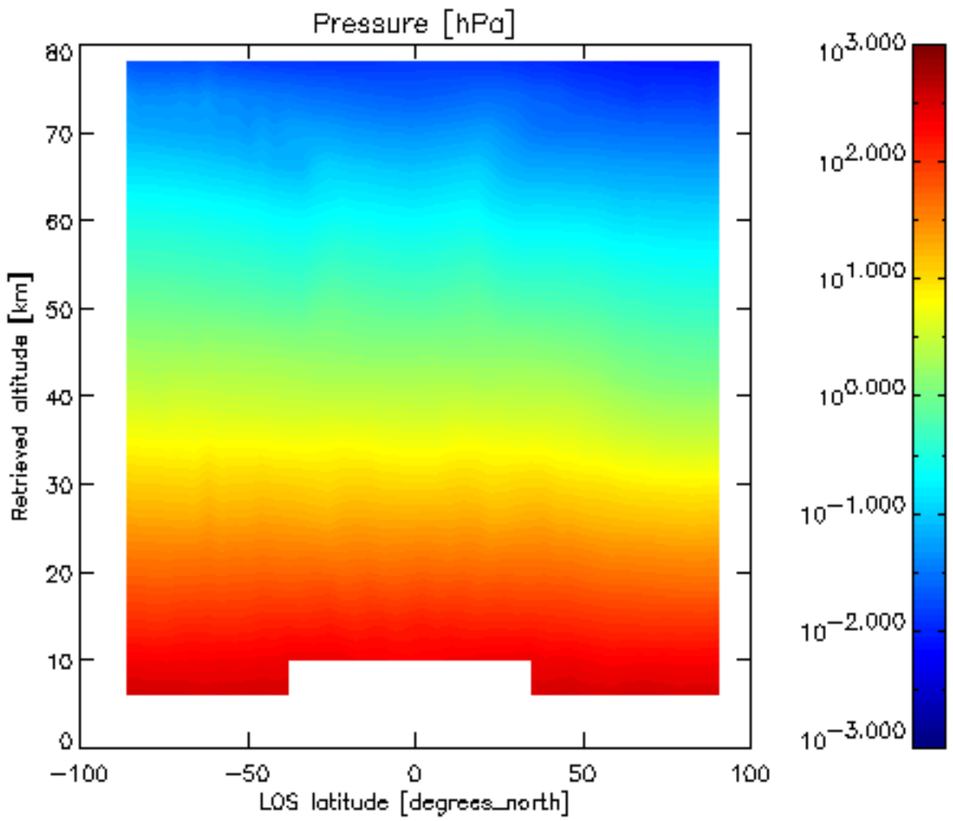
Pressure [hPa]
Retrieved altitude [km]
LOS latitude [degrees_north]
80
70
60
50
40
30
20
10
0
−100
−50
0
50
100
$10^{3.000}$
$10^{2.000}$
$10^{1.000}$
$10^{0.000}$
$10^{-1.000}$
$10^{-2.000}$
$10^{-3.000}$

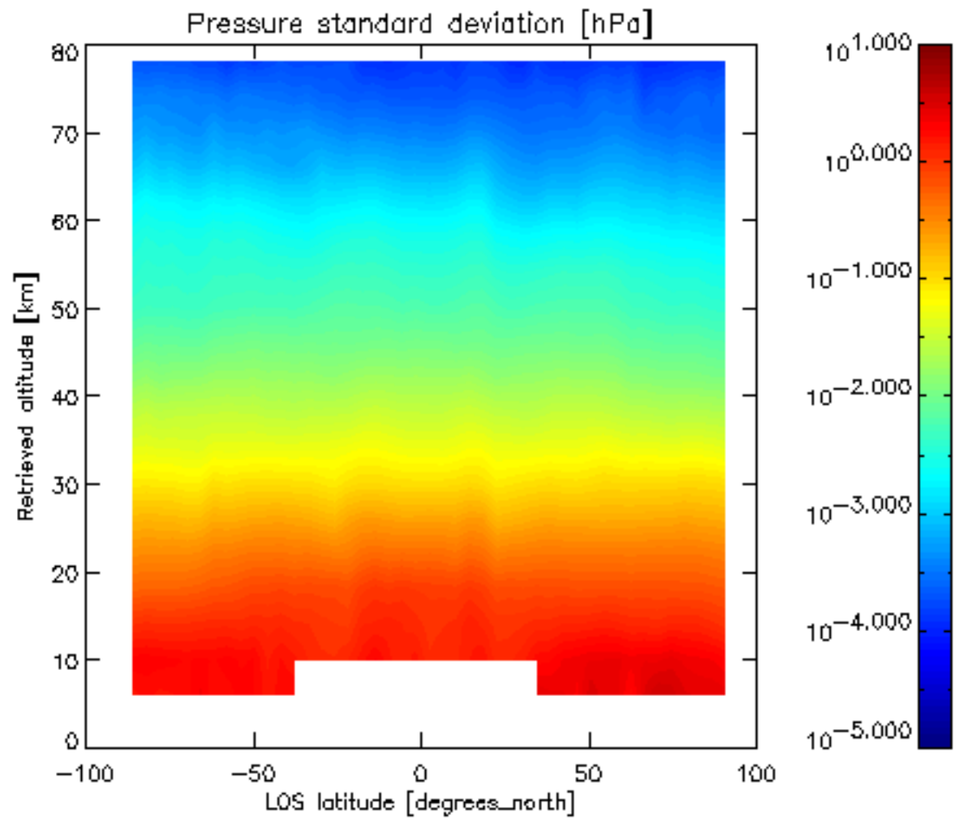
Pressure standard deviation [hPa]
Retrieved altitude [km]
LOS latitude [degrees_north]
80
70
60
50
40
30
20
10
0
−100
−50
0
50
100
$10^{1.000}$
$10^{0.000}$
$10^{-1.000}$
$10^{-2.000}$
$10^{-3.000}$
$10^{-4.000}$
$10^{-5.000}$

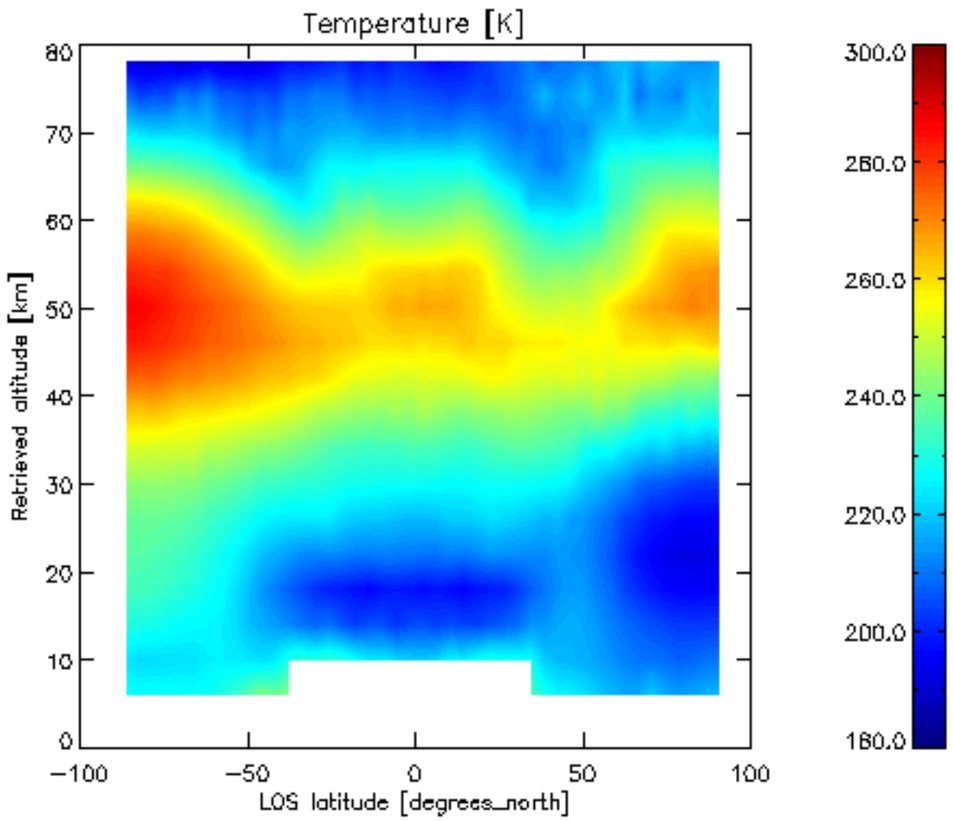
Temperature [K]
Retrieved altitude [km]
LOS latitude [degrees_north]
80
70
60
50
40
30
20
10
0
−100
−50
0
50
100
300.0
280.0
260.0
240.0
220.0
200.0
180.0

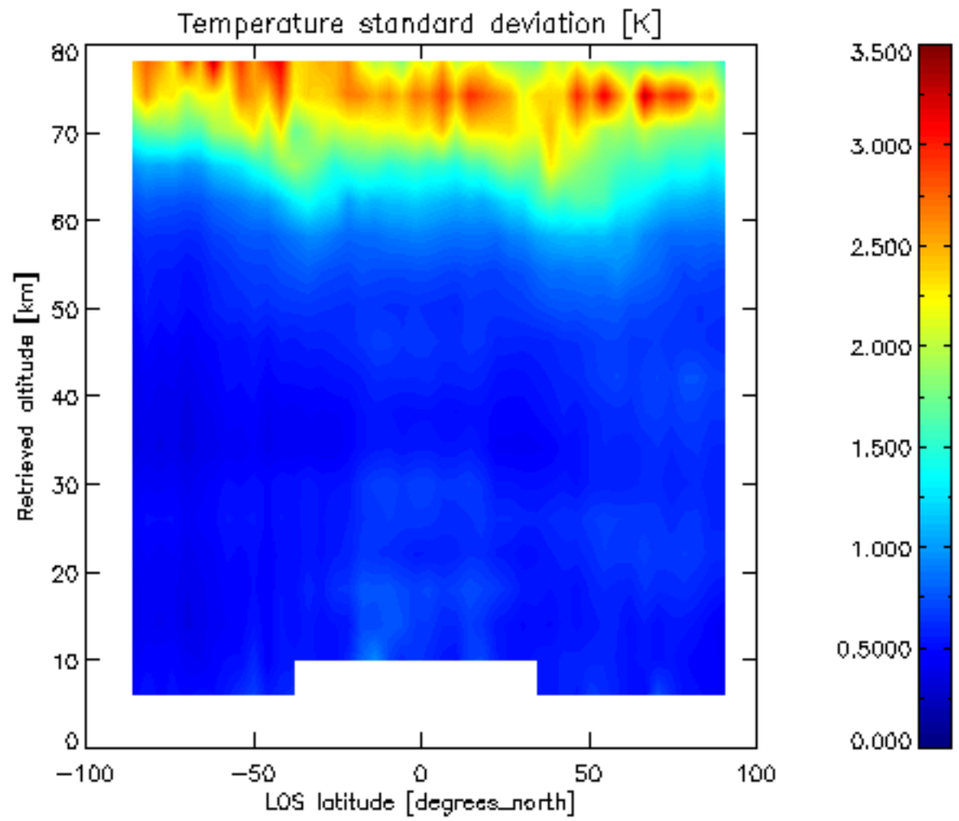
Temperature standard deviation [K]
Retrieved altitude [km]
LOS latitude [degrees_north]
80
70
60
50
40
30
20
10
0
−100
−50
0
50
100
3.500
3.000
2.500
2.000
1.500
1.000
0.5000
0.000

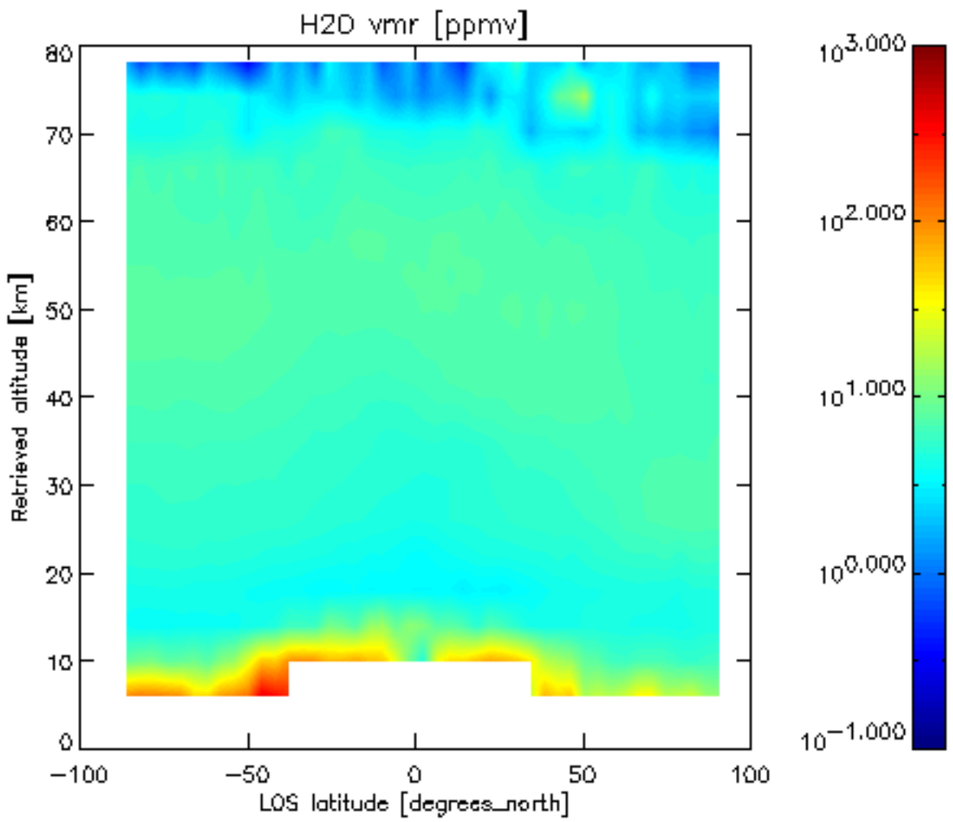
H2O vmr [ppmv]
Retrieved altitude [km]
LOS latitude [degrees_north]
80
70
60
50
40
30
20
10
0
−100
−50
0
50
100
$10^{3.000}$
$10^{2.000}$
$10^{1.000}$
$10^{0.000}$
$10^{-1.000}$

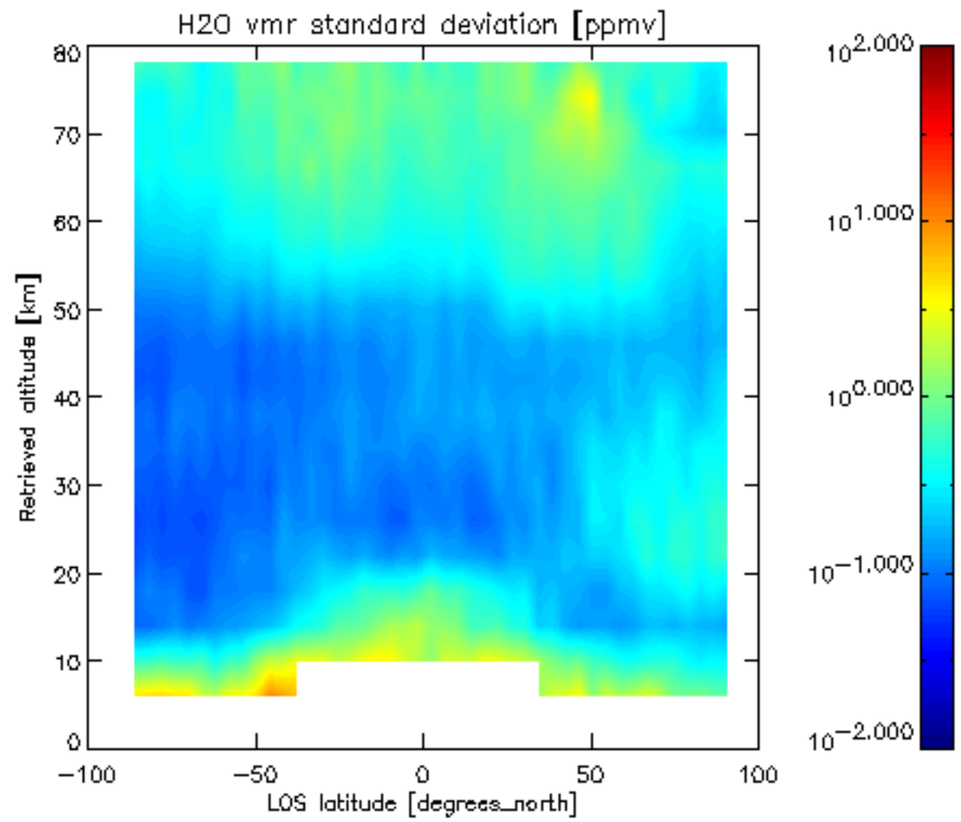
H2O vmr standard deviation [ppmv]
Retrieved altitude [km]
LOS latitude [degrees_north]
80
70
60
50
40
30
20
10
0
−100
−50
0
50
100
$10^{2.000}$
$10^{1.000}$
$10^{0.000}$
$10^{-1.000}$
$10^{-2.000}$

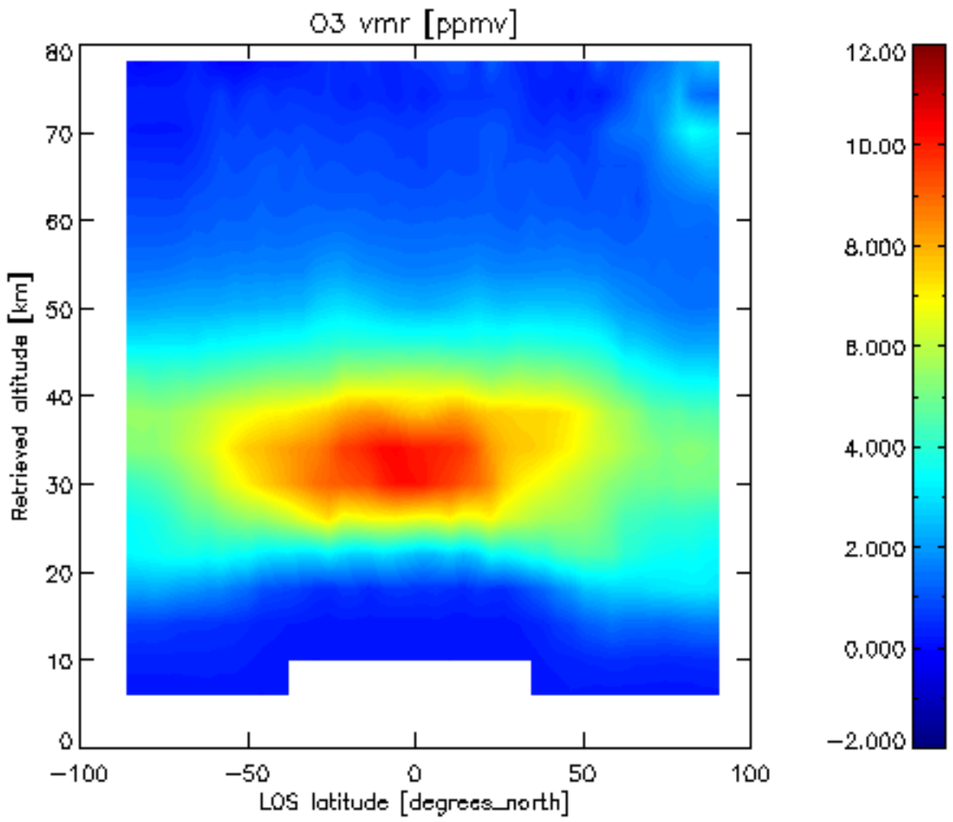
O3 vmr [ppmv]
Retrieved altitude [km]
LOS latitude [degrees_north]
80
70
60
50
40
30
20
10
0
−100
−50
0
50
100
12.00
10.00
8.000
6.000
4.000
2.000
0.000
−2.000

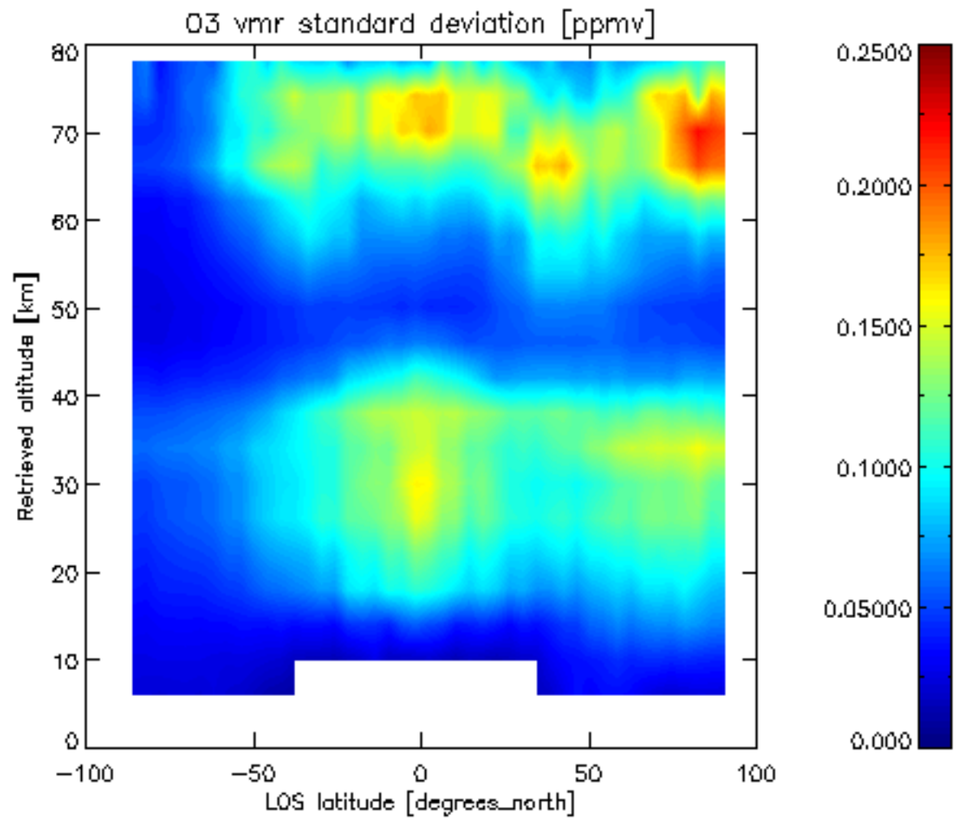
O3 vmr standard deviation [ppmv]
Retrieved altitude [km]
LOS latitude [degrees_north]
80
70
60
50
40
30
20
10
0
−100
−50
0
50
100
0.2500
0.2000
0.1500
0.1000
0.05000
0.000

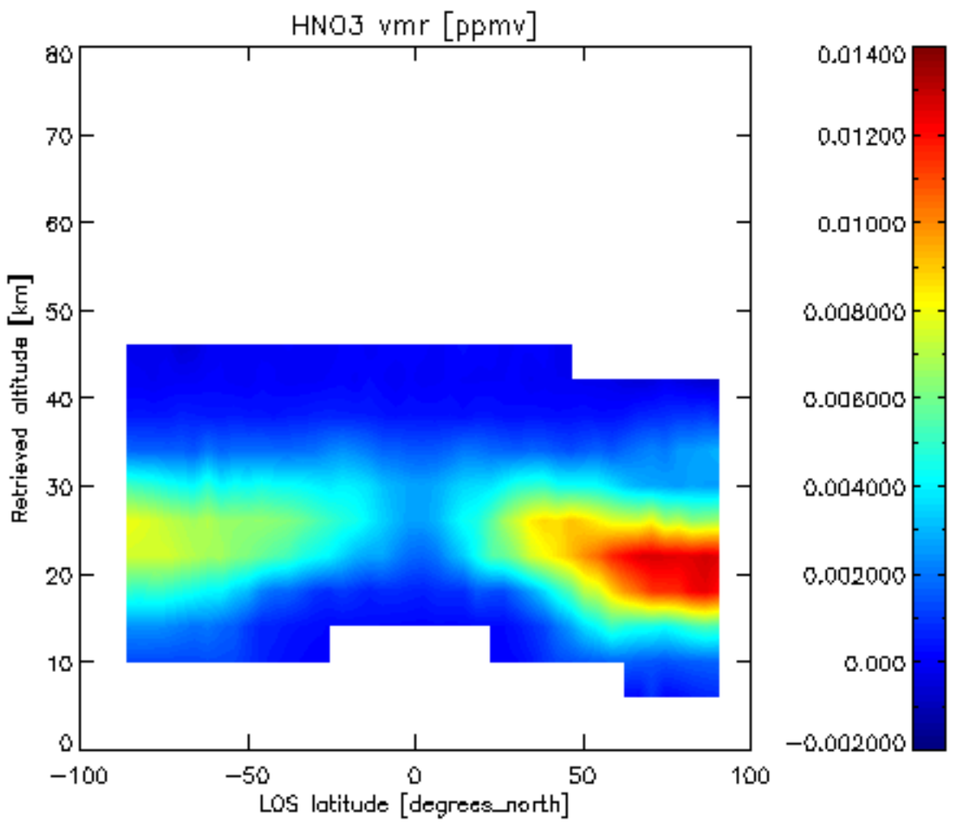
HNO3 vmr [ppmv]
Retrieved altitude [km]
LOS latitude [degrees_north]
80
70
60
50
40
30
20
10
0
−100
−50
0
50
100
0.01400
0.01200
0.01000
0.008000
0.006000
0.004000
0.002000
0.000
−0.002000

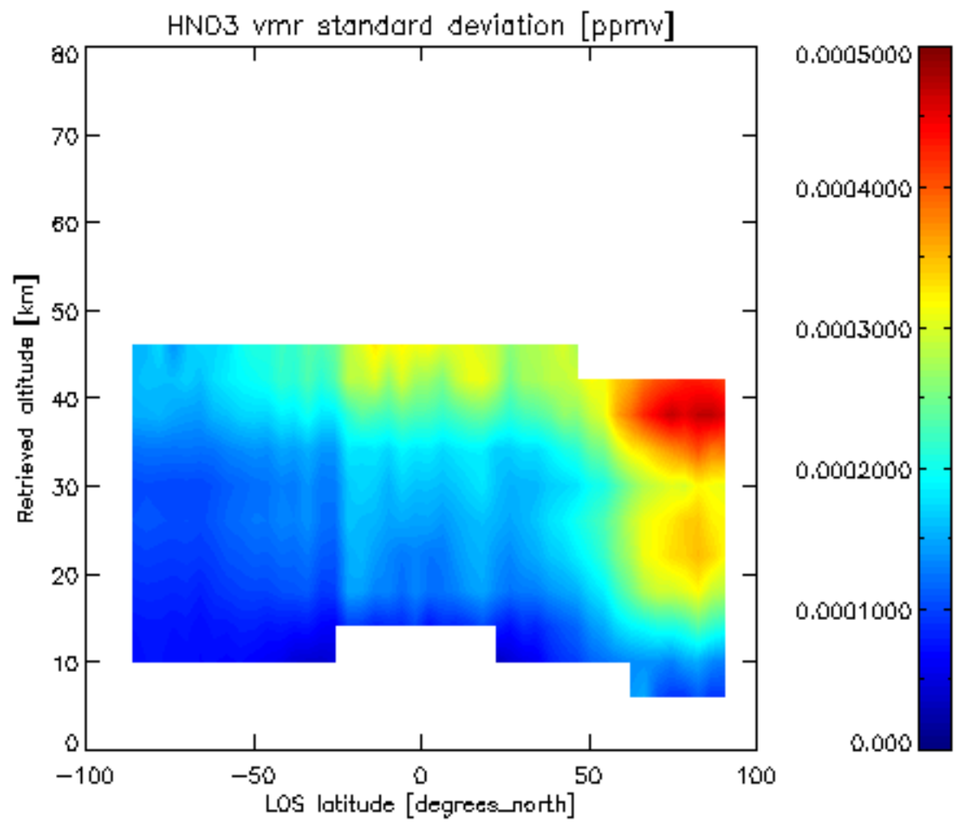
HNO3 vmr standard deviation [ppmv]
Retrieved altitude [km]
LOS latitude [degrees_north]
80
70
60
50
40
30
20
10
0
−100
−50
0
50
100
0.0005000
0.0004000
0.0003000
0.0002000
0.0001000
0.000

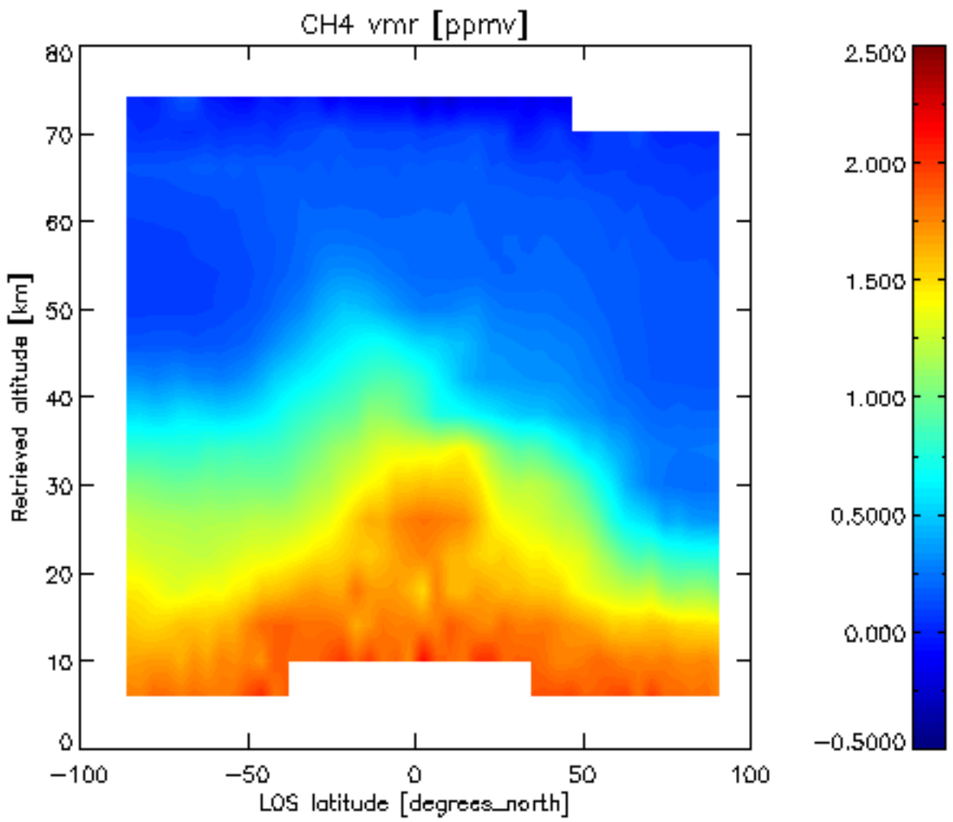
CH4 vmr [ppmv]
Retrieved altitude [km]
LOS latitude [degrees_north]
80
70
60
50
40
30
20
10
0
−100
−50
0
50
100
2.500
2.000
1.500
1.000
0.5000
0.000
−0.5000

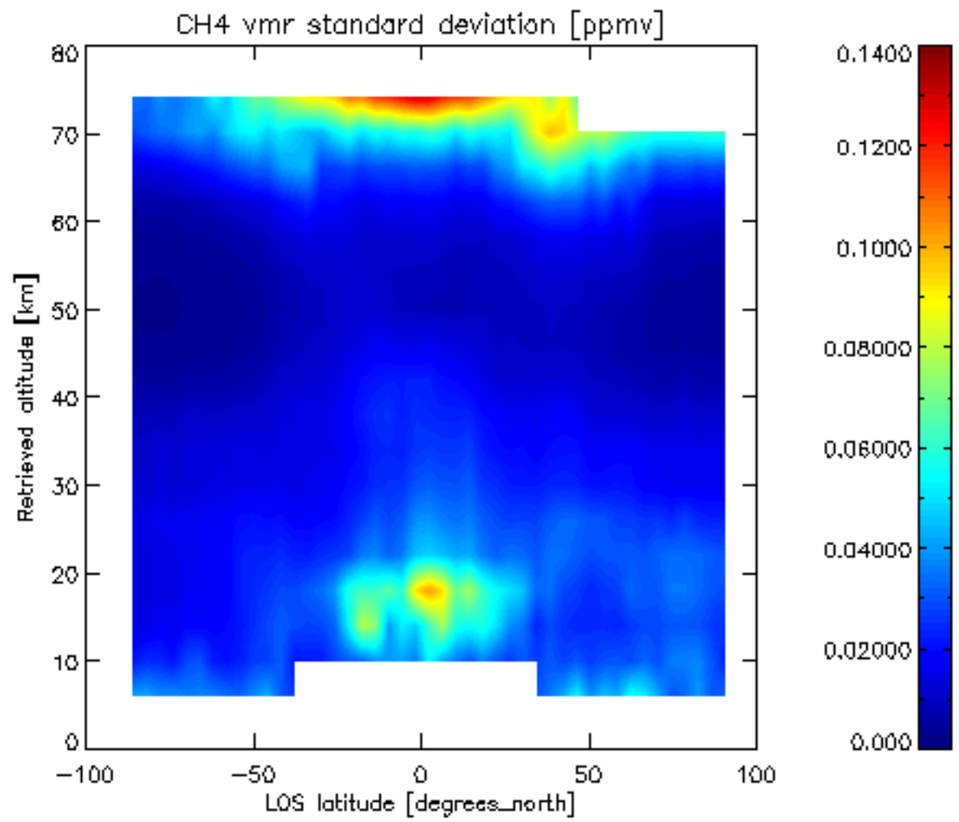
CH4 vmr standard deviation [ppmv]
Retrieved altitude [km]
LOS latitude [degrees_north]
80
70
60
50
40
30
20
10
0
−100
−50
0
50
100
0.1400
0.1200
0.1000
0.08000
0.06000
0.04000
0.02000
0.000

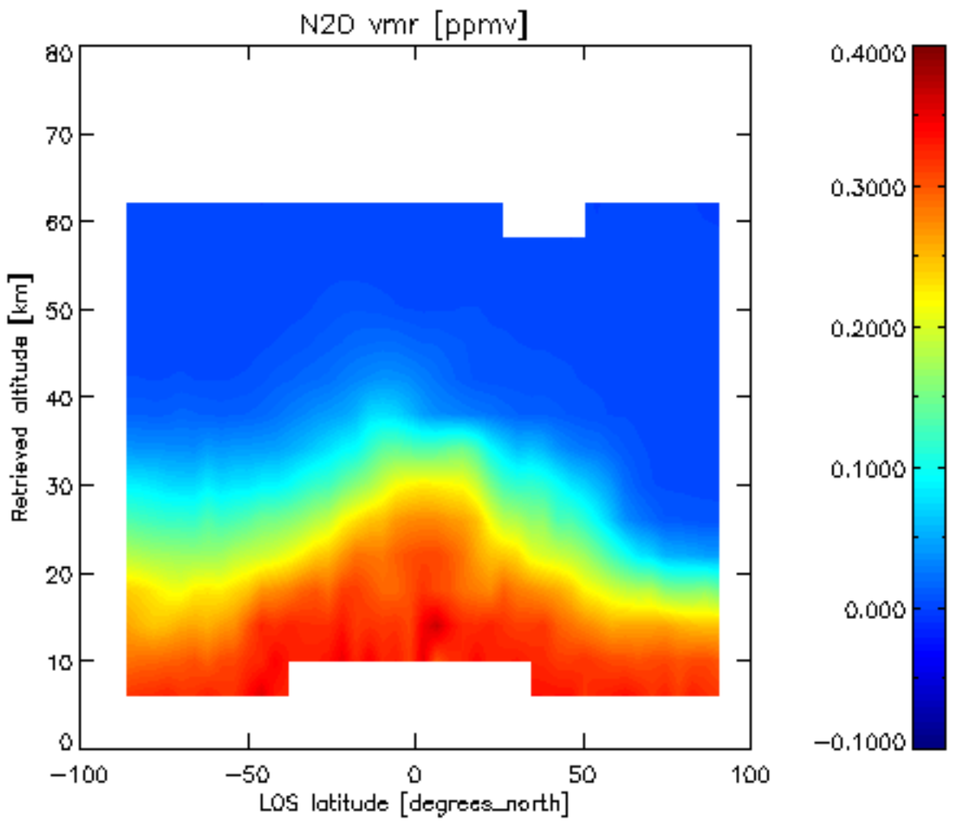
N2O vmr [ppmv]
Retrieved altitude [km]
LOS latitude [degrees_north]
80
70
60
50
40
30
20
10
0
−100
−50
0
50
100
0.4000
0.3000
0.2000
0.1000
0.000
−0.1000

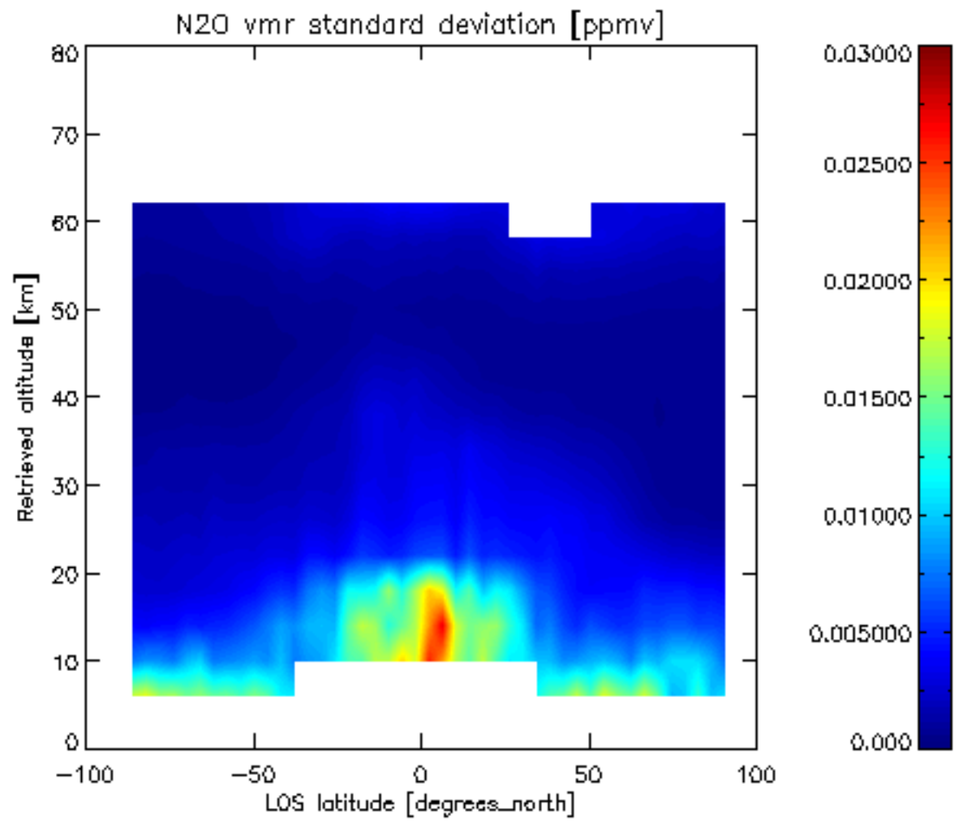
N2O vmr standard deviation [ppmv]
Retrieved altitude [km]
LOS latitude [degrees_north]
80
70
60
50
40
30
20
10
0
−100
−50
0
50
100
0.03000
0.02500
0.02000
0.01500
0.01000
0.005000
0.000

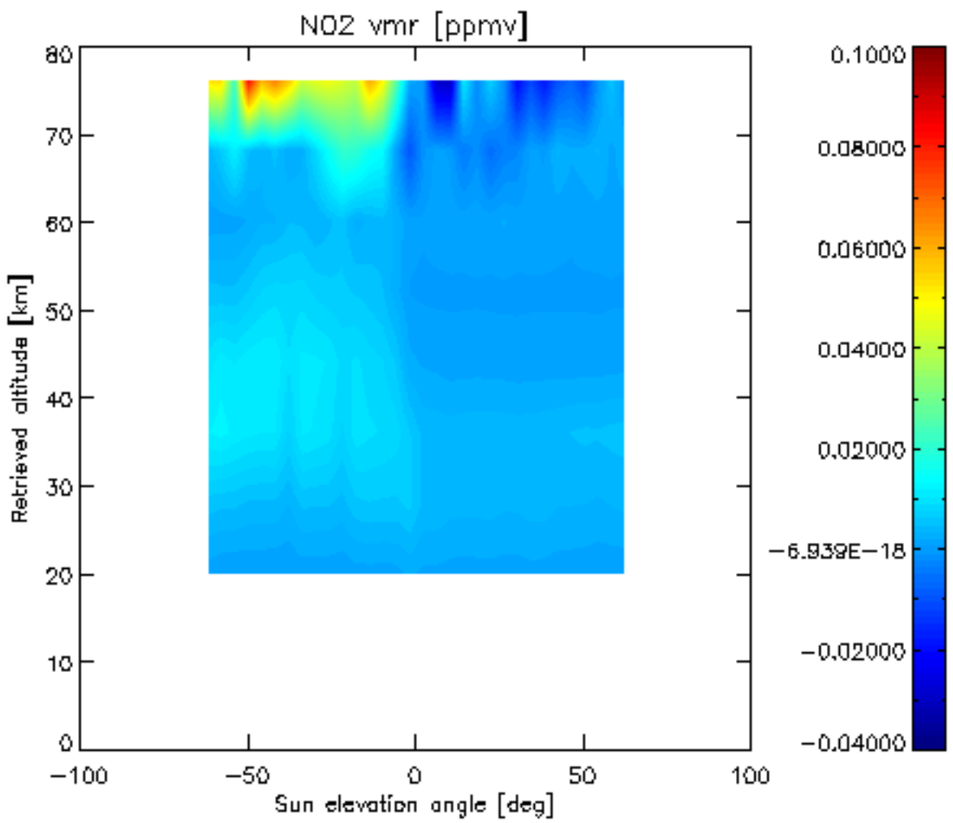
NO2 vmr [ppmv]
Retrieved altitude [km]
Sun elevation angle [deg]
80
70
60
50
40
30
20
10
0
−100
−50
0
50
100
0.1000
0.08000
0.06000
0.04000
0.02000
−6.939E−18
−0.02000
−0.04000

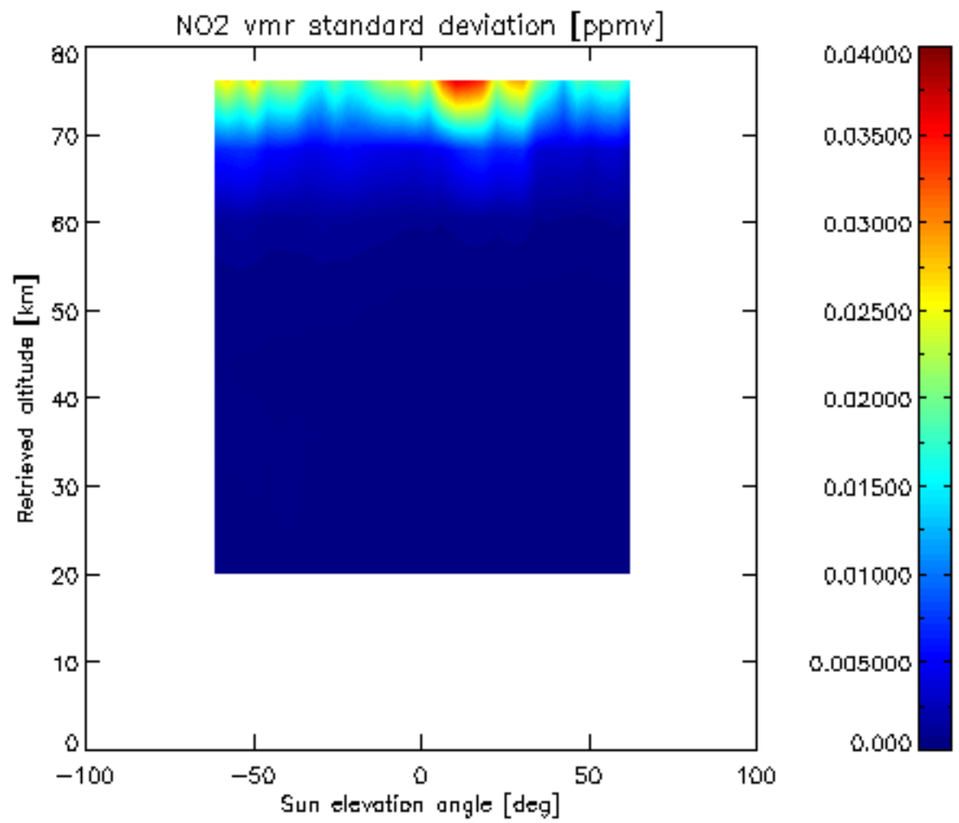
NO2 vmr standard deviation [ppmv]
Retrieved altitude [km]
Sun elevation angle [deg]
80
70
60
50
40
30
20
10
0
−100
−50
0
50
100
0.04000
0.03500
0.03000
0.02500
0.02000
0.01500
0.01000
0.005000
0.000

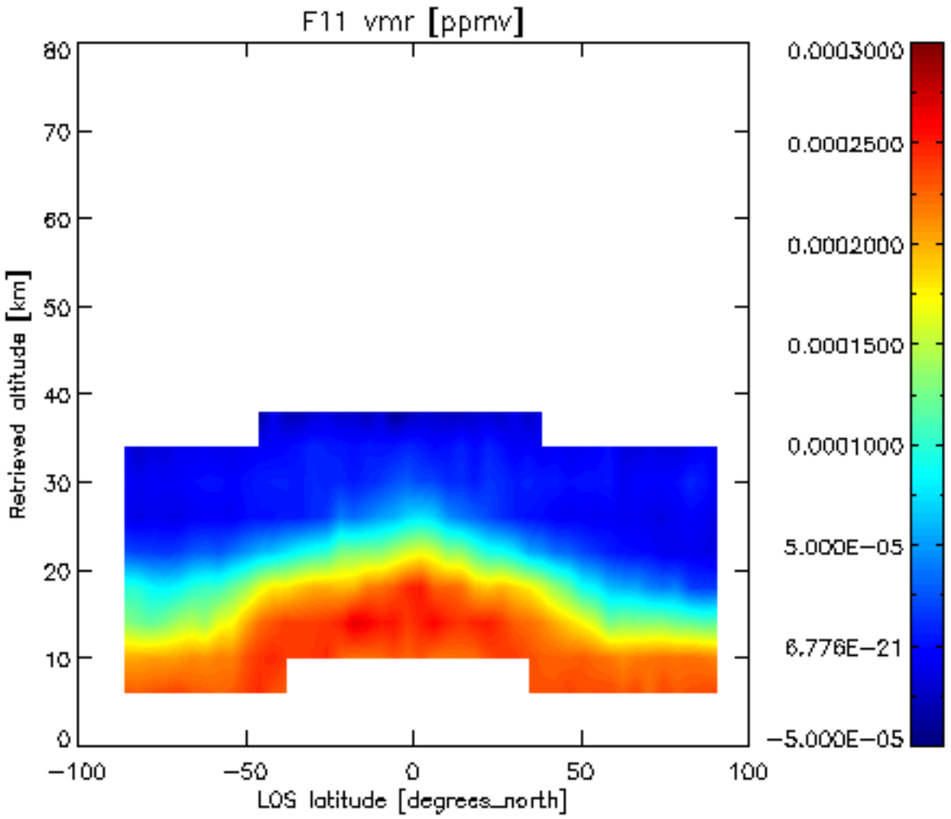
F11 vmr [ppmv]
Retrieved altitude [km]
LOS latitude [degrees_north]
0.0003000
0.0002500
0.0002000
0.0001500
0.0001000
5.000E−05
6.776E−21
−5.000E−05

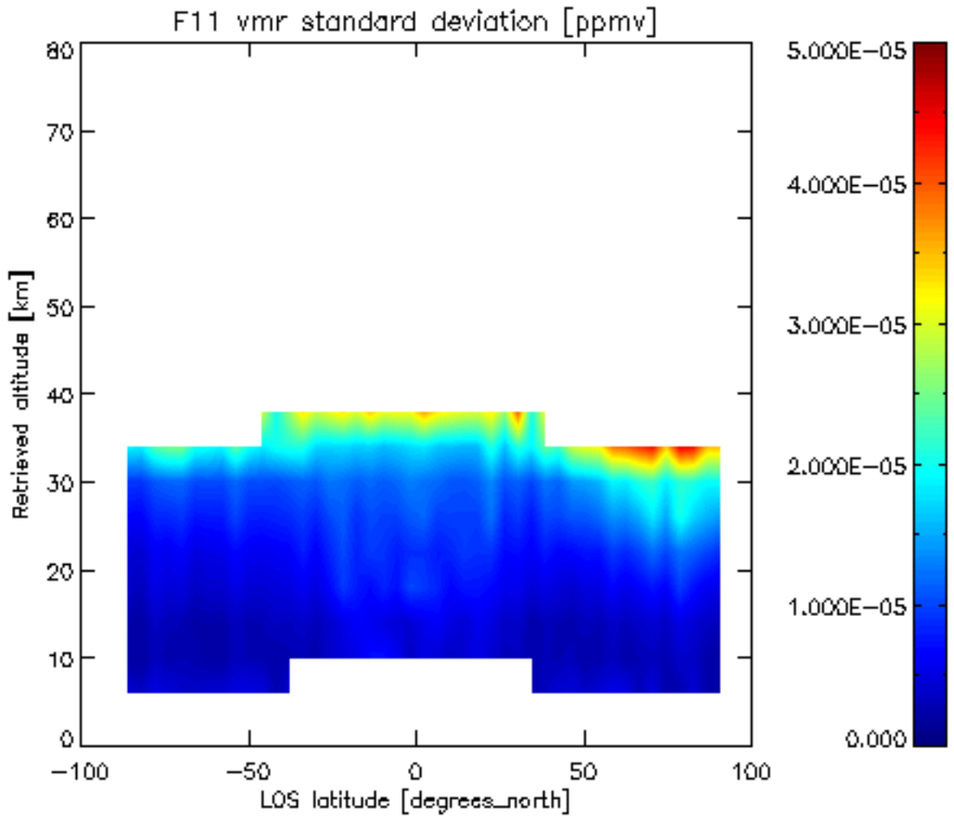
F11 vmr standard deviation [ppmv]
Retrieved altitude [km]
LOS latitude [degrees_north]
5.000E−05
4.000E−05
3.000E−05
2.000E−05
1.000E−05
0.000

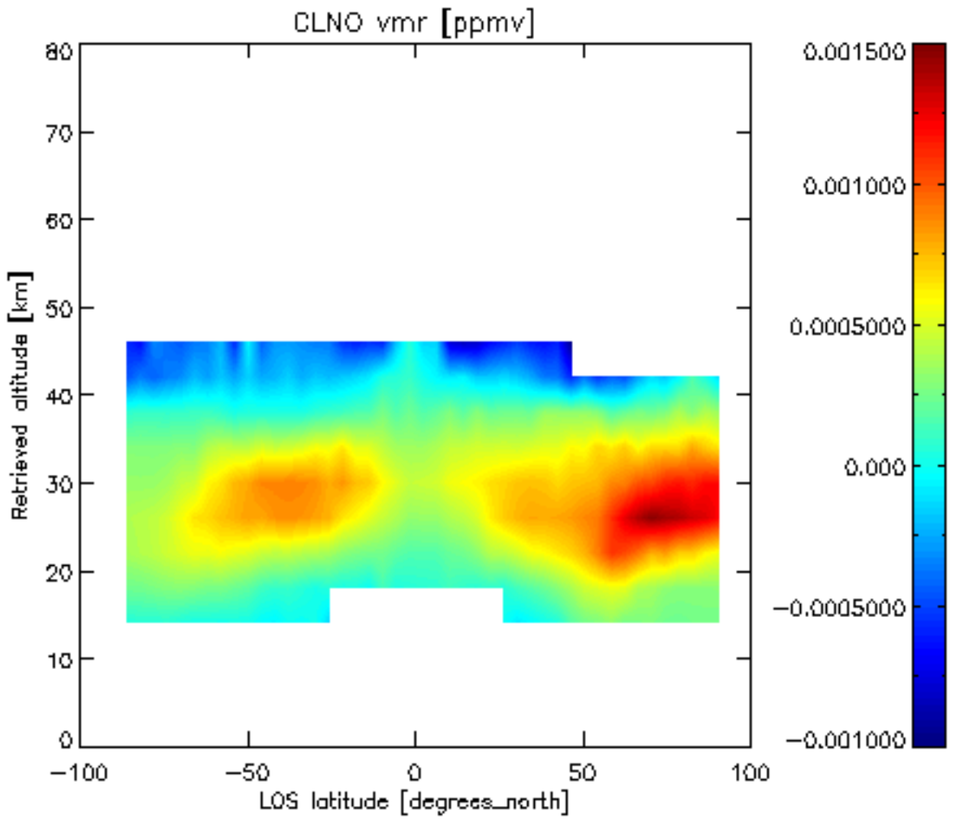
CLNO vmr [ppmv]
Retrieved altitude [km]
LOS latitude [degrees_north]
80
70
60
50
40
30
20
10
0
−100
−50
0
50
100
0.001500
0.001000
0.0005000
0.000
−0.0005000
−0.001000

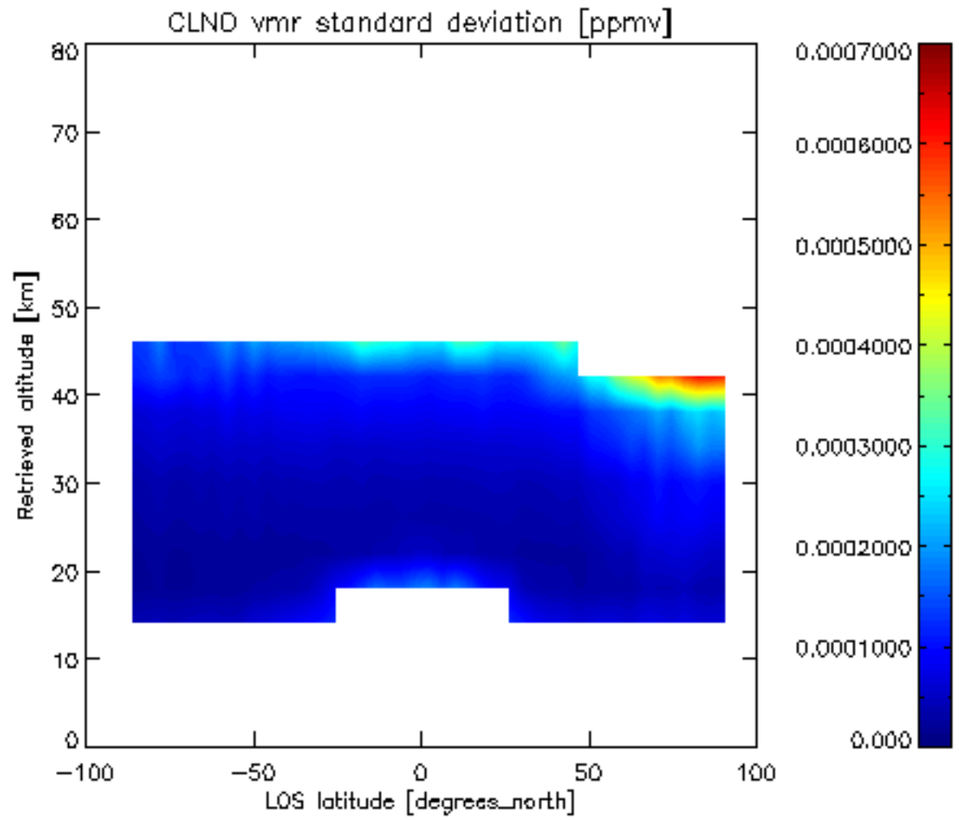
CLNO vmr standard deviation [ppmv]
Retrieved altitude [km]
LOS latitude [degrees_north]
80
70
60
50
40
30
20
10
0
−100
−50
0
50
100
0.0007000
0.0006000
0.0005000
0.0004000
0.0003000
0.0002000
0.0001000
0.000

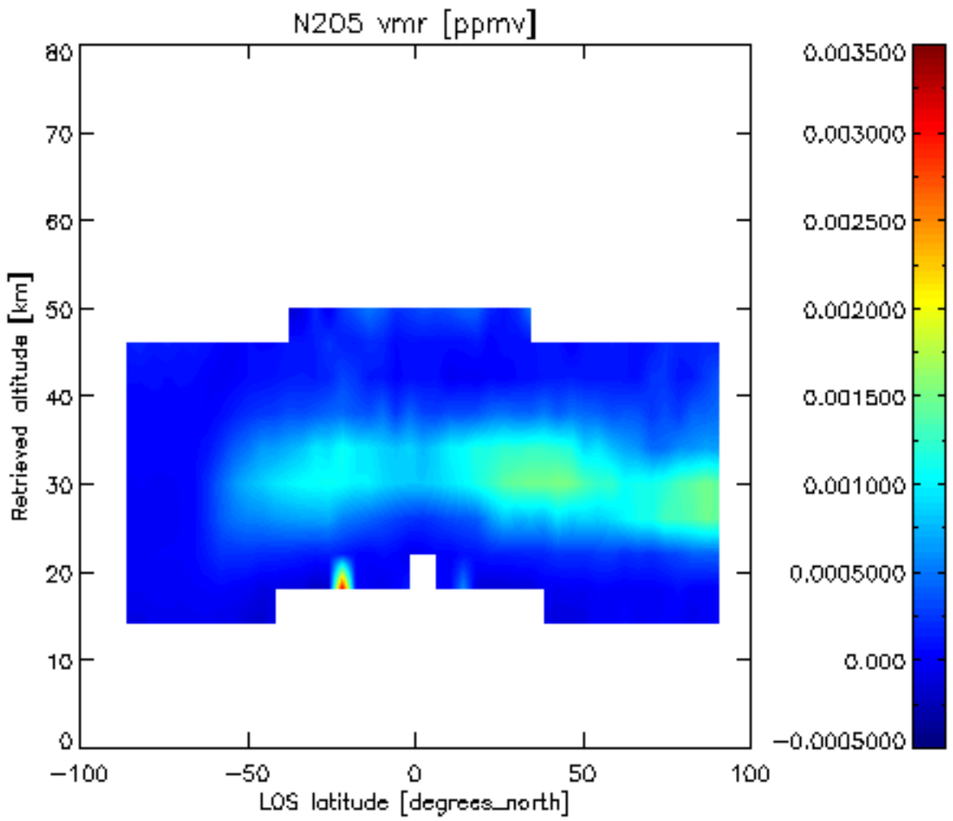
N2O5 vmr [ppmv]
Retrieved altitude [km]
LOS latitude [degrees_north]
0
10
20
30
40
50
60
70
80
−100
−50
0
50
100
0.003500
0.003000
0.002500
0.002000
0.001500
0.001000
0.0005000
0.000
−0.0005000

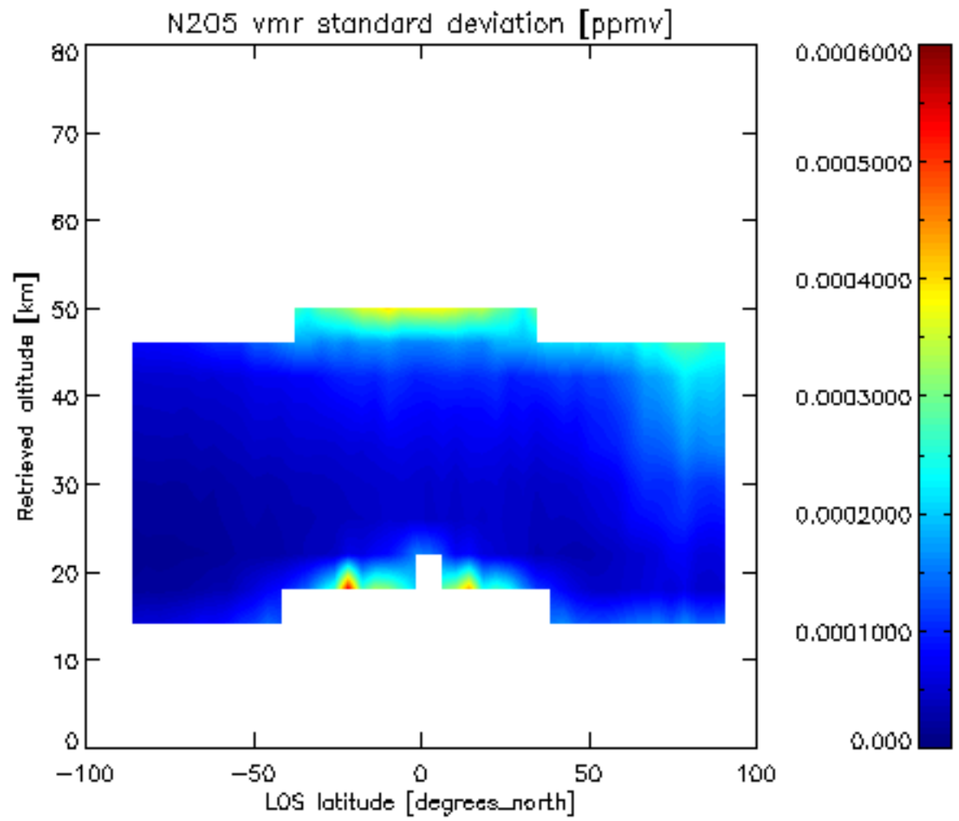
N2O5 vmr standard deviation [ppmv]
Retrieved altitude [km]
LOS latitude [degrees_north]
0
10
20
30
40
50
60
70
80
−100
−50
0
50
100
0.0006000
0.0005000
0.0004000
0.0003000
0.0002000
0.0001000
0.000

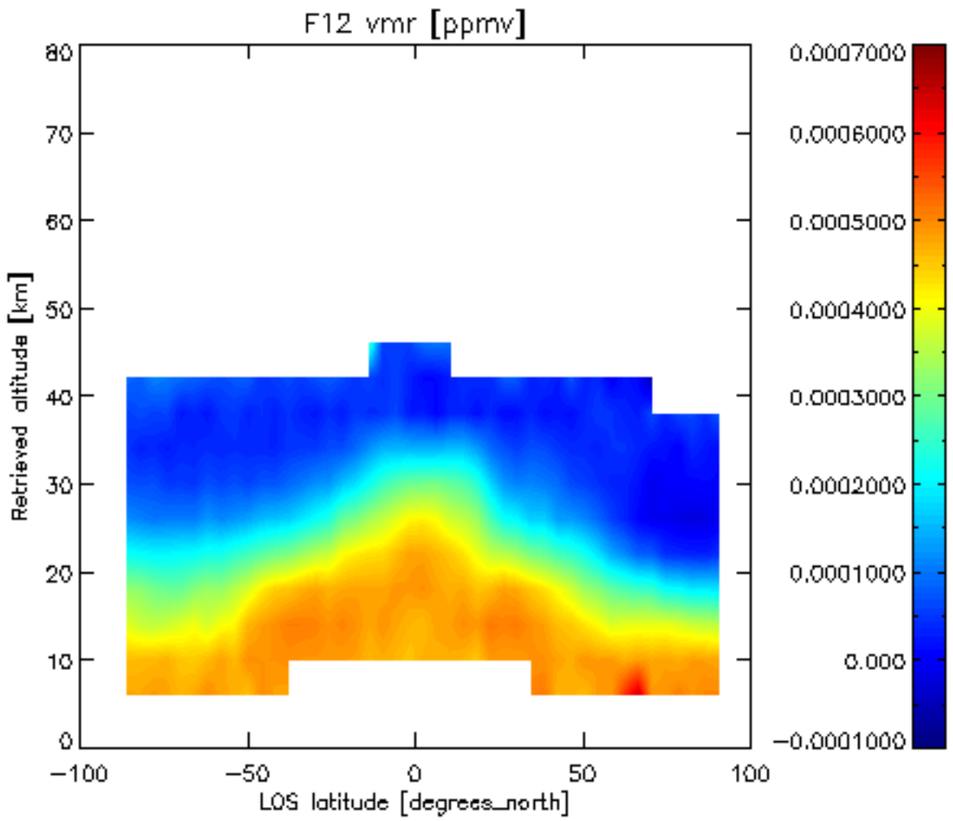
F12 vmr [ppmv]
Retrieved altitude [km]
LOS latitude [degrees_north]
80
70
60
50
40
30
20
10
0
−100
−50
0
50
100
0.0007000
0.0006000
0.0005000
0.0004000
0.0003000
0.0002000
0.0001000
0.000
−0.0001000

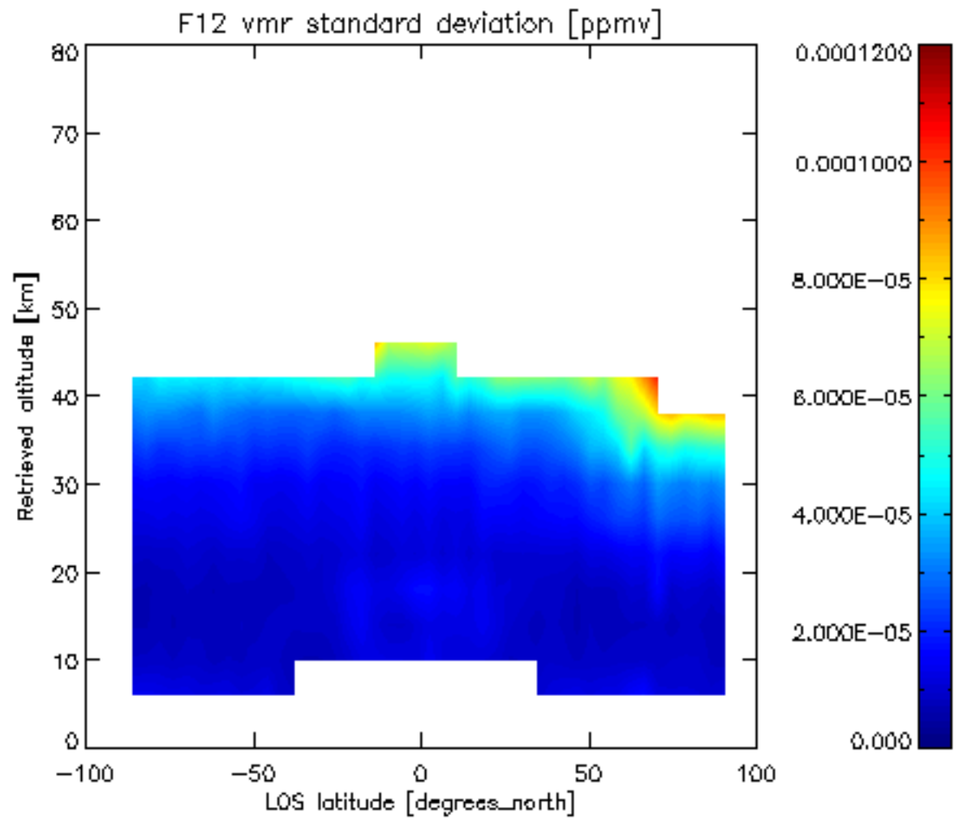
F12 vmr standard deviation [ppmv]
Retrieved altitude [km]
LOS latitude [degrees_north]
80
70
60
50
40
30
20
10
0
−100
−50
0
50
100
0.0001200
0.0001000
8.000E−05
6.000E−05
4.000E−05
2.000E−05
0.000

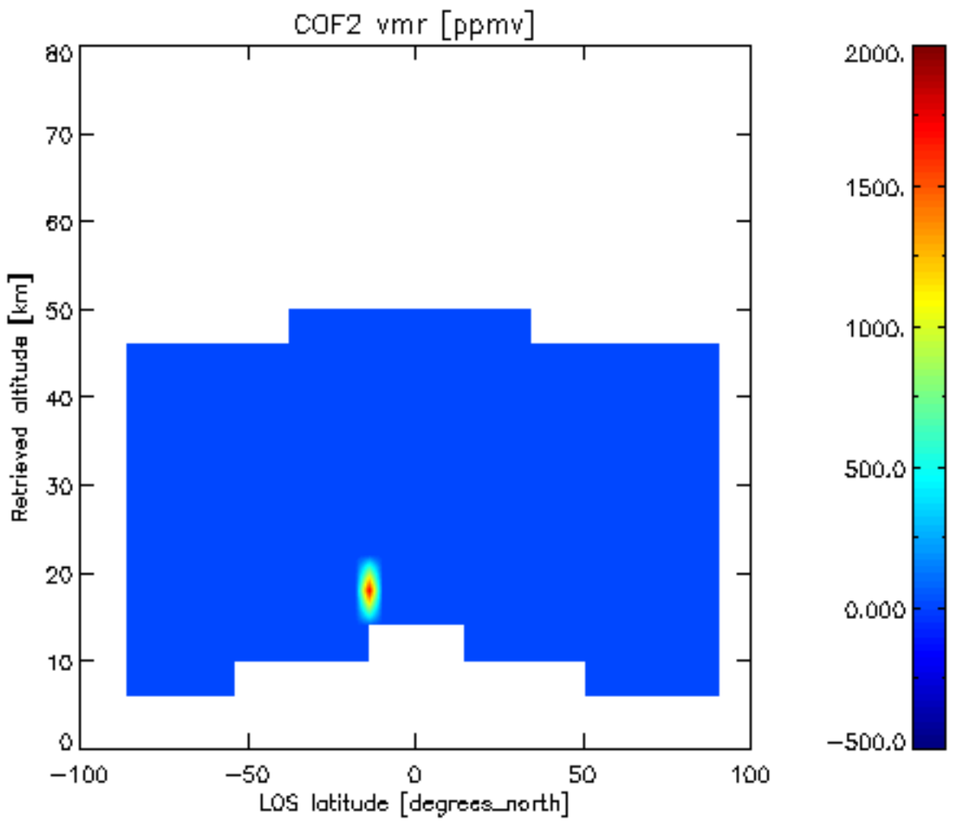
COF2 vmr [ppmv]
Retrieved altitude [km]
LOS latitude [degrees_north]
80
70
60
50
40
30
20
10
0
−100
−50
0
50
100
2000.
1500.
1000.
500.0
0.000
−500.0

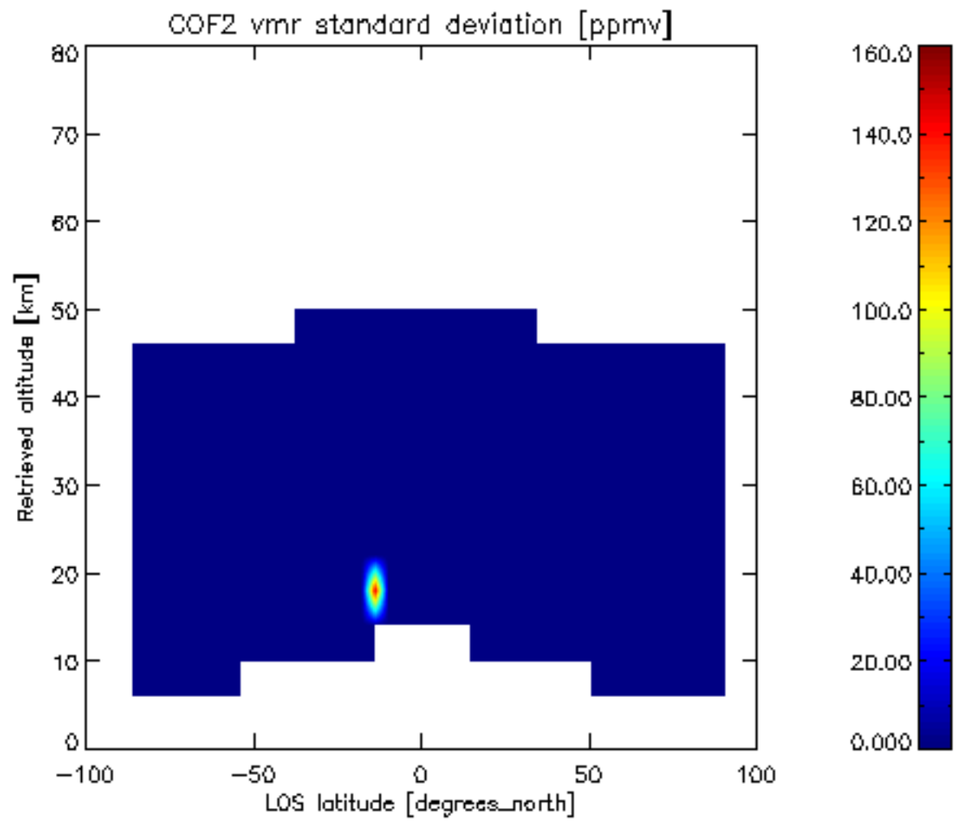
COF2 vmr standard deviation [ppmv]
Retrieved altitude [km]
LOS latitude [degrees_north]
80
70
60
50
40
30
20
10
0
−100
−50
0
50
100
160.0
140.0
120.0
100.0
80.00
60.00
40.00
20.00
0.000

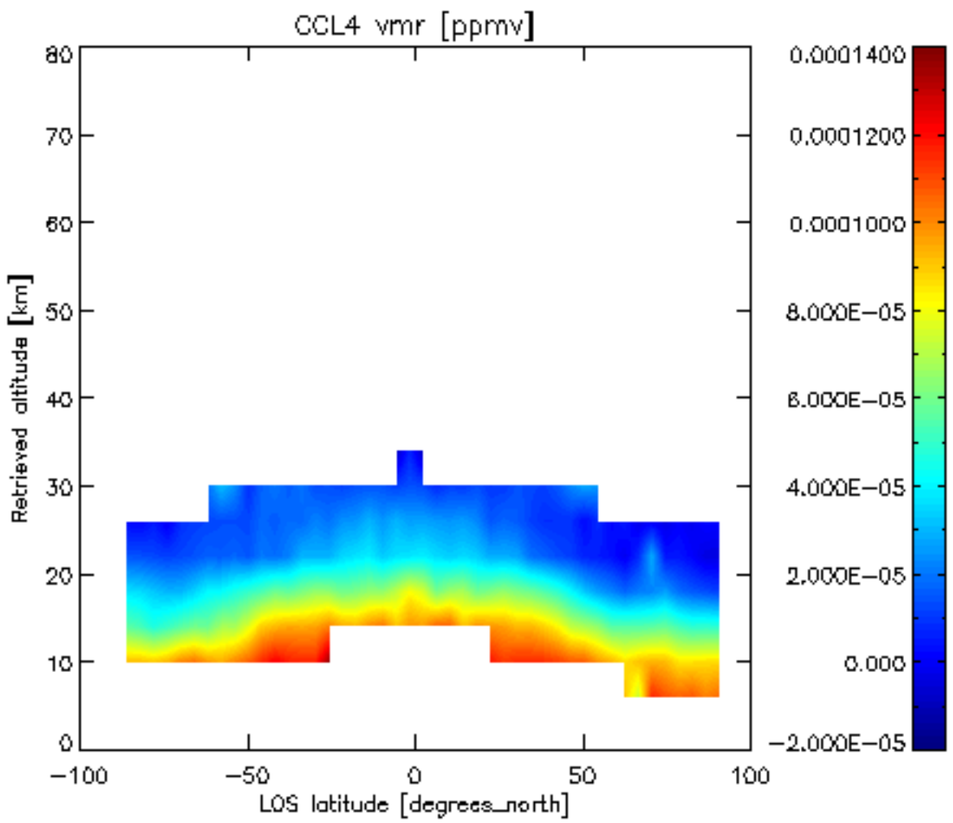
CCL4 vmr [ppmv]
Retrieved altitude [km]
LOS latitude [degrees_north]
0.0001400
0.0001200
0.0001000
8.000E−05
6.000E−05
4.000E−05
2.000E−05
0.000
−2.000E−05

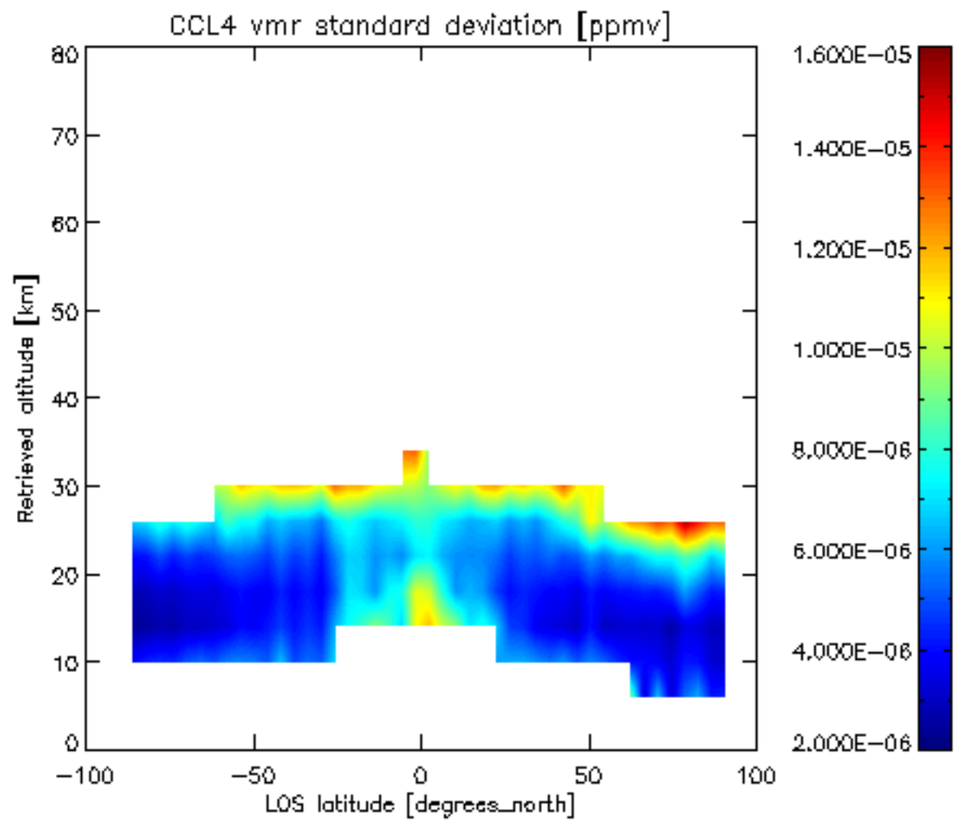
CCL4 vmr standard deviation [ppmv]
Retrieved altitude [km]
LOS latitude [degrees_north]
1.600E−05
1.400E−05
1.200E−05
1.000E−05
8.000E−06
6.000E−06
4.000E−06
2.000E−06

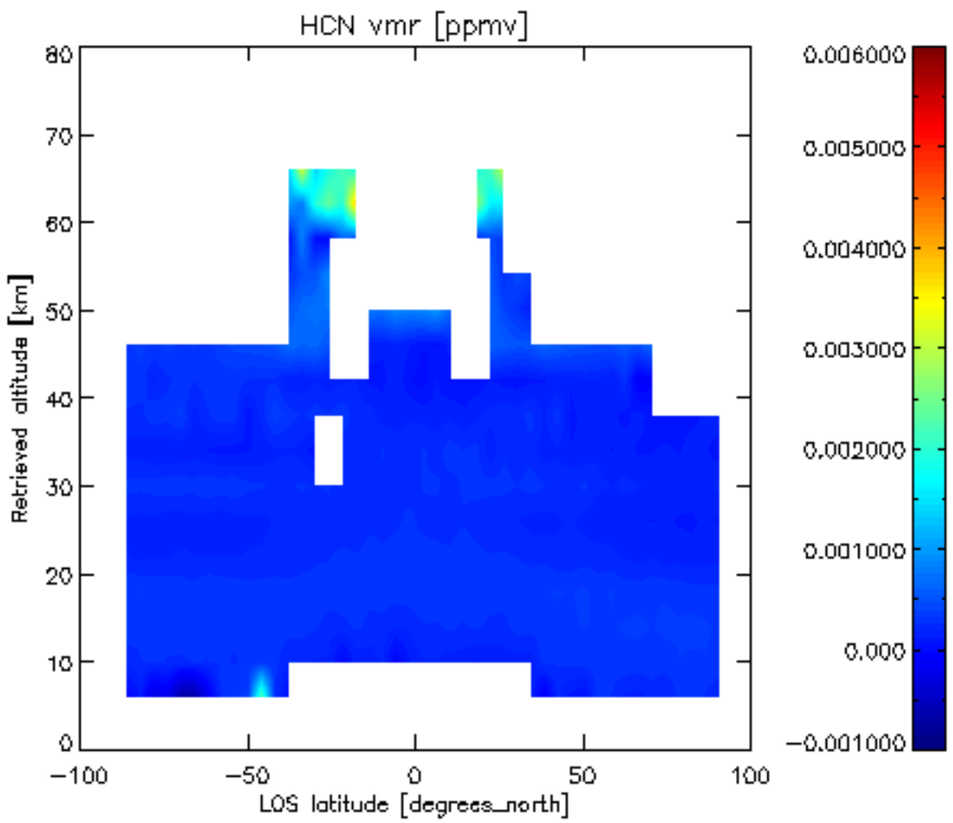
HCN vmr [ppmv]
Retrieved altitude [km]
LOS latitude [degrees_north]
0.006000
0.005000
0.004000
0.003000
0.002000
0.001000
0.000
−0.001000

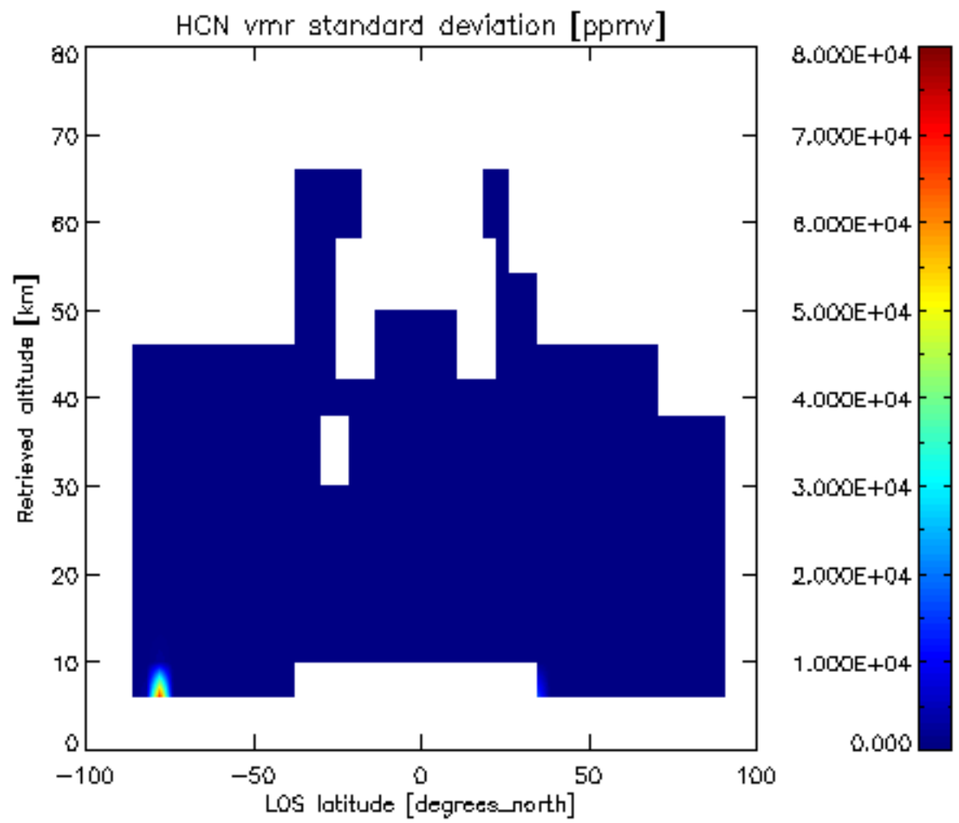
HCN vmr standard deviation [ppmv]
Retrieved altitude [km]
LOS latitude [degrees_north]
8.000E+04
7.000E+04
6.000E+04
5.000E+04
4.000E+04
3.000E+04
2.000E+04
1.000E+04
0.000

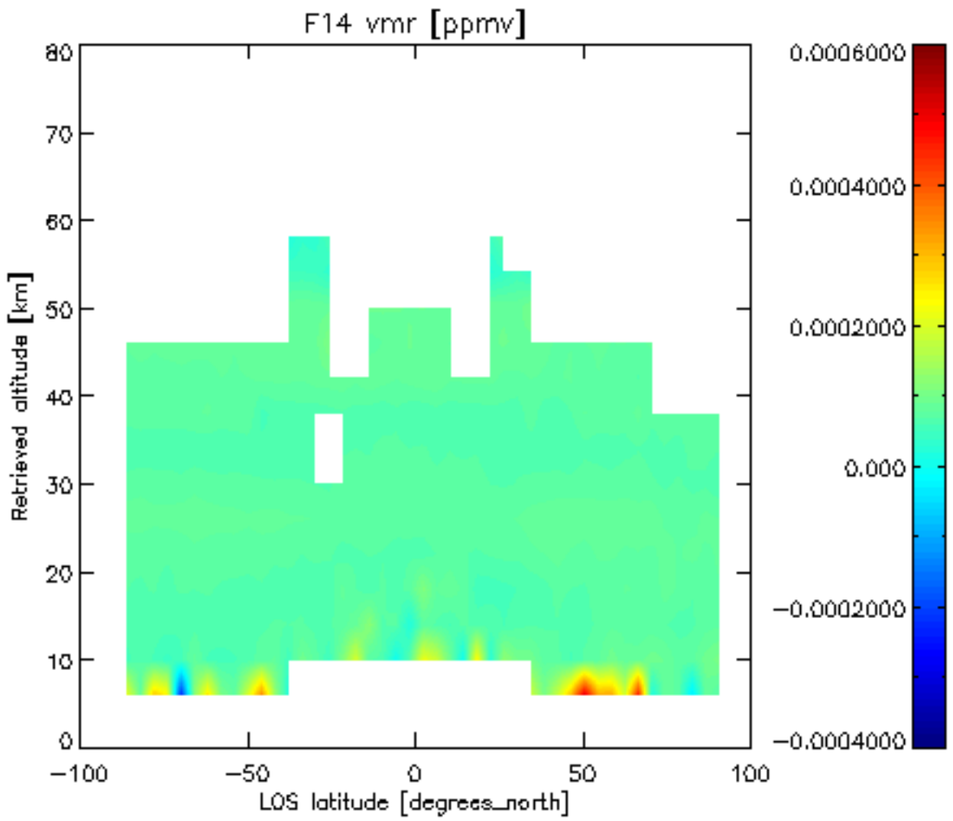
F14 vmr [ppmv]
Retrieved altitude [km]
LOS latitude [degrees_north]
0
10
20
30
40
50
60
70
80
−100
−50
0
50
100
0.0006000
0.0004000
0.0002000
0.000
−0.0002000
−0.0004000

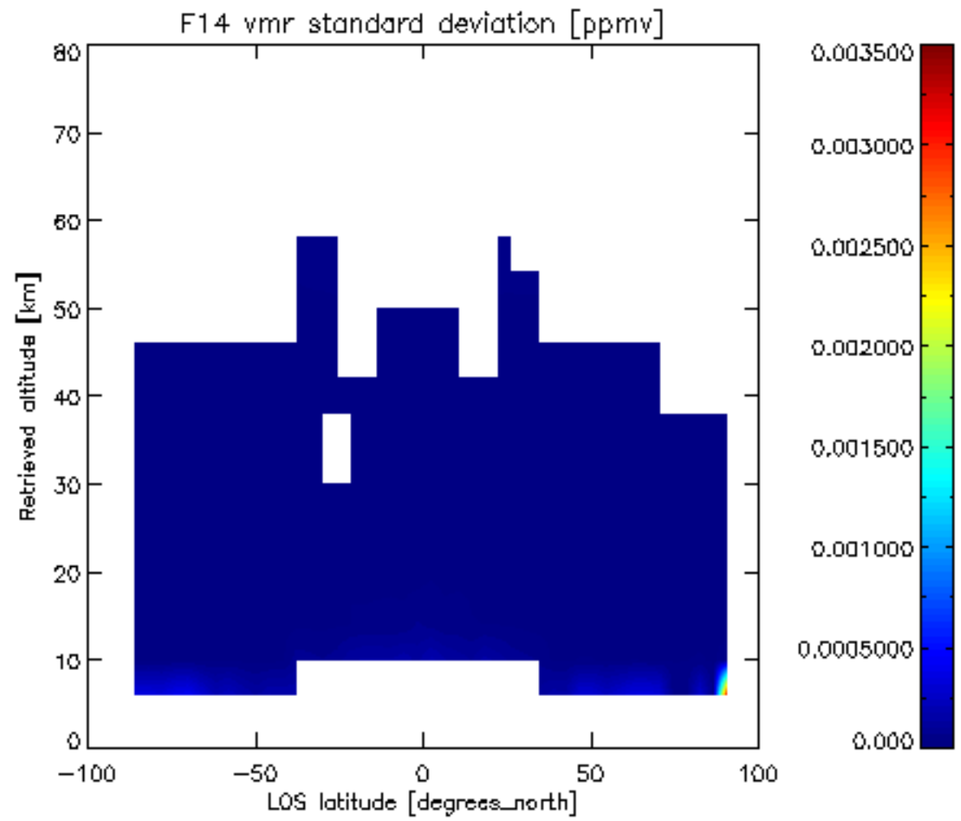
F14 vmr standard deviation [ppmv]
Retrieved altitude [km]
LOS latitude [degrees_north]
0
10
20
30
40
50
60
70
80
−100
−50
0
50
100
0.003500
0.003000
0.002500
0.002000
0.001500
0.001000
0.0005000
0.000

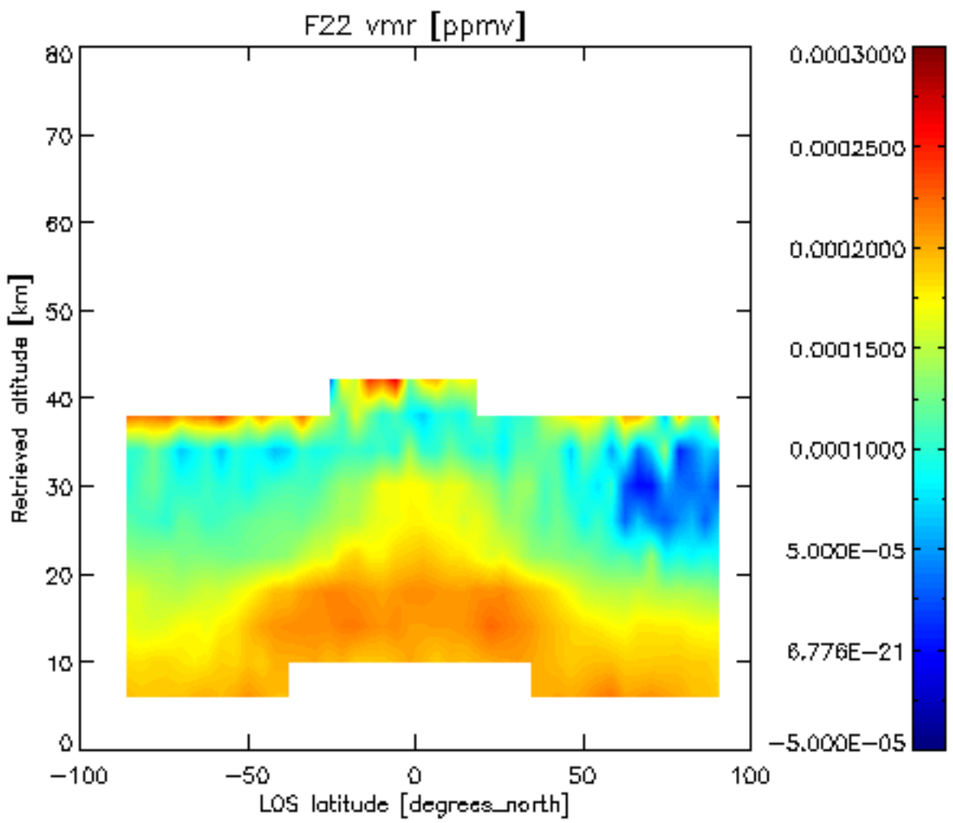
F22 vmr [ppmv]
Retrieved altitude [km]
LOS latitude [degrees_north]
0.0003000
0.0002500
0.0002000
0.0001500
0.0001000
5.000E−05
6.776E−21
−5.000E−05

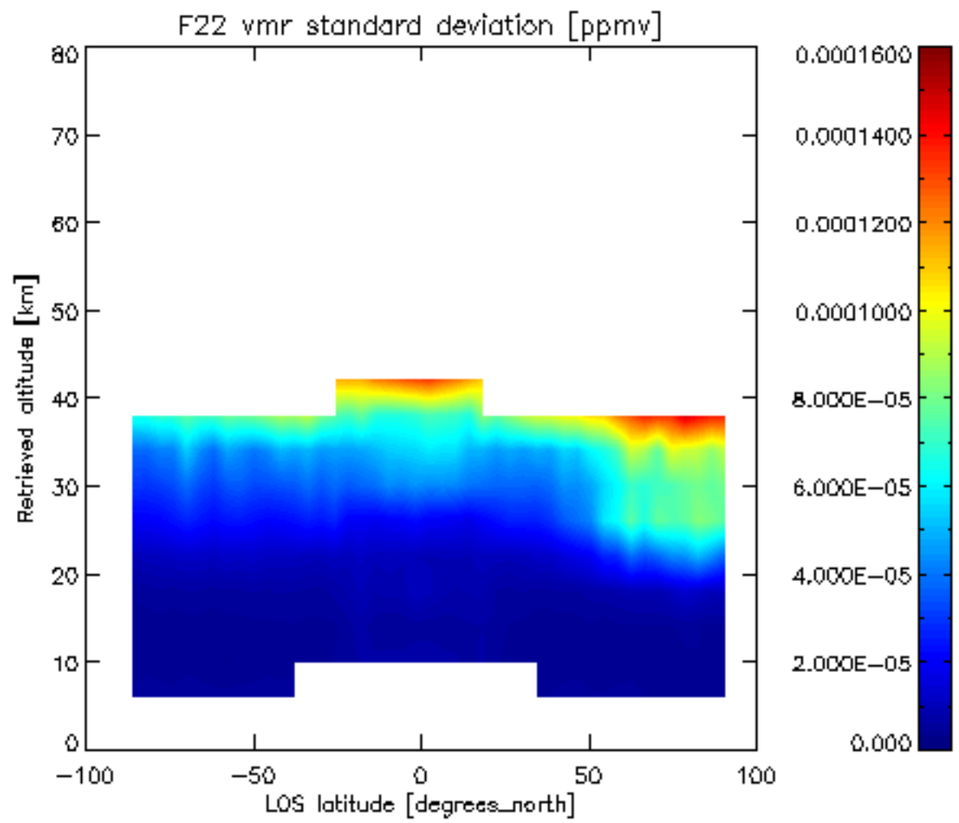
F22 vmr standard deviation [ppmv]
Retrieved altitude [km]
LOS latitude [degrees_north]
0.0001600
0.0001400
0.0001200
0.0001000
8.000E−05
6.000E−05
4.000E−05
2.000E−05
0.000

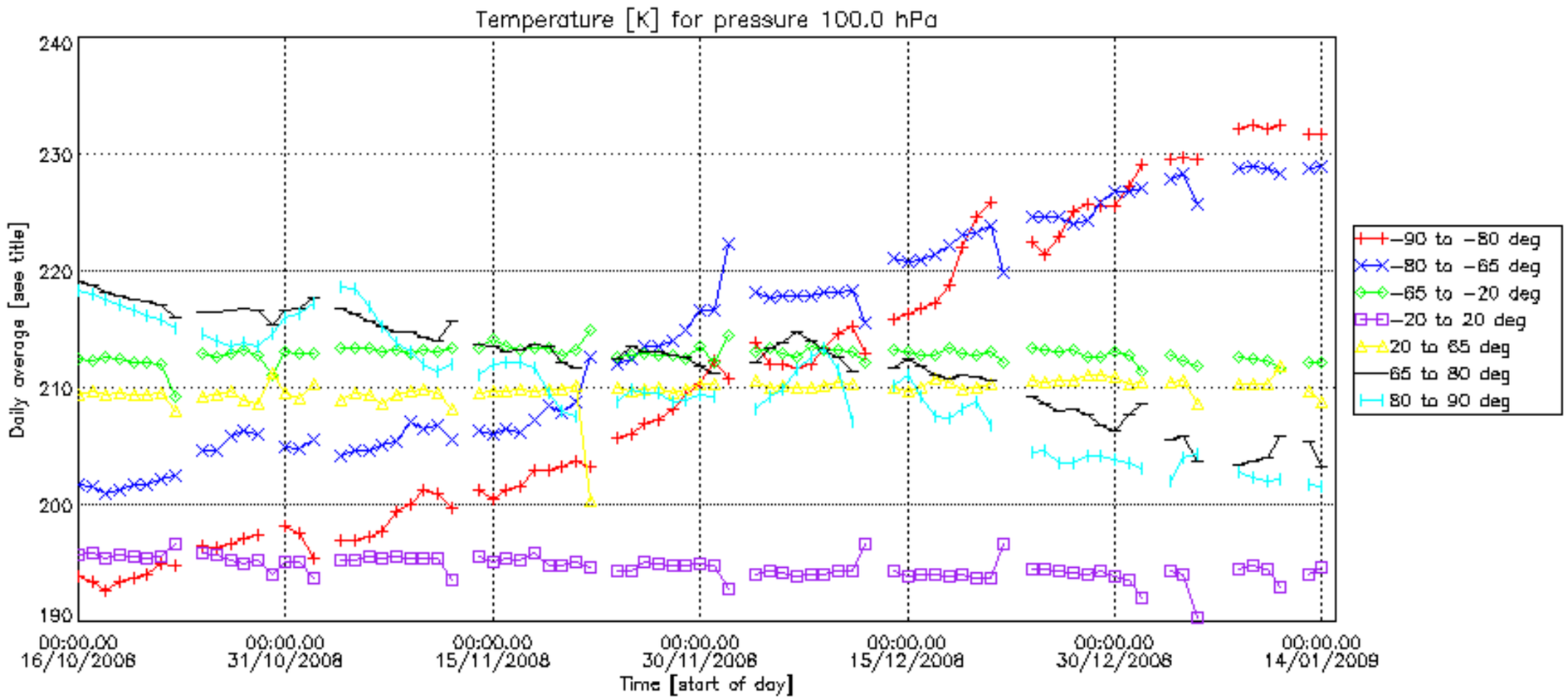
Temperature [K] for pressure 100.0 hPa
Daily average [see title]
240
230
220
210
200
190
00:00.00 16/10/2008
00:00.00 31/10/2008
00:00.00 15/11/2008
00:00.00 30/11/2008
00:00.00 15/12/2008
00:00.00 30/12/2008
00:00.00 14/01/2009
Time [start of day]
-90 to -80 deg
-80 to -65 deg
-65 to -20 deg
-20 to 20 deg
20 to 65 deg
65 to 80 deg
80 to 90 deg

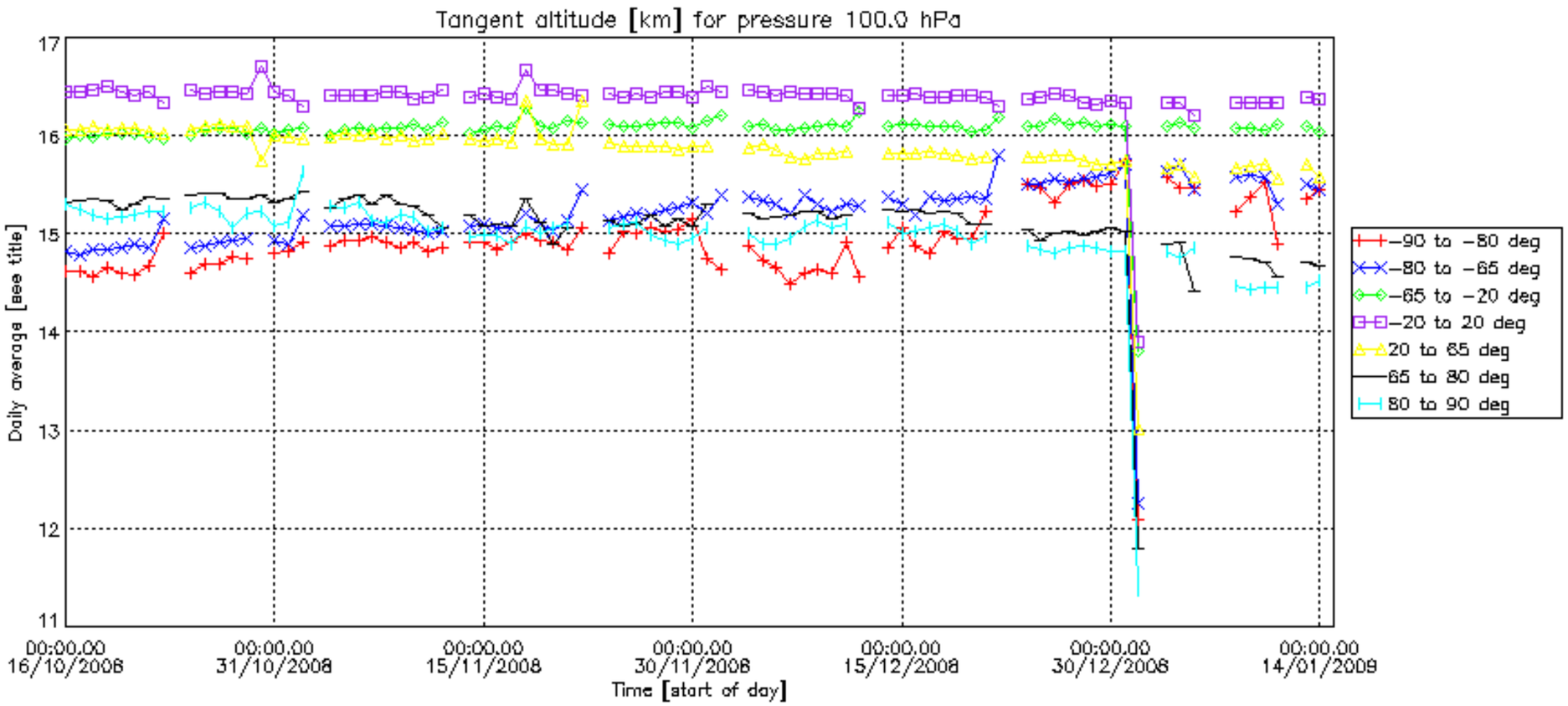
Tangent altitude [km] for pressure 100.0 hPa
Daily average [see title]
17
16
15
14
13
12
11
00:00.00 16/10/2008
00:00.00 31/10/2008
00:00.00 15/11/2008
00:00.00 30/11/2008
00:00.00 15/12/2008
00:00.00 30/12/2008
00:00.00 14/01/2009
Time [start of day]
-90 to -80 deg
-80 to -65 deg
-65 to -20 deg
-20 to 20 deg
20 to 65 deg
65 to 80 deg
80 to 90 deg

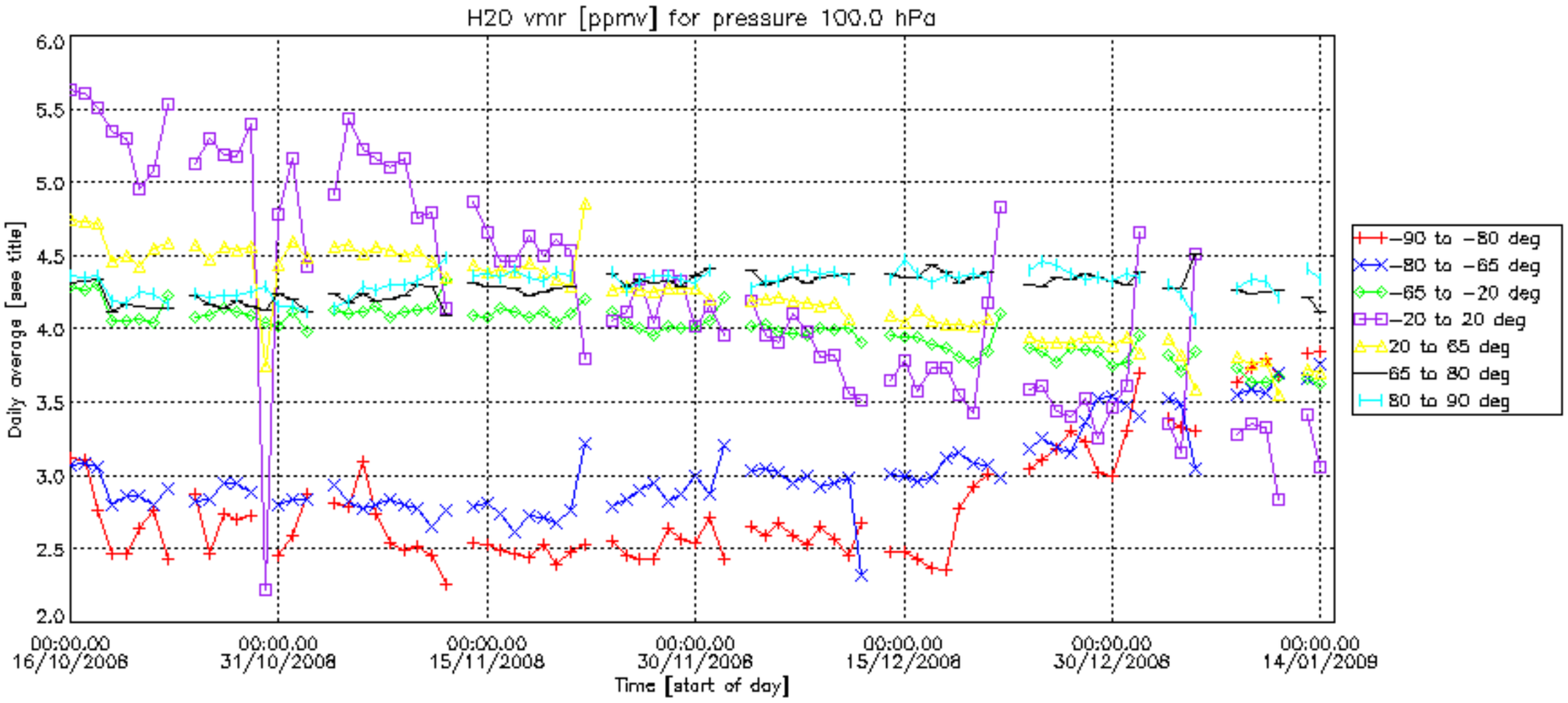
H2O vmr [ppmv] for pressure 100.0 hPa
Daily average [see title]
6.0
5.5
5.0
4.5
4.0
3.5
3.0
2.5
2.0
00:00.00 16/10/2008
00:00.00 31/10/2008
00:00.00 15/11/2008
00:00.00 30/11/2008
00:00.00 15/12/2008
00:00.00 30/12/2008
00:00.00 14/01/2009
Time [start of day]
-90 to -80 deg
-80 to -65 deg
-65 to -20 deg
-20 to 20 deg
20 to 65 deg
65 to 80 deg
80 to 90 deg

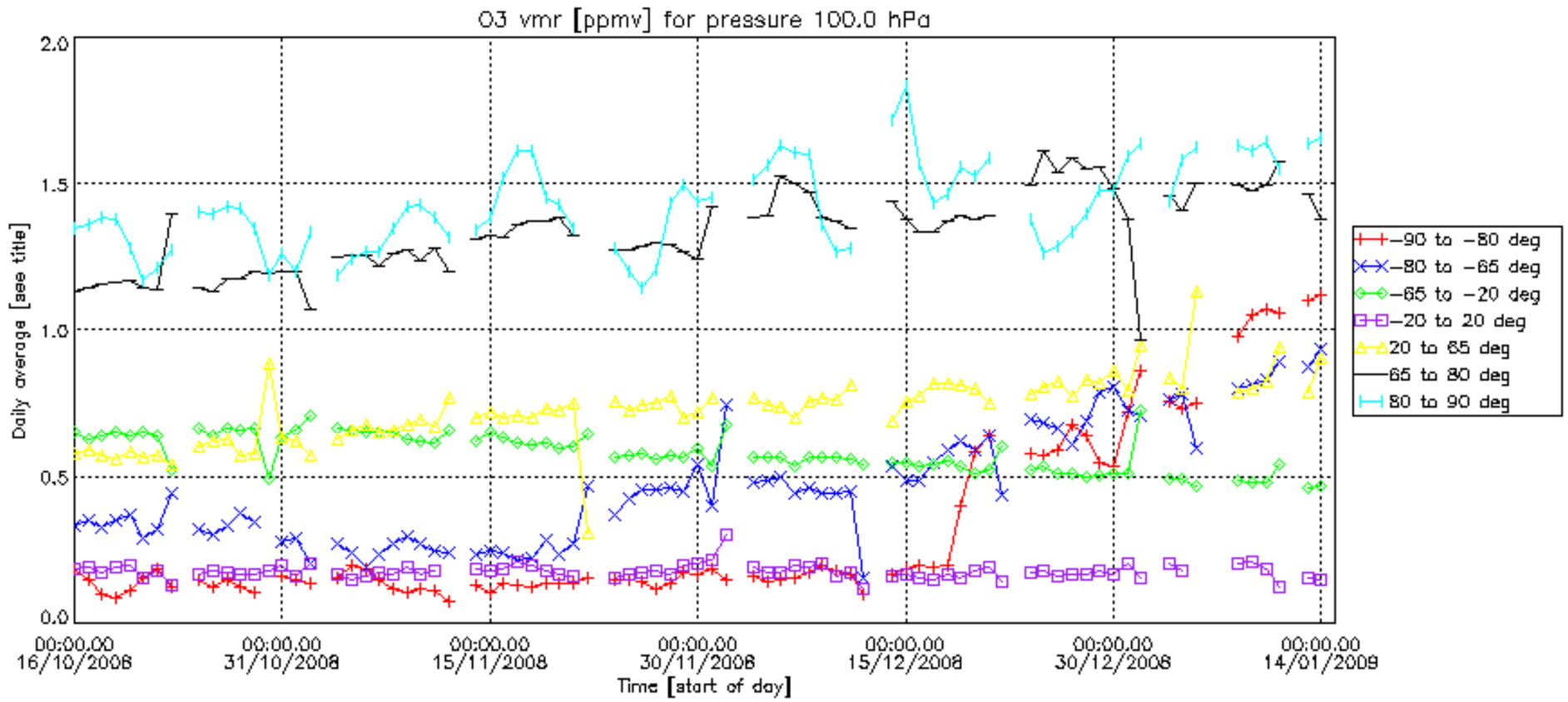
O3 vmr [ppmv] for pressure 100.0 hPa
Daily average [see title]
2.0
1.5
1.0
0.5
0.0
00:00.00 16/10/2008
00:00.00 31/10/2008
00:00.00 15/11/2008
00:00.00 30/11/2008
00:00.00 15/12/2008
00:00.00 30/12/2008
00:00.00 14/01/2009
Time [start of day]
-90 to -80 deg
-80 to -65 deg
-65 to -20 deg
-20 to 20 deg
20 to 65 deg
65 to 80 deg
80 to 90 deg

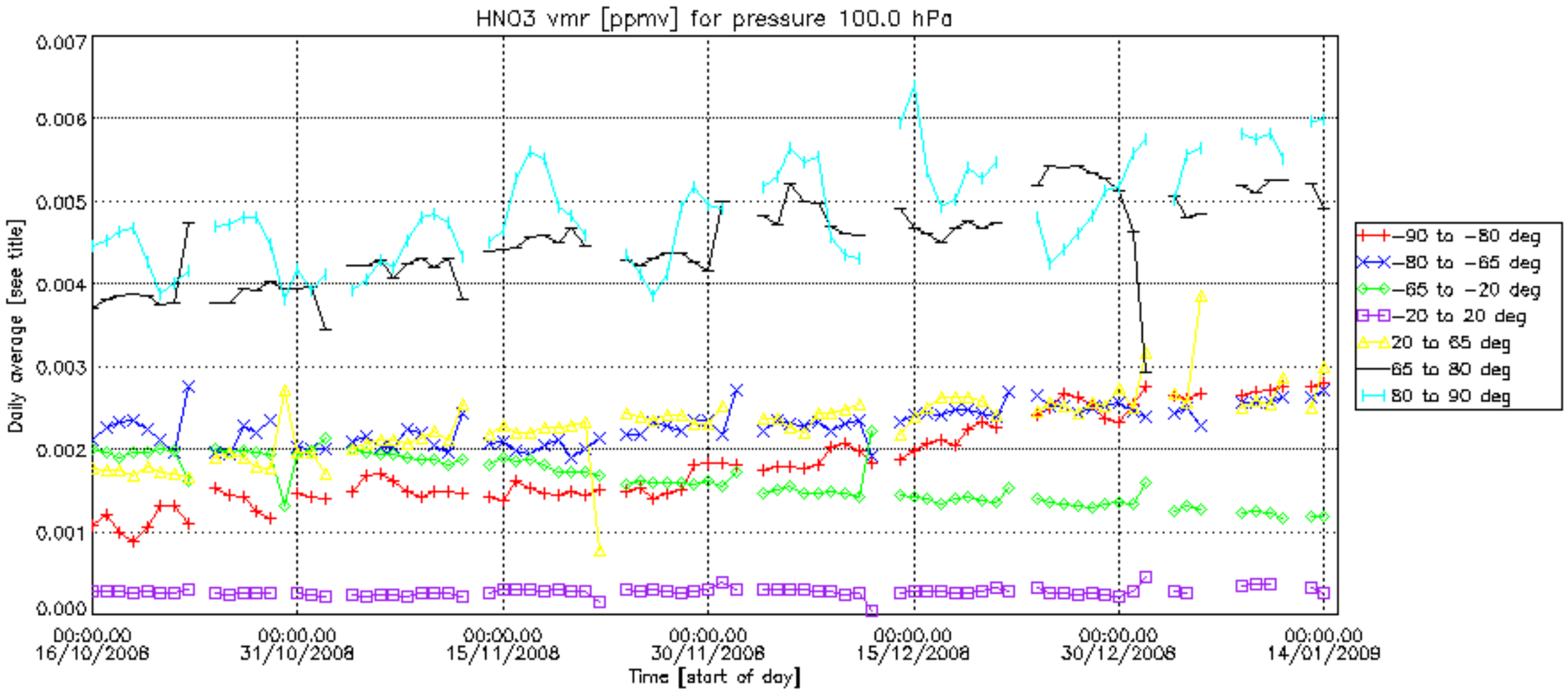
HNO3 vmr [ppmv] for pressure 100.0 hPa
Daily average [see title]
0.007
0.006
0.005
0.004
0.003
0.002
0.001
0.000
00:00.00 16/10/2008
00:00.00 31/10/2008
00:00.00 15/11/2008
00:00.00 30/11/2008
00:00.00 15/12/2008
00:00.00 30/12/2008
00:00.00 14/01/2009
Time [start of day]
-90 to -80 deg
-80 to -65 deg
-65 to -20 deg
-20 to 20 deg
20 to 65 deg
65 to 80 deg
80 to 90 deg

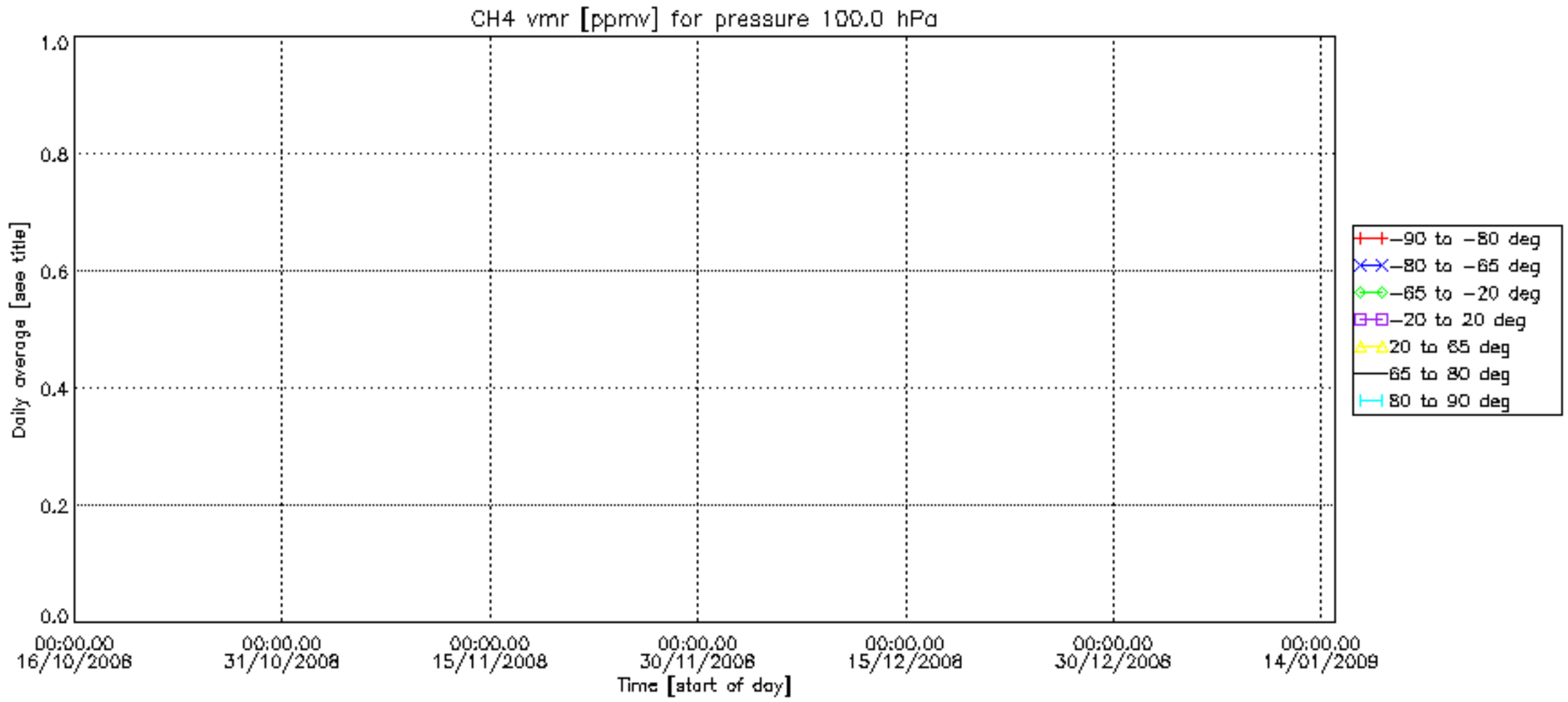
CH4 vmr [ppmv] for pressure 100.0 hPa
Daily average [see title]
1.0
0.8
0.6
0.4
0.2
0.0
00:00.00 16/10/2008
00:00.00 31/10/2008
00:00.00 15/11/2008
00:00.00 30/11/2008
00:00.00 15/12/2008
00:00.00 30/12/2008
00:00.00 14/01/2009
Time [start of day]
−90 to −80 deg
−80 to −65 deg
−65 to −20 deg
−20 to 20 deg
20 to 65 deg
65 to 80 deg
80 to 90 deg

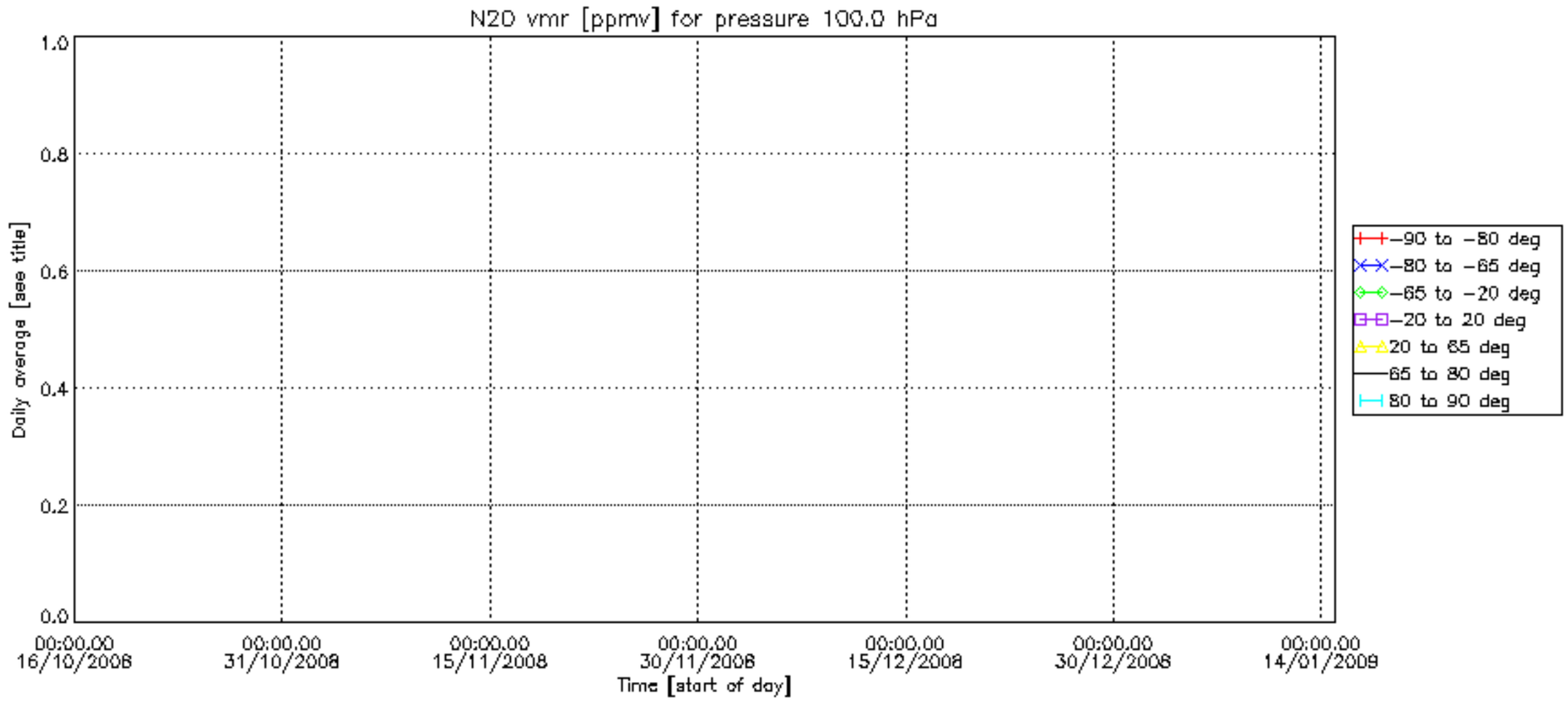
N2O vmr [ppmv] for pressure 100.0 hPa
Daily average [see title]
1.0
0.8
0.6
0.4
0.2
0.0
00:00.00 16/10/2008
00:00.00 31/10/2008
00:00.00 15/11/2008
00:00.00 30/11/2008
00:00.00 15/12/2008
00:00.00 30/12/2008
00:00.00 14/01/2009
Time [start of day]
−90 to −80 deg
−80 to −65 deg
−65 to −20 deg
−20 to 20 deg
20 to 65 deg
65 to 80 deg
80 to 90 deg

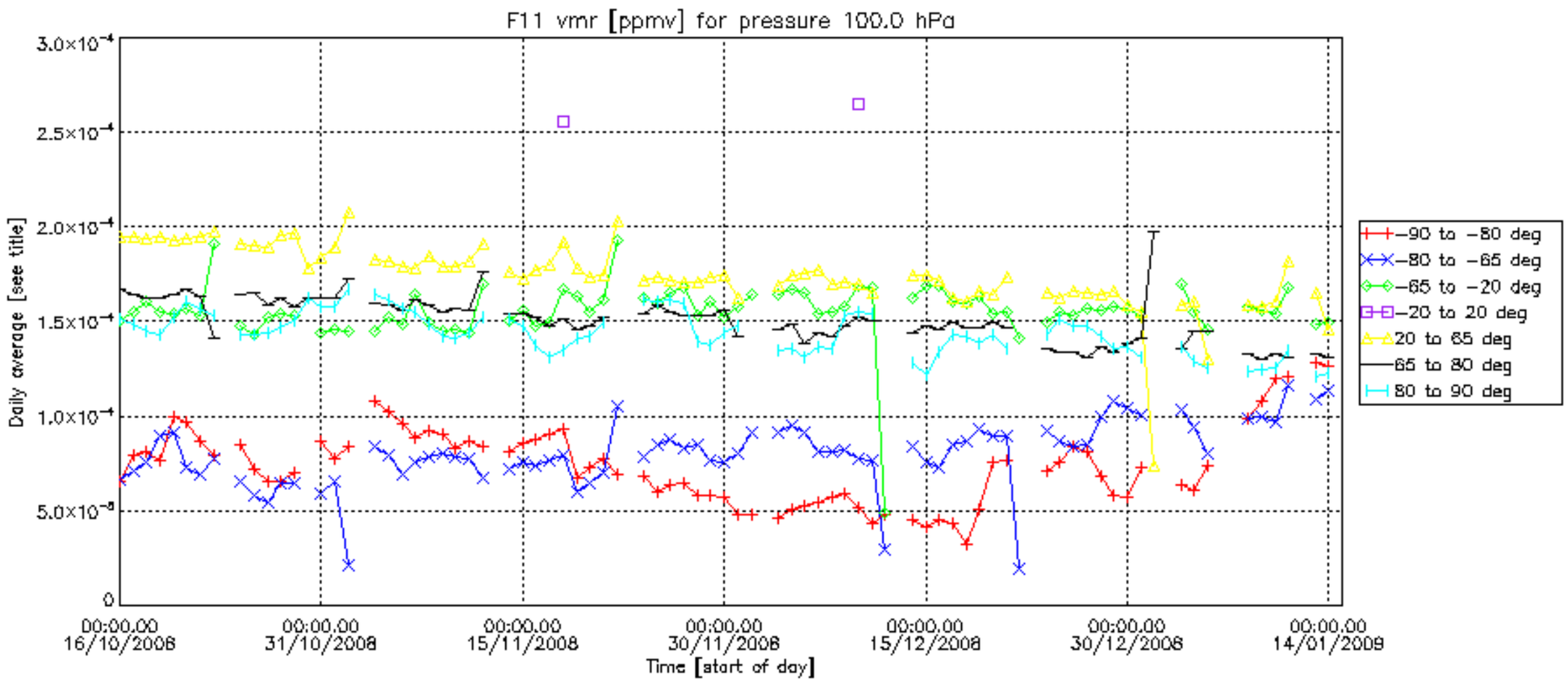
F11 vmr [ppmv] for pressure 100.0 hPa
3.0×10⁻⁴
2.5×10⁻⁴
2.0×10⁻⁴
1.5×10⁻⁴
1.0×10⁻⁴
5.0×10⁻⁵
0
Daily average [see title]
00:00.00 16/10/2008
00:00.00 31/10/2008
00:00.00 15/11/2008
00:00.00 30/11/2008
00:00.00 15/12/2008
00:00.00 30/12/2008
00:00.00 14/01/2009
Time [start of day]
−90 to −80 deg
−80 to −65 deg
−65 to −20 deg
−20 to 20 deg
20 to 65 deg
65 to 80 deg
80 to 90 deg

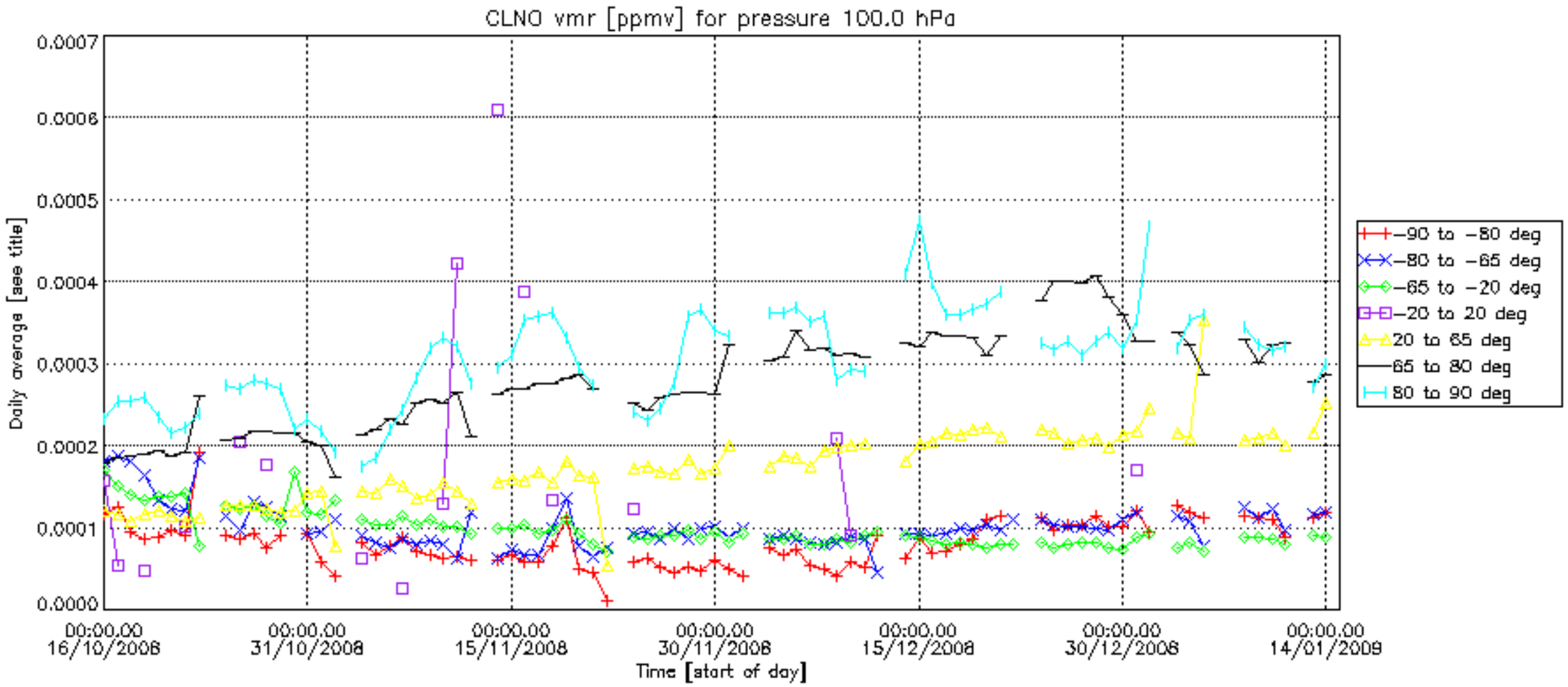
CLNO vmr [ppmv] for pressure 100.0 hPa
Daily average [see title]
0.0007
0.0006
0.0005
0.0004
0.0003
0.0002
0.0001
0.0000
00:00.00 16/10/2008
00:00.00 31/10/2008
00:00.00 15/11/2008
00:00.00 30/11/2008
00:00.00 15/12/2008
00:00.00 30/12/2008
00:00.00 14/01/2009
Time [start of day]
−90 to −80 deg
−80 to −65 deg
−65 to −20 deg
−20 to 20 deg
20 to 65 deg
65 to 80 deg
80 to 90 deg

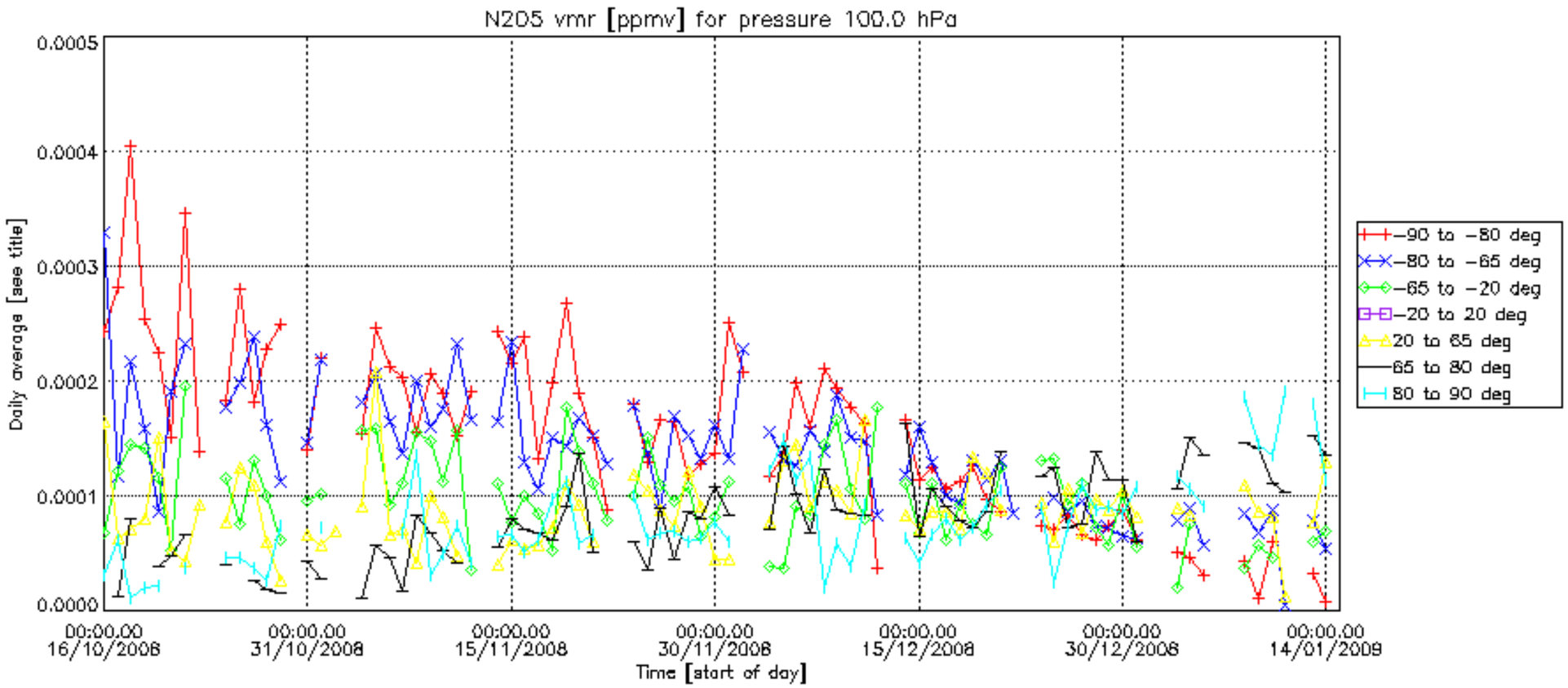
N2O5 vmr [ppmv] for pressure 100.0 hPa
0.0005
0.0004
0.0003
0.0002
0.0001
0.0000
Daily average [see title]
00:00.00 16/10/2008
00:00.00 31/10/2008
00:00.00 15/11/2008
00:00.00 30/11/2008
00:00.00 15/12/2008
00:00.00 30/12/2008
00:00.00 14/01/2009
Time [start of day]
-90 to -80 deg
-80 to -65 deg
-65 to -20 deg
-20 to 20 deg
20 to 65 deg
65 to 80 deg
80 to 90 deg

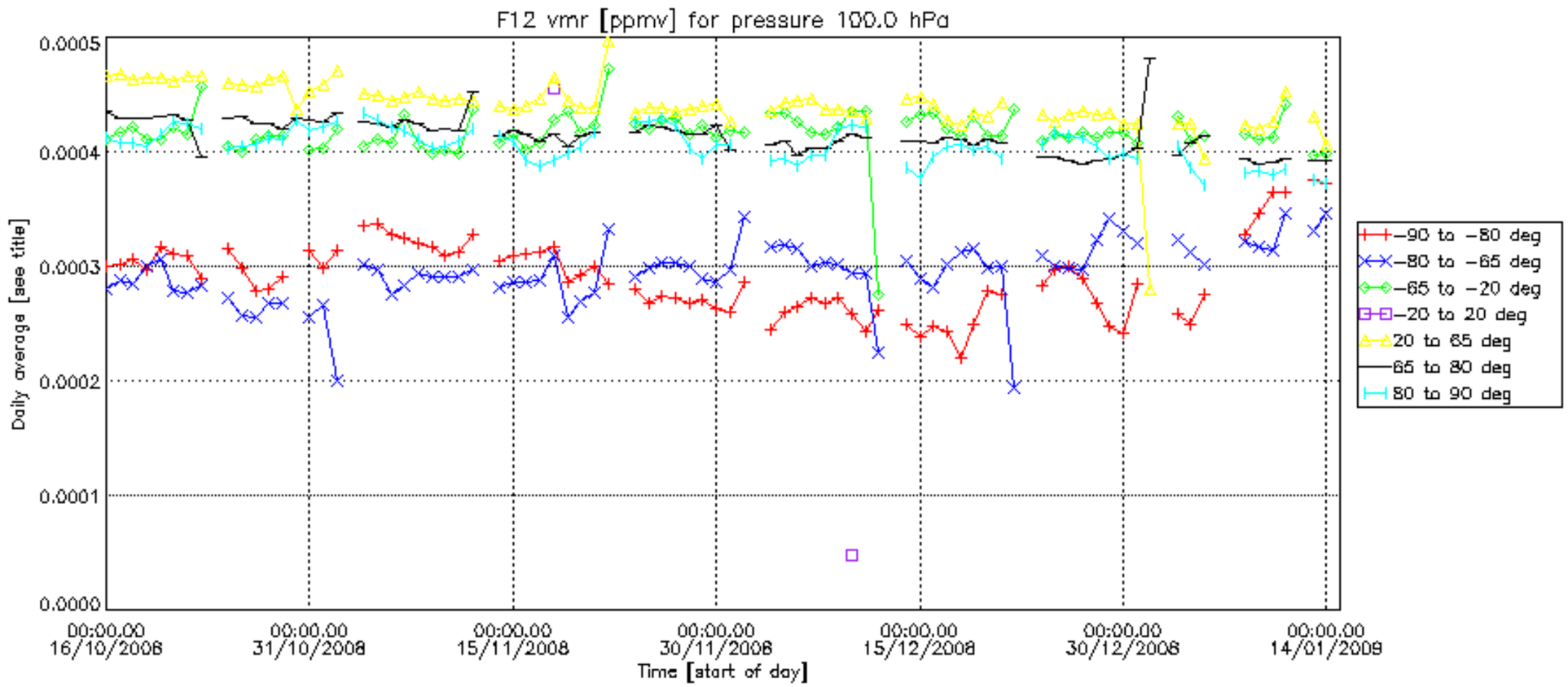
F12 vmr [ppmv] for pressure 100.0 hPa
Daily average [see title]
0.0005
0.0004
0.0003
0.0002
0.0001
0.0000
00:00.00 16/10/2008
00:00.00 31/10/2008
00:00.00 15/11/2008
00:00.00 30/11/2008
00:00.00 15/12/2008
00:00.00 30/12/2008
00:00.00 14/01/2009
Time [start of day]
-90 to -80 deg
-80 to -65 deg
-65 to -20 deg
-20 to 20 deg
20 to 65 deg
65 to 80 deg
80 to 90 deg

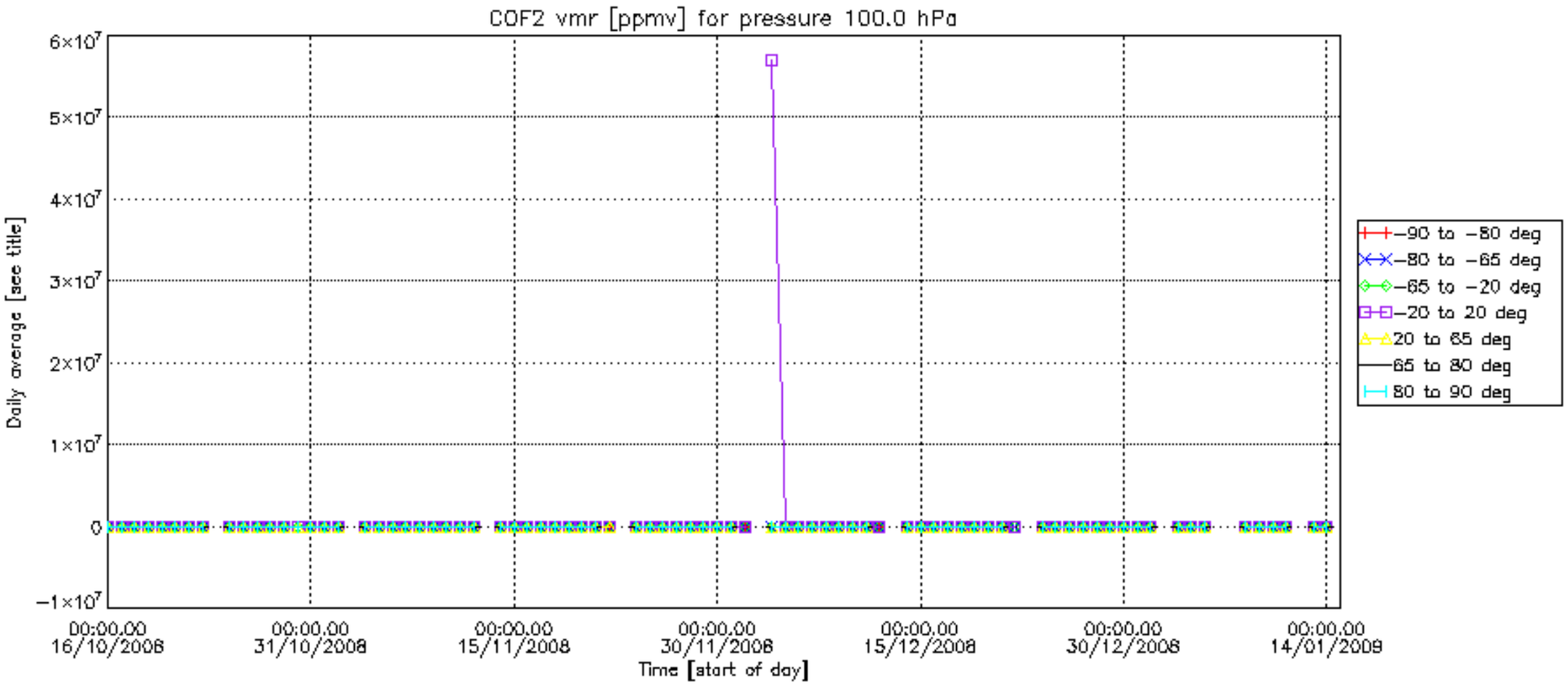
COF2 vmr [ppmv] for pressure 100.0 hPa
6×10^7
5×10^7
4×10^7
3×10^7
2×10^7
1×10^7
0
−1×10^7
Daily average [see title]
00:00.00 16/10/2008
00:00.00 31/10/2008
00:00.00 15/11/2008
00:00.00 30/11/2008
00:00.00 15/12/2008
00:00.00 30/12/2008
00:00.00 14/01/2009
Time [start of day]
−90 to −80 deg
−80 to −65 deg
−65 to −20 deg
−20 to 20 deg
20 to 65 deg
65 to 80 deg
80 to 90 deg

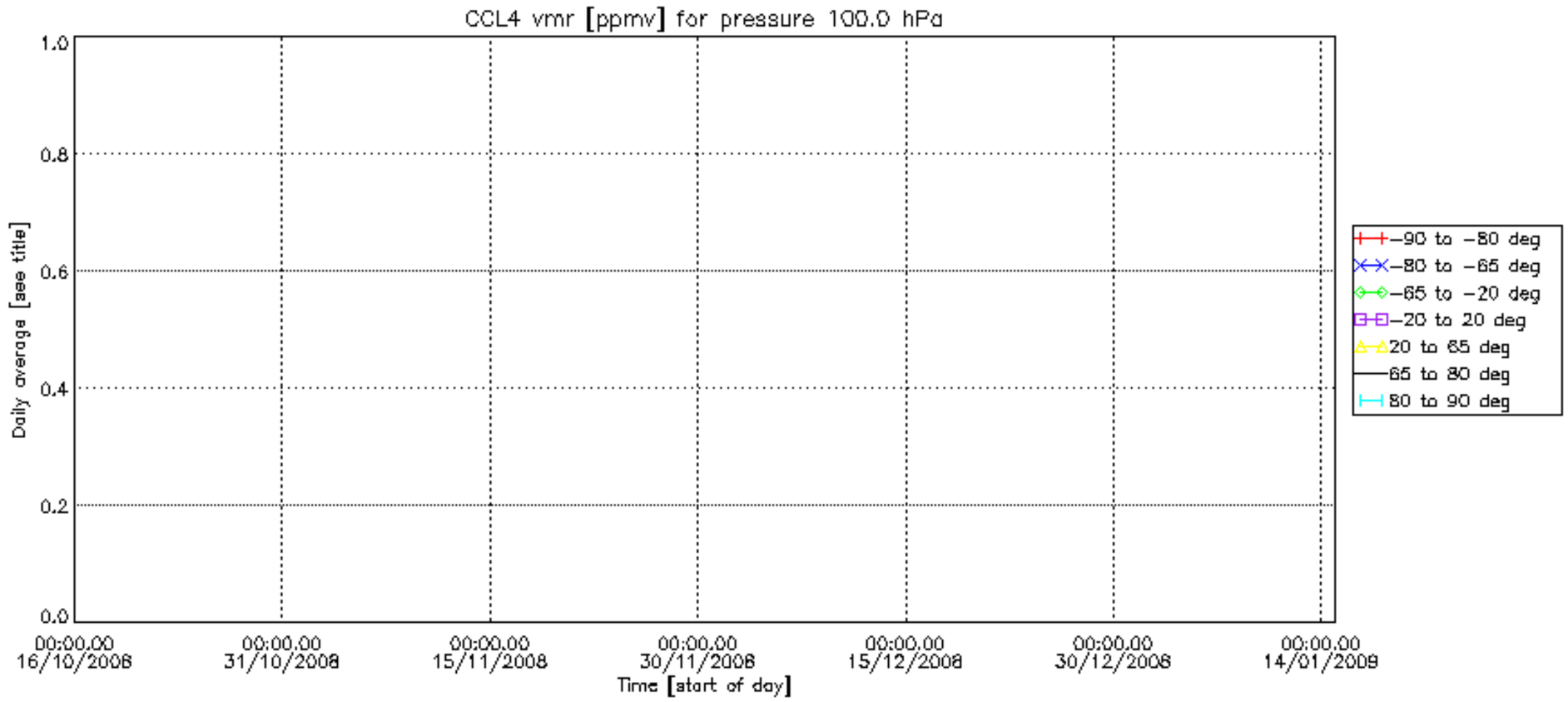
CCL4 vmr [ppmv] for pressure 100.0 hPa
Daily average [see title]
1.0
0.8
0.6
0.4
0.2
0.0
00:00.00 16/10/2008
00:00.00 31/10/2008
00:00.00 15/11/2008
00:00.00 30/11/2008
00:00.00 15/12/2008
00:00.00 30/12/2008
00:00.00 14/01/2009
Time [start of day]
-90 to -80 deg
-80 to -65 deg
-65 to -20 deg
-20 to 20 deg
20 to 65 deg
65 to 80 deg
80 to 90 deg

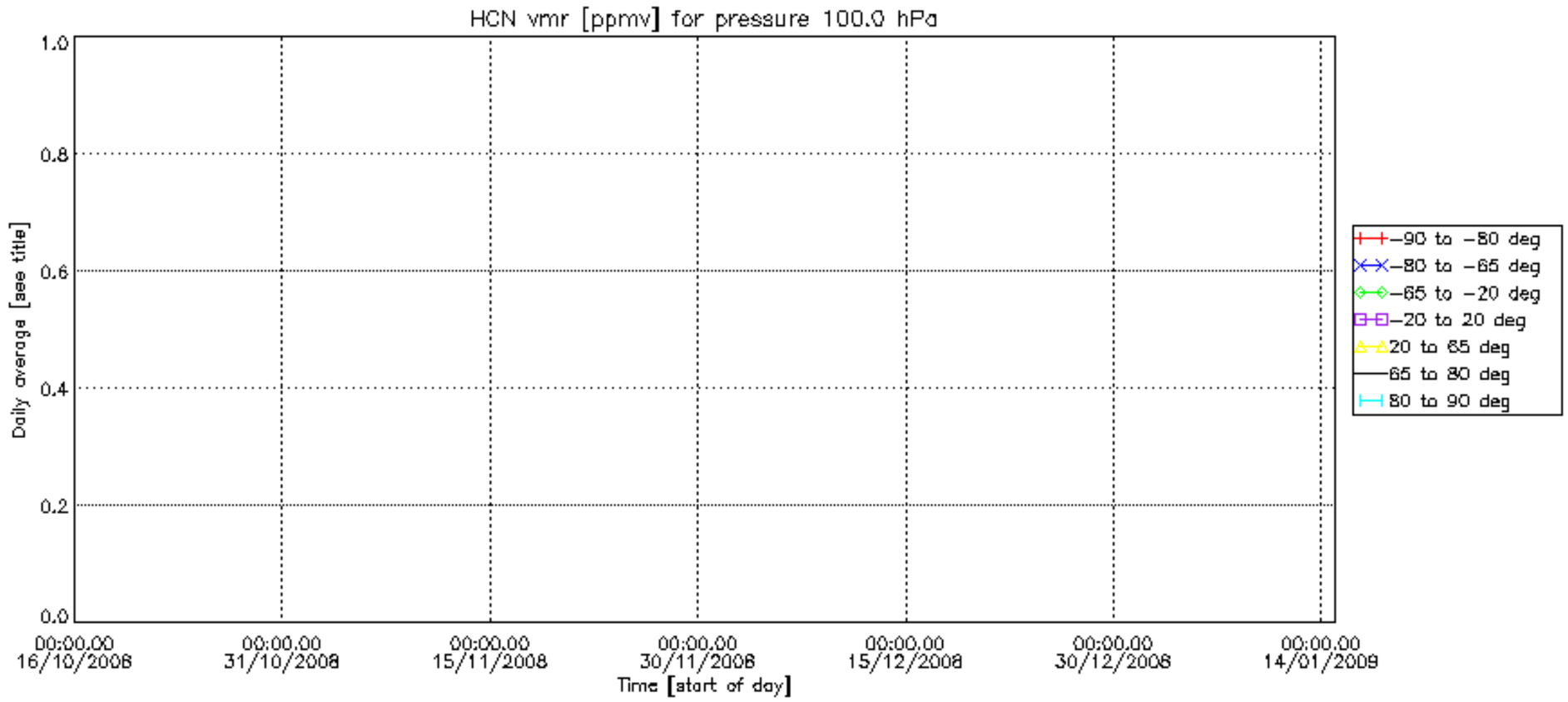
HCN vmr [ppmv] for pressure 100.0 hPa
1.0
0.8
0.6
0.4
0.2
0.0
Daily average [see title]
00:00.00 16/10/2008
00:00.00 31/10/2008
00:00.00 15/11/2008
00:00.00 30/11/2008
00:00.00 15/12/2008
00:00.00 30/12/2008
00:00.00 14/01/2009
Time [start of day]
−90 to −80 deg
−80 to −65 deg
−65 to −20 deg
−20 to 20 deg
20 to 65 deg
65 to 80 deg
80 to 90 deg

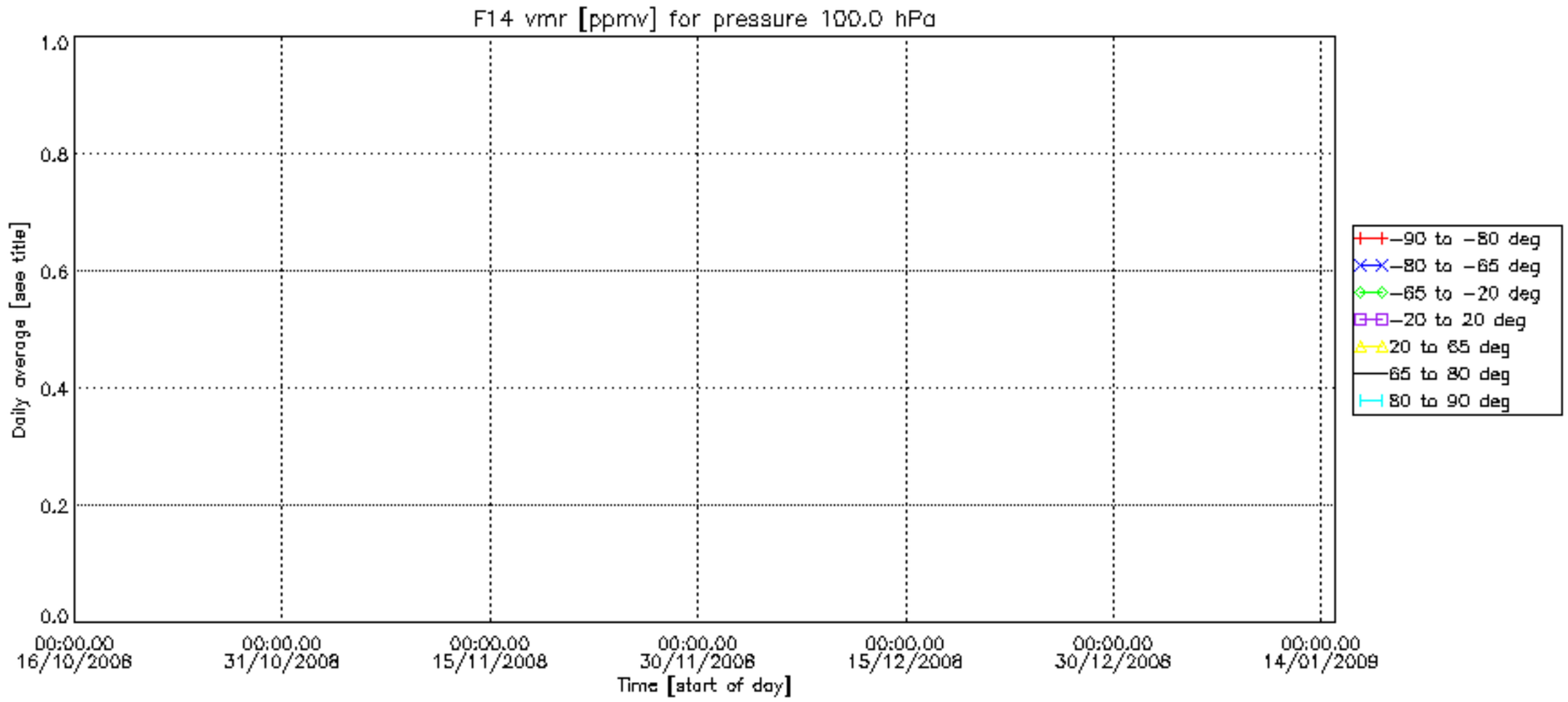
F14 vmr [ppmv] for pressure 100.0 hPa
Daily average [see title]
1.0
0.8
0.6
0.4
0.2
0.0
00:00.00 16/10/2008
00:00.00 31/10/2008
00:00.00 15/11/2008
00:00.00 30/11/2008
00:00.00 15/12/2008
00:00.00 30/12/2008
00:00.00 14/01/2009
Time [start of day]
−90 to −80 deg
−80 to −65 deg
−65 to −20 deg
−20 to 20 deg
20 to 65 deg
65 to 80 deg
80 to 90 deg

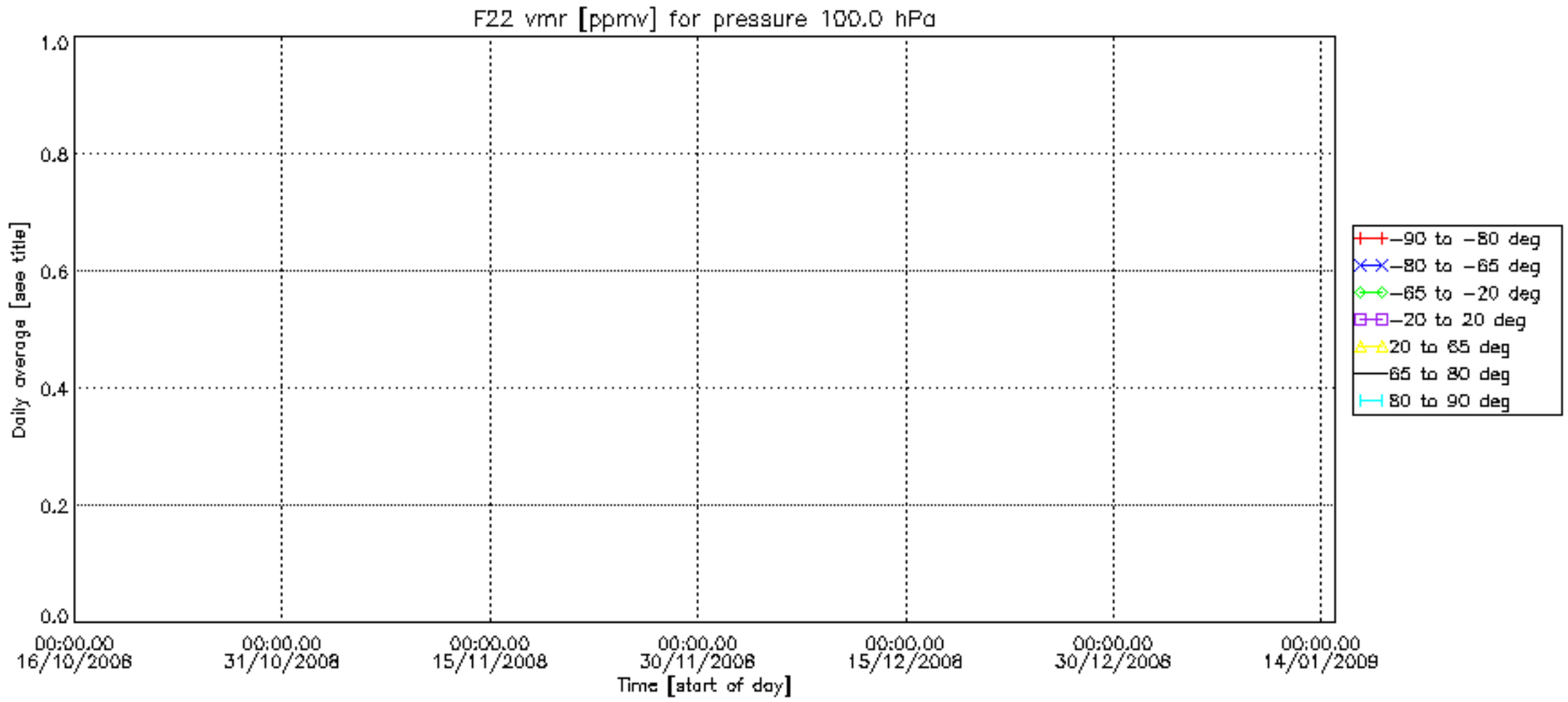
F22 vmr [ppmv] for pressure 100.0 hPa
Daily average [see title]
1.0
0.8
0.6
0.4
0.2
0.0
00:00.00 16/10/2008
00:00.00 31/10/2008
00:00.00 15/11/2008
00:00.00 30/11/2008
00:00.00 15/12/2008
00:00.00 30/12/2008
00:00.00 14/01/2009
Time [start of day]
−90 to −80 deg
−80 to −65 deg
−65 to −20 deg
−20 to 20 deg
20 to 65 deg
65 to 80 deg
80 to 90 deg

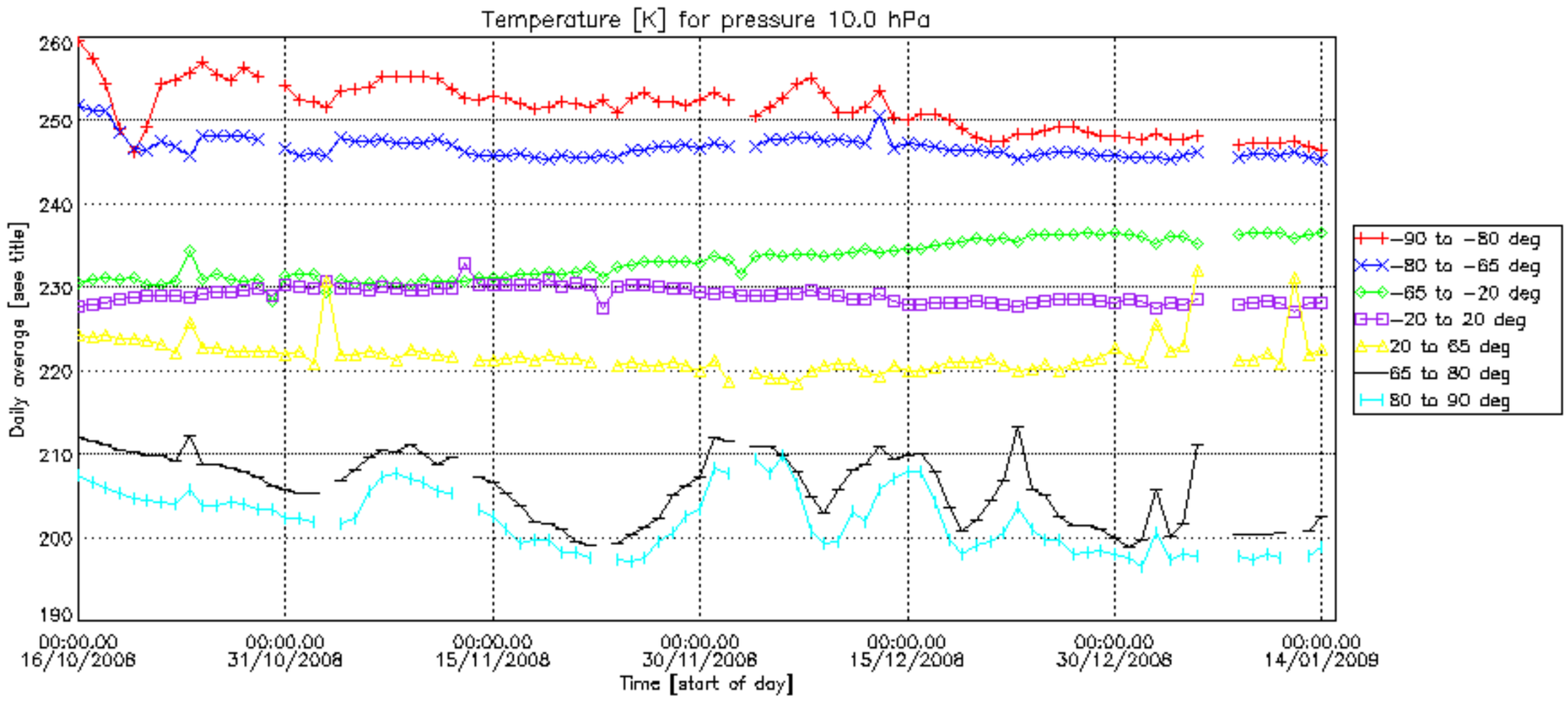
Temperature [K] for pressure 10.0 hPa
Daily average [see title]
260
250
240
230
220
210
200
190
00:00.00 16/10/2008
00:00.00 31/10/2008
00:00.00 15/11/2008
00:00.00 30/11/2008
00:00.00 15/12/2008
00:00.00 30/12/2008
00:00.00 14/01/2009
Time [start of day]
-90 to -80 deg
-80 to -65 deg
-65 to -20 deg
-20 to 20 deg
20 to 65 deg
65 to 80 deg
80 to 90 deg

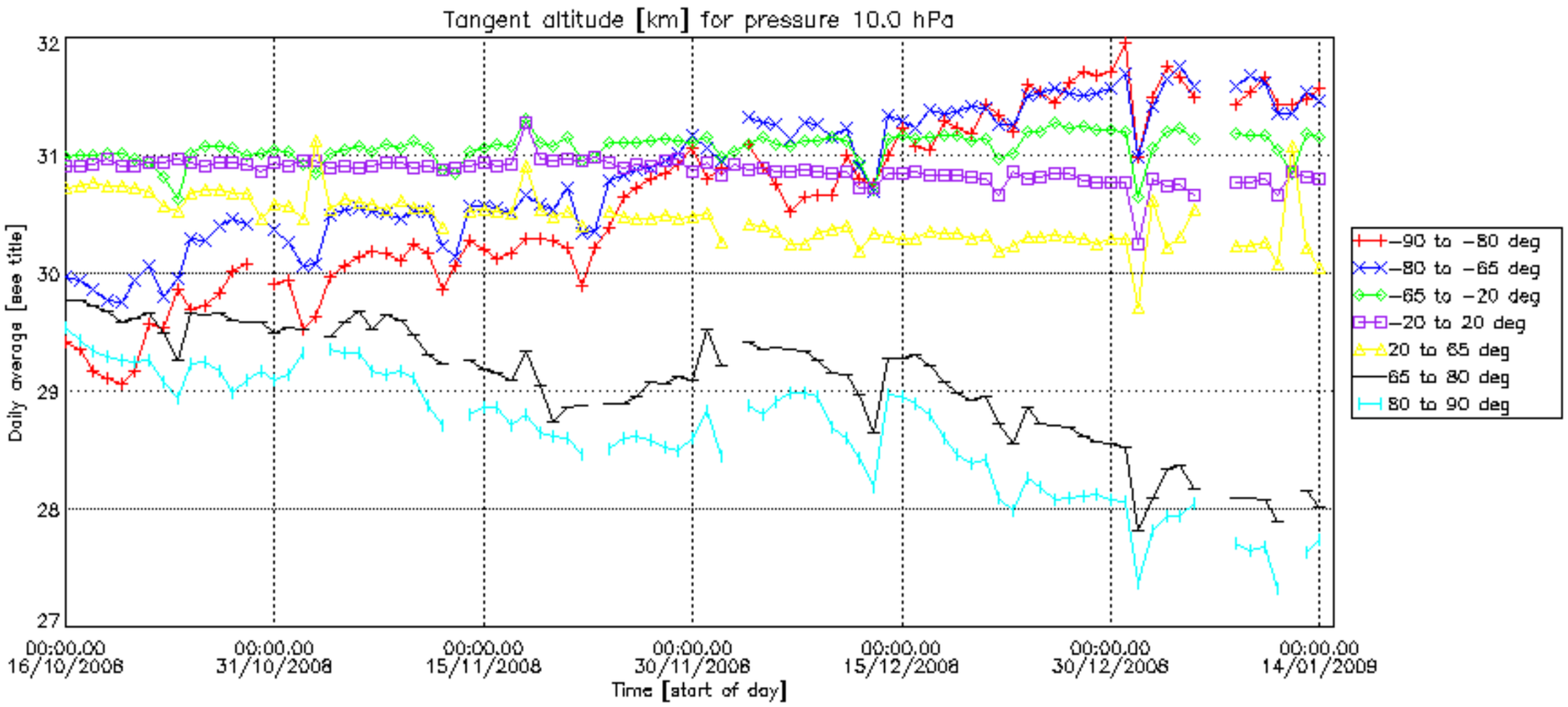
Tangent altitude [km] for pressure 10.0 hPa
Daily average [see title]
32
31
30
29
28
27
00:00.00 16/10/2008
00:00.00 31/10/2008
00:00.00 15/11/2008
00:00.00 30/11/2008
00:00.00 15/12/2008
00:00.00 30/12/2008
00:00.00 14/01/2009
Time [start of day]
-90 to -80 deg
-80 to -65 deg
-65 to -20 deg
-20 to 20 deg
20 to 65 deg
65 to 80 deg
80 to 90 deg

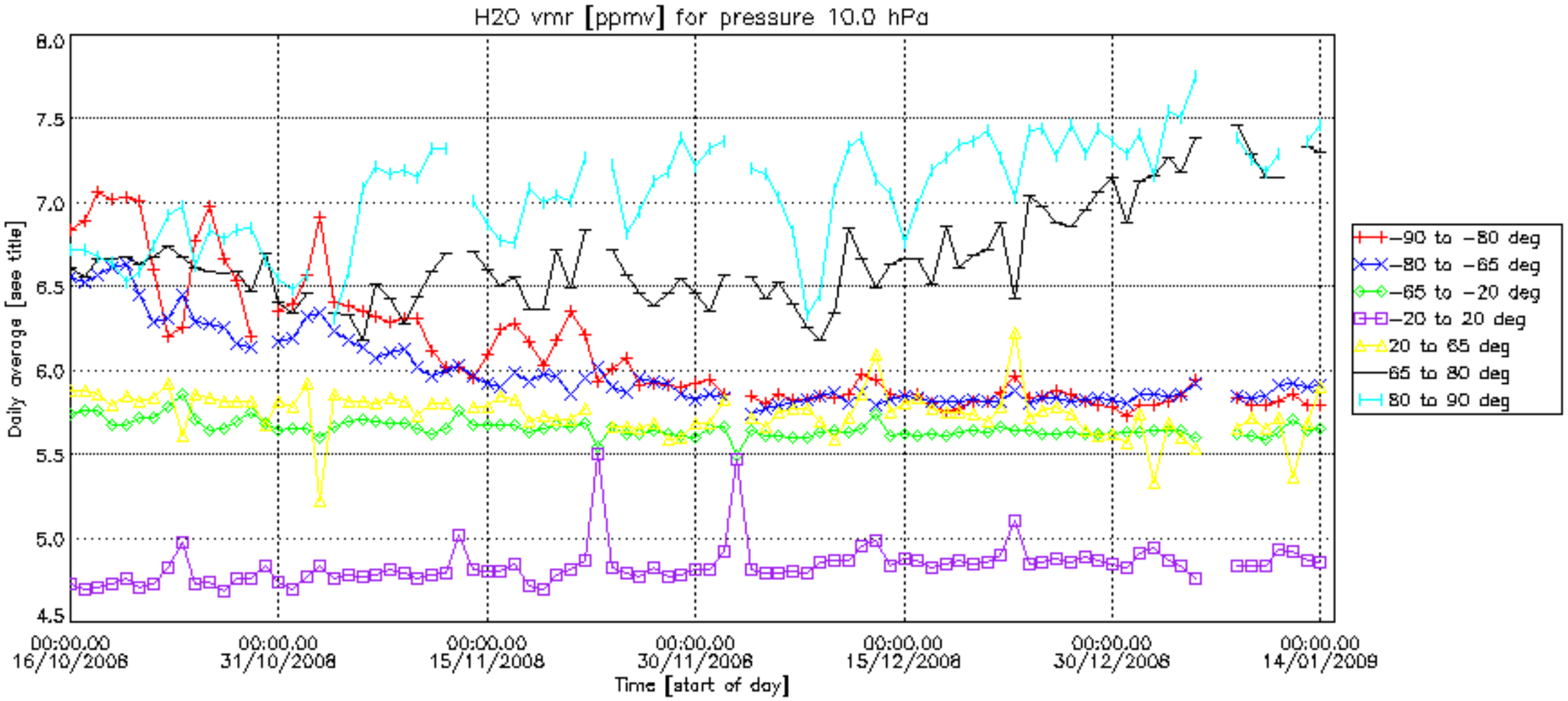
H2O vmr [ppmv] for pressure 10.0 hPa
Daily average [see title]
8.0
7.5
7.0
6.5
6.0
5.5
5.0
4.5
00:00.00 16/10/2008
00:00.00 31/10/2008
00:00.00 15/11/2008
00:00.00 30/11/2008
00:00.00 15/12/2008
00:00.00 30/12/2008
00:00.00 14/01/2009
Time [start of day]
-90 to -80 deg
-80 to -65 deg
-65 to -20 deg
-20 to 20 deg
20 to 65 deg
65 to 80 deg
80 to 90 deg

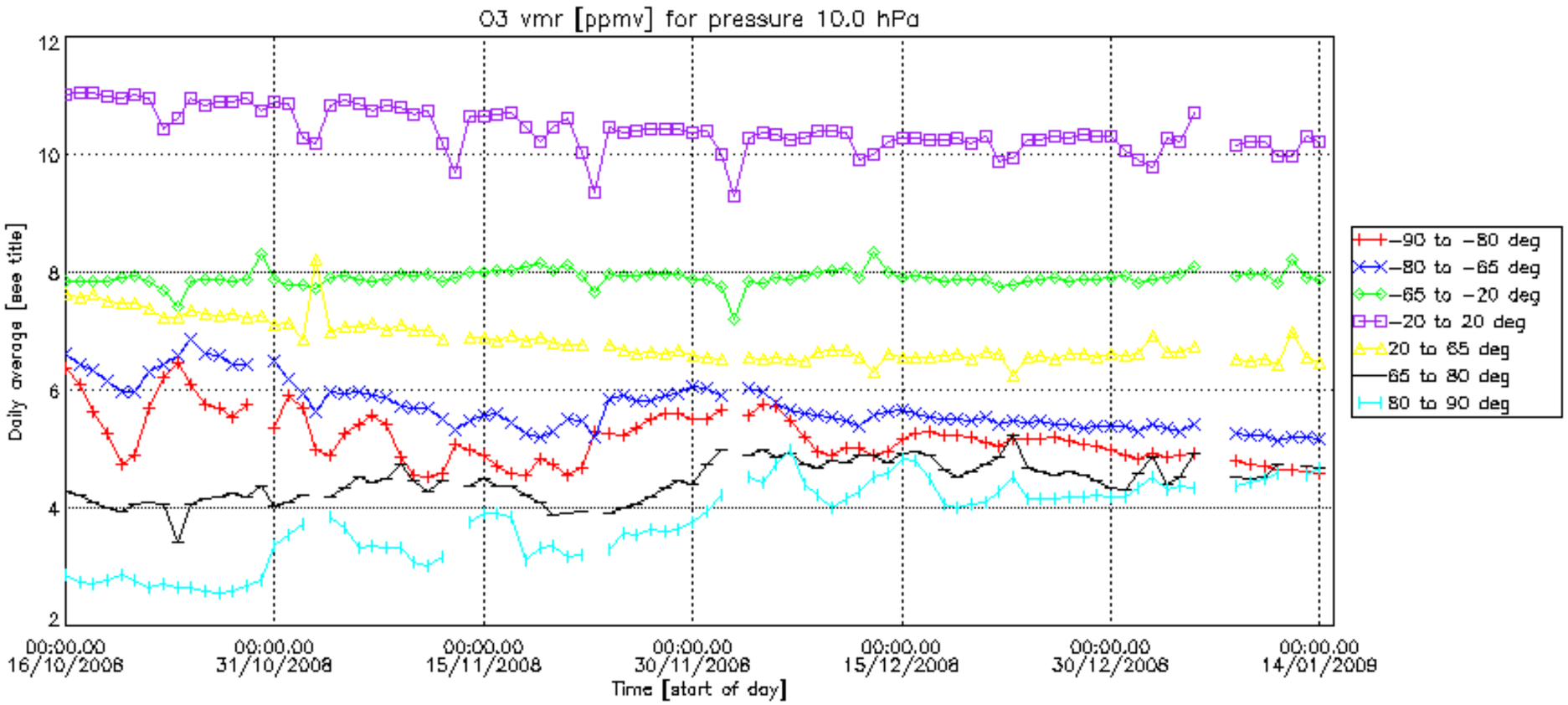
O3 vmr [ppmv] for pressure 10.0 hPa
Daily average [see title]
12
10
8
6
4
2
00:00.00 16/10/2008
00:00.00 31/10/2008
00:00.00 15/11/2008
00:00.00 30/11/2008
00:00.00 15/12/2008
00:00.00 30/12/2008
00:00.00 14/01/2009
Time [start of day]
−90 to −80 deg
−80 to −65 deg
−65 to −20 deg
−20 to 20 deg
20 to 65 deg
65 to 80 deg
80 to 90 deg

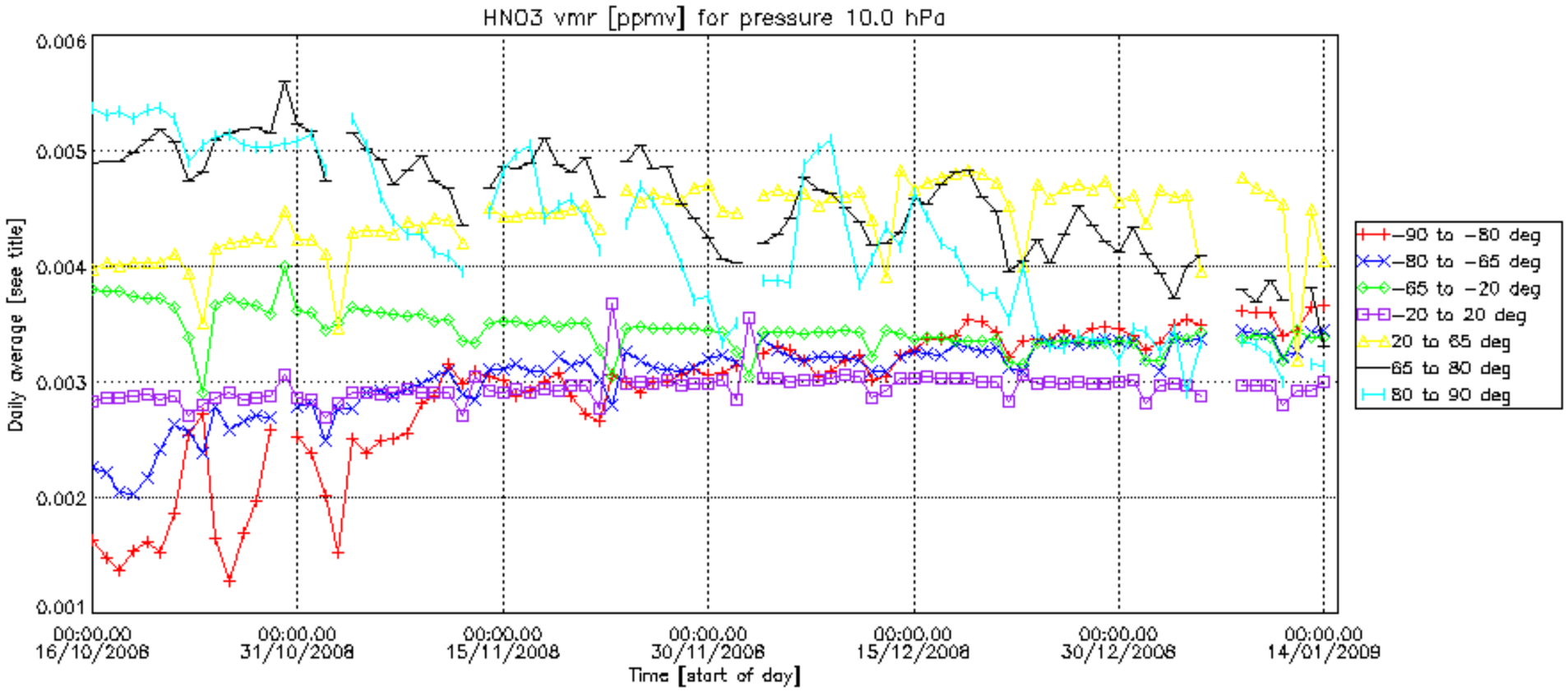
HNO3 vmr [ppmv] for pressure 10.0 hPa
Daily average [see title]
0.006
0.005
0.004
0.003
0.002
0.001
00:00.00 16/10/2008
00:00.00 31/10/2008
00:00.00 15/11/2008
00:00.00 30/11/2008
00:00.00 15/12/2008
00:00.00 30/12/2008
00:00.00 14/01/2009
Time [start of day]
-90 to -80 deg
-80 to -65 deg
-65 to -20 deg
-20 to 20 deg
20 to 65 deg
65 to 80 deg
80 to 90 deg

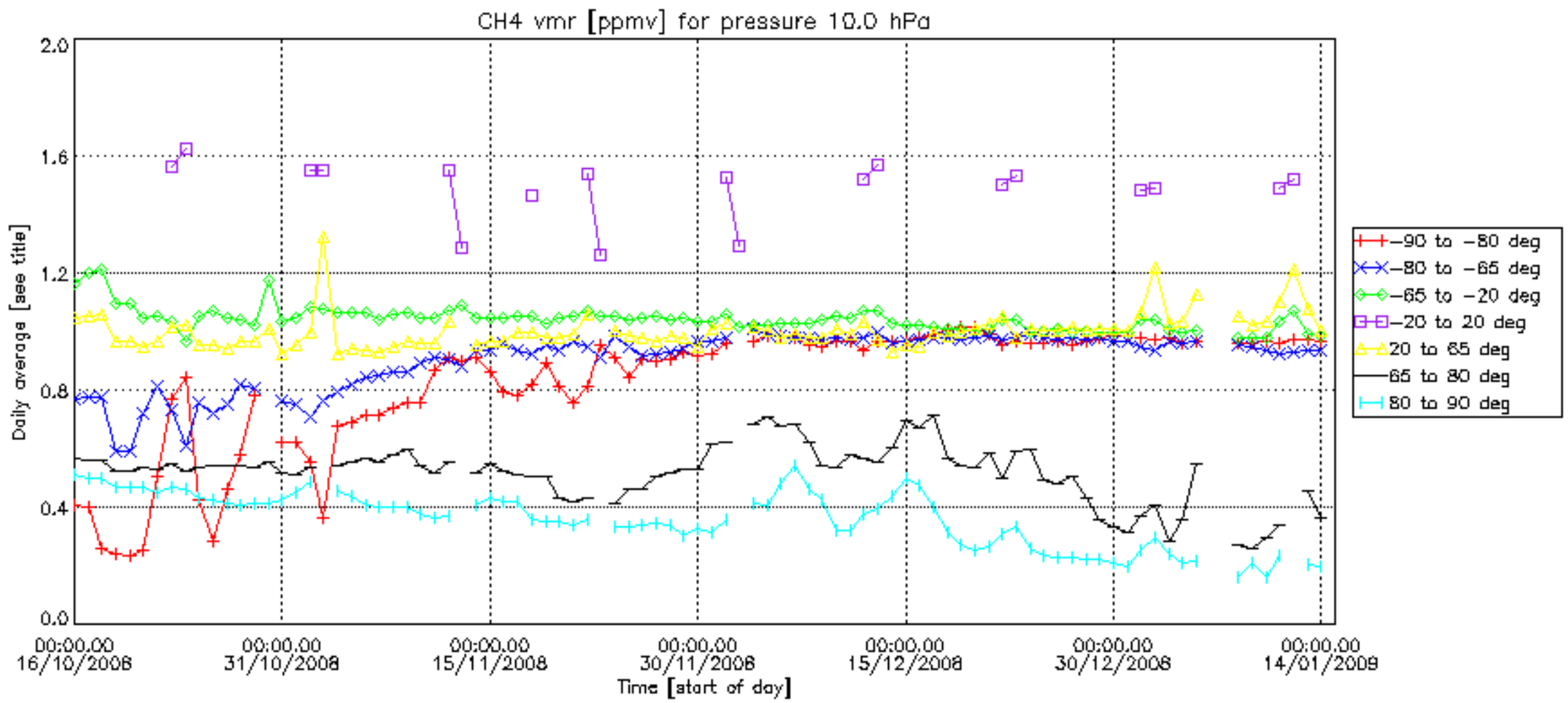
CH4 vmr [ppmv] for pressure 10.0 hPa
Daily average [see title]
2.0
1.6
1.2
0.8
0.4
0.0
00:00.00 16/10/2008
00:00.00 31/10/2008
00:00.00 15/11/2008
00:00.00 30/11/2008
00:00.00 15/12/2008
00:00.00 30/12/2008
00:00.00 14/01/2009
Time [start of day]
-90 to -80 deg
-80 to -65 deg
-65 to -20 deg
-20 to 20 deg
20 to 65 deg
65 to 80 deg
80 to 90 deg

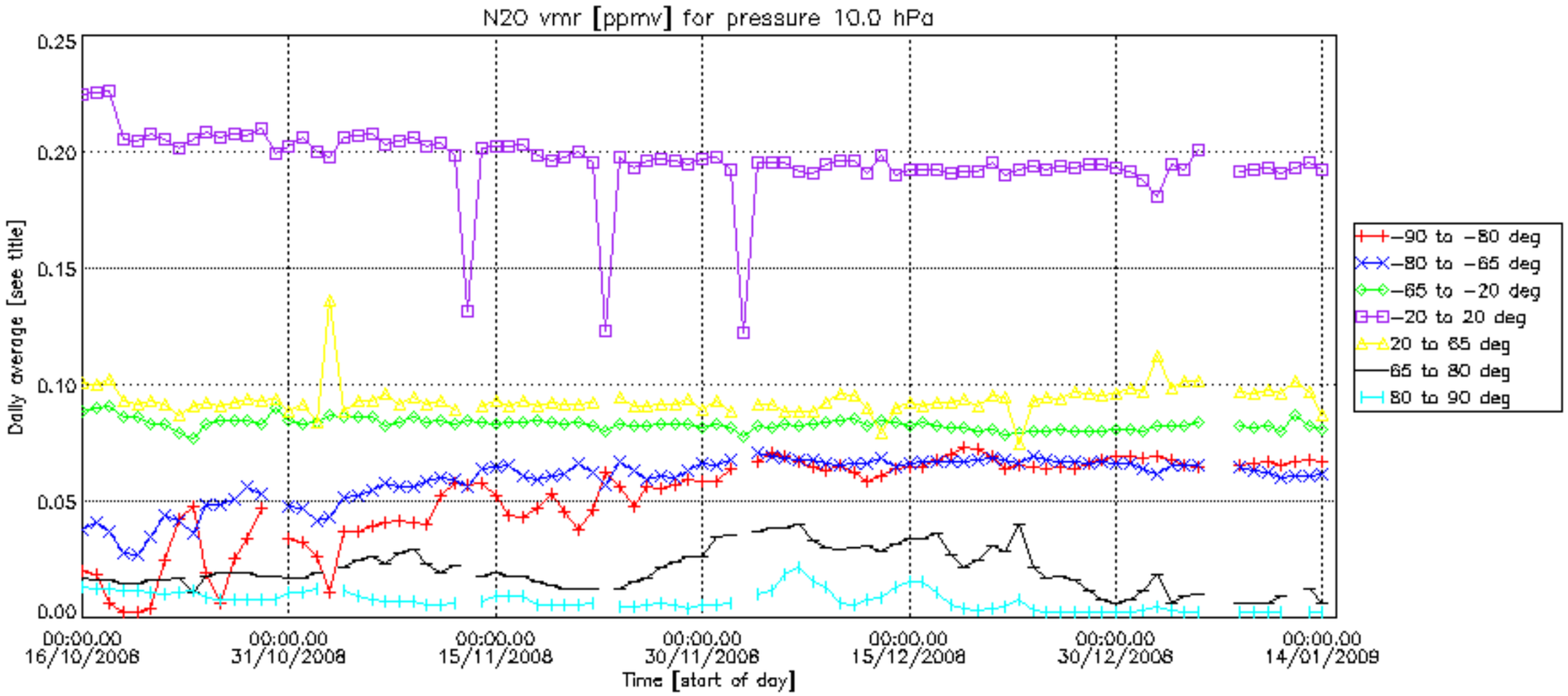
N2O vmr [ppmv] for pressure 10.0 hPa
Daily average [see title]
0.25
0.20
0.15
0.10
0.05
0.00
00:00.00 16/10/2008
00:00.00 31/10/2008
00:00.00 15/11/2008
00:00.00 30/11/2008
00:00.00 15/12/2008
00:00.00 30/12/2008
00:00.00 14/01/2009
Time [start of day]
-90 to -80 deg
-80 to -65 deg
-65 to -20 deg
-20 to 20 deg
20 to 65 deg
65 to 80 deg
80 to 90 deg

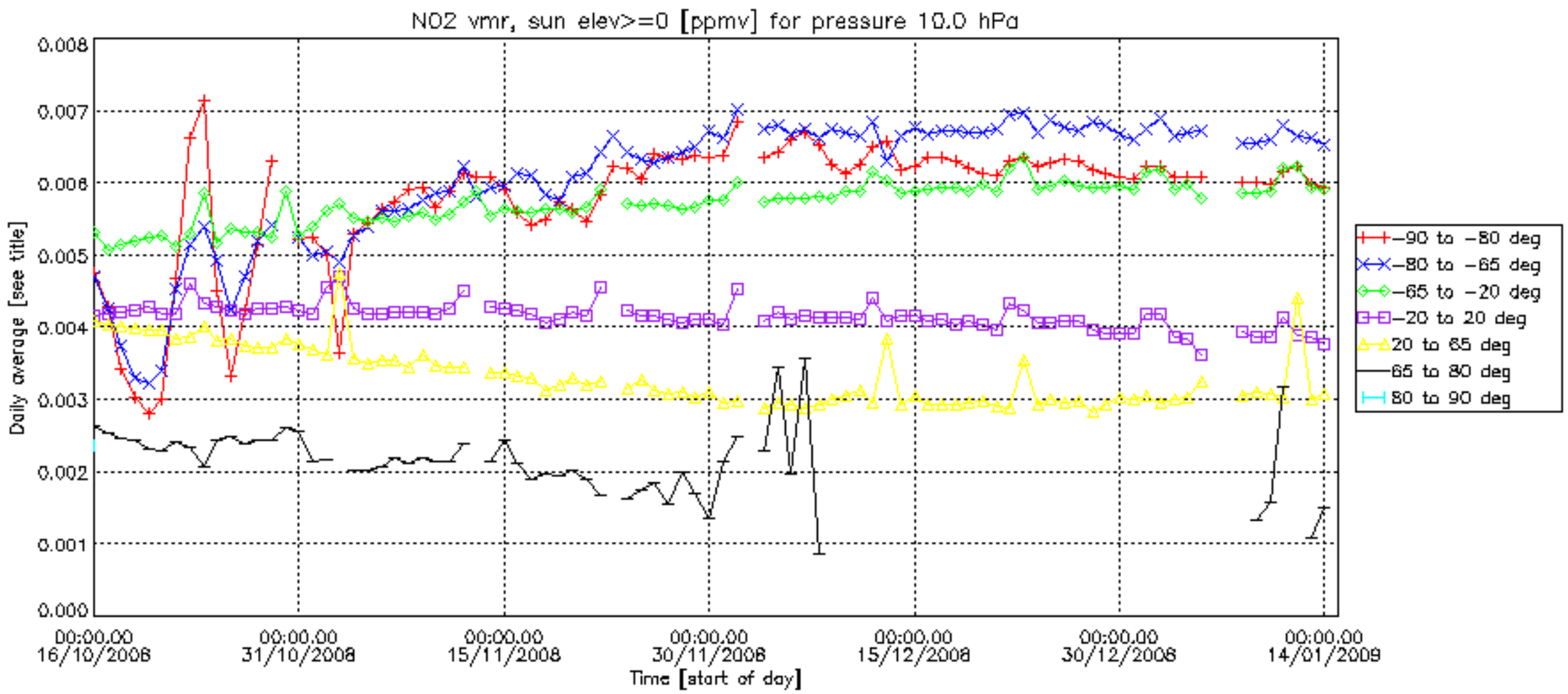
NO2 vmr, sun elev>=0 [ppmv] for pressure 10.0 hPa
Daily average [see title]
0.008
0.007
0.006
0.005
0.004
0.003
0.002
0.001
0.000
00:00.00 16/10/2008
00:00.00 31/10/2008
00:00.00 15/11/2008
00:00.00 30/11/2008
00:00.00 15/12/2008
00:00.00 30/12/2008
00:00.00 14/01/2009
Time [start of day]
-90 to -80 deg
-80 to -65 deg
-65 to -20 deg
-20 to 20 deg
20 to 65 deg
65 to 80 deg
80 to 90 deg

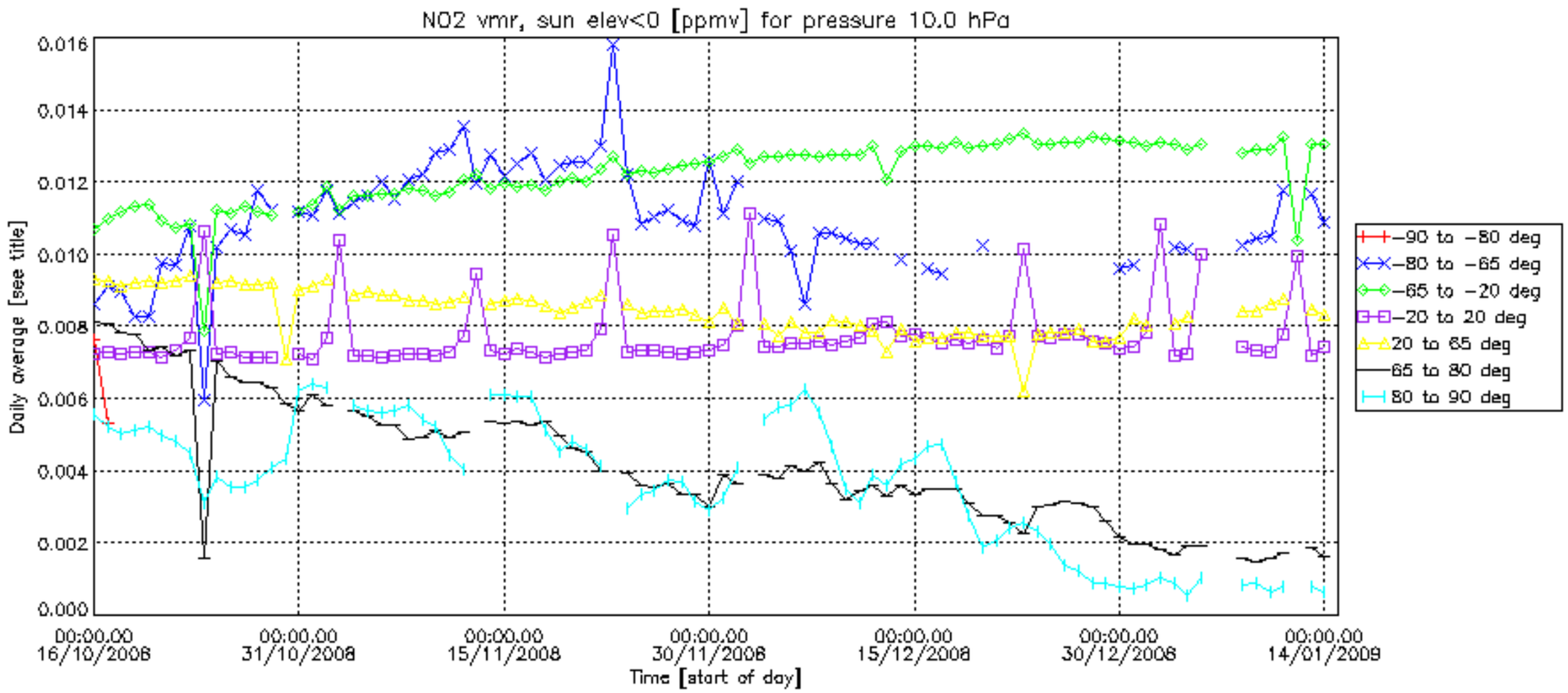
NO2 vmr, sun elev<0 [ppmv] for pressure 10.0 hPa
Daily average [see title]
0.016
0.014
0.012
0.010
0.008
0.006
0.004
0.002
0.000
00:00.00 16/10/2008
00:00.00 31/10/2008
00:00.00 15/11/2008
00:00.00 30/11/2008
00:00.00 15/12/2008
00:00.00 30/12/2008
00:00.00 14/01/2009
Time [start of day]
-90 to -80 deg
-80 to -65 deg
-65 to -20 deg
-20 to 20 deg
20 to 65 deg
65 to 80 deg
80 to 90 deg

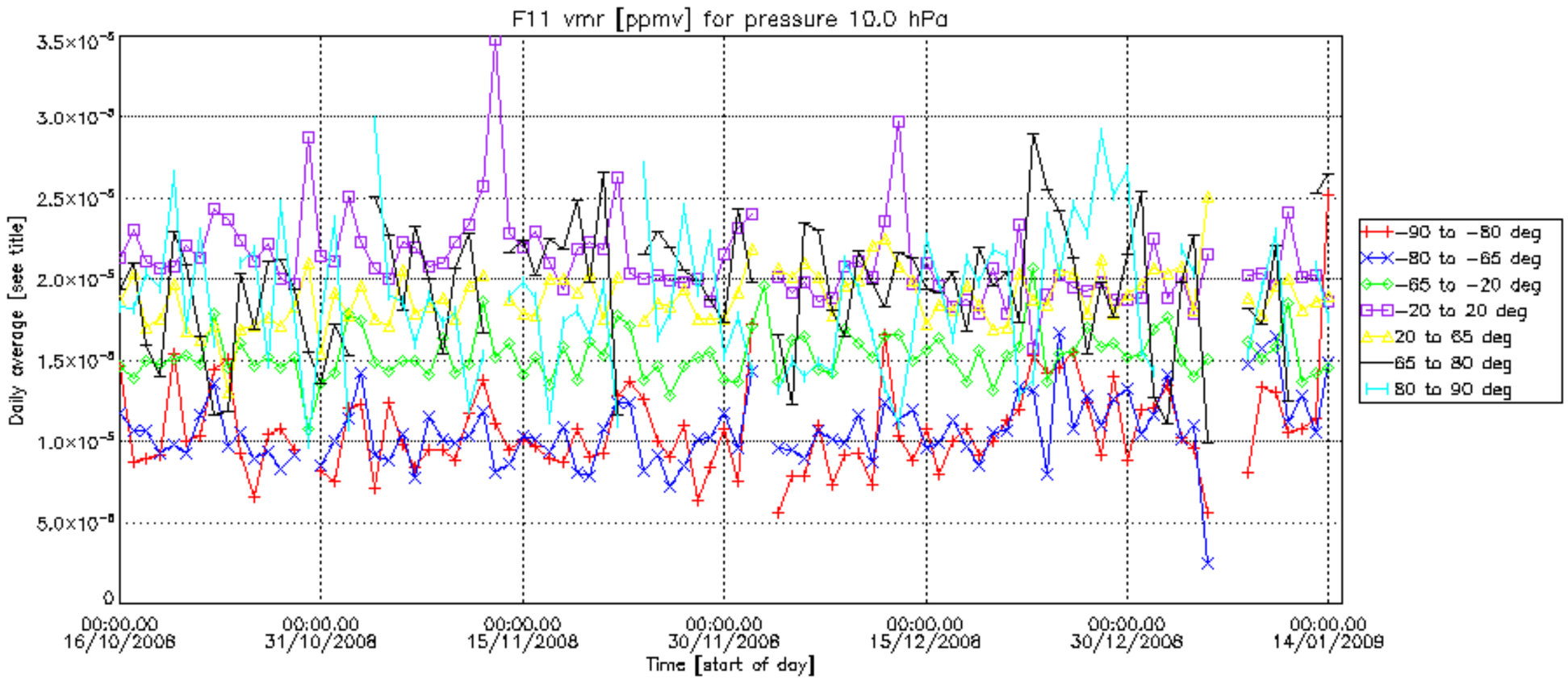
F11 vmr [ppmv] for pressure 10.0 hPa
Daily average [see title]
3.5×10⁻⁵
3.0×10⁻⁵
2.5×10⁻⁵
2.0×10⁻⁵
1.5×10⁻⁵
1.0×10⁻⁵
5.0×10⁻⁶
0
00:00.00 16/10/2008
00:00.00 31/10/2008
00:00.00 15/11/2008
00:00.00 30/11/2008
00:00.00 15/12/2008
00:00.00 30/12/2008
00:00.00 14/01/2009
Time [start of day]
−90 to −80 deg
−80 to −65 deg
−65 to −20 deg
−20 to 20 deg
20 to 65 deg
65 to 80 deg
80 to 90 deg

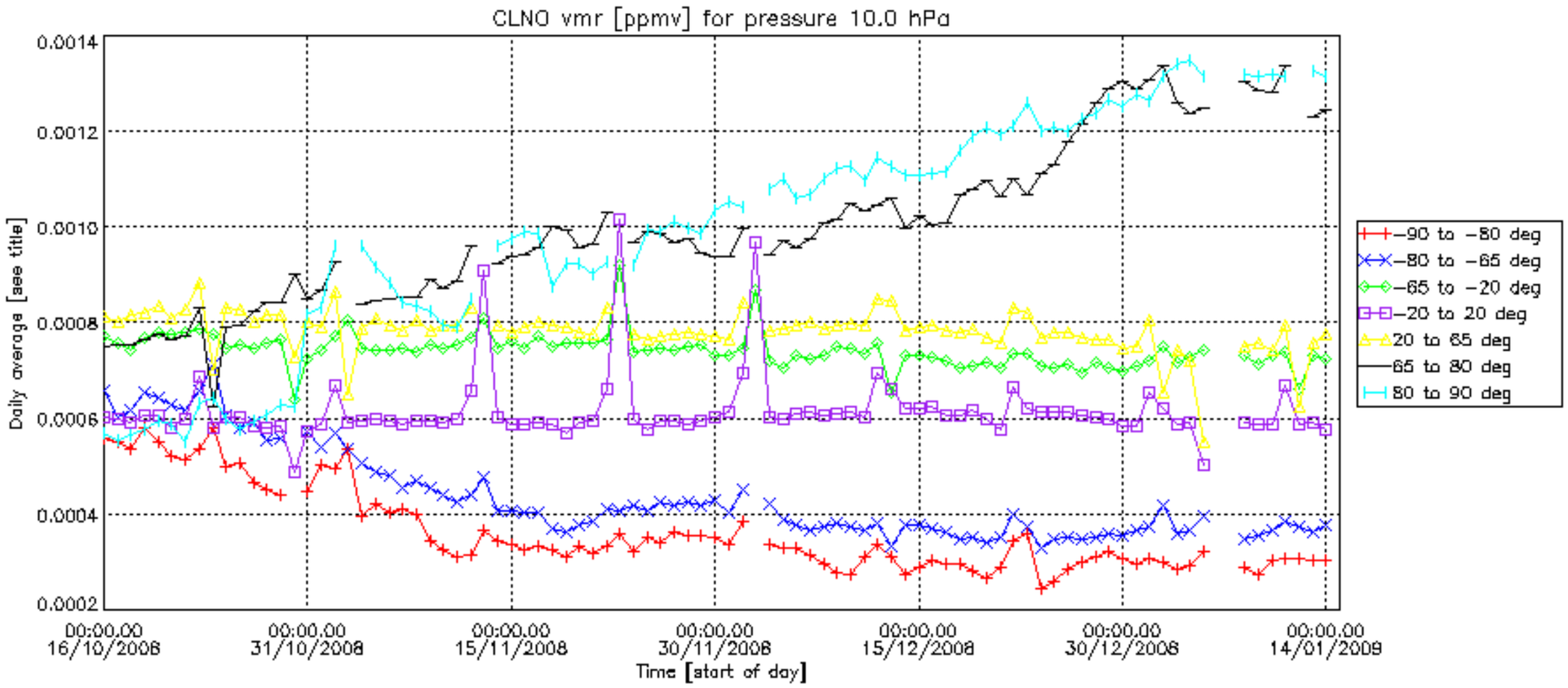
CLNO vmr [ppmv] for pressure 10.0 hPa
Daily average [see title]
0.0014
0.0012
0.0010
0.0008
0.0006
0.0004
0.0002
00:00.00 16/10/2008
00:00.00 31/10/2008
00:00.00 15/11/2008
00:00.00 30/11/2008
00:00.00 15/12/2008
00:00.00 30/12/2008
00:00.00 14/01/2009
Time [start of day]
−90 to −80 deg
−80 to −65 deg
−65 to −20 deg
−20 to 20 deg
20 to 65 deg
65 to 80 deg
80 to 90 deg

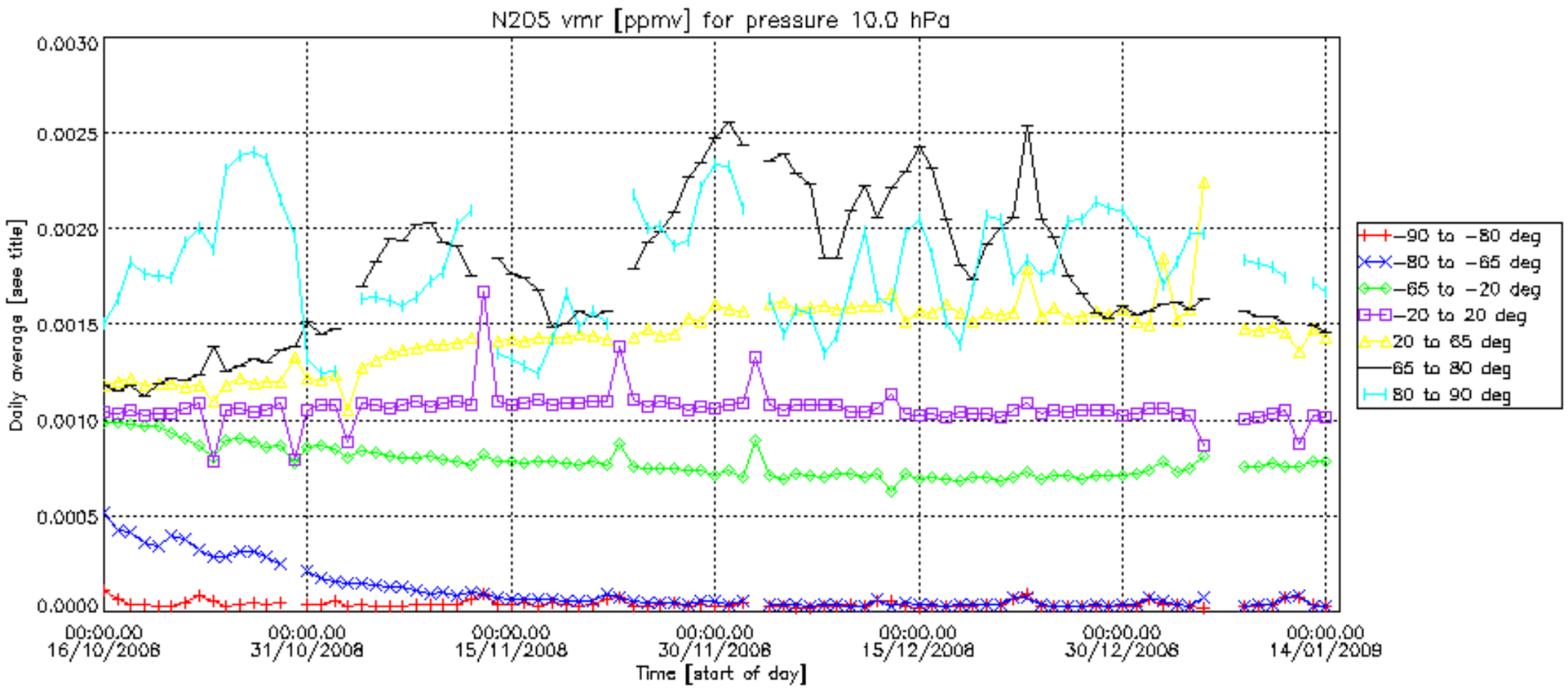
N2O5 vmr [ppmv] for pressure 10.0 hPa
Daily average [see title]
0.0030
0.0025
0.0020
0.0015
0.0010
0.0005
0.0000
00:00.00 16/10/2008
00:00.00 31/10/2008
00:00.00 15/11/2008
00:00.00 30/11/2008
00:00.00 15/12/2008
00:00.00 30/12/2008
00:00.00 14/01/2009
Time [start of day]
-90 to -80 deg
-80 to -65 deg
-65 to -20 deg
-20 to 20 deg
20 to 65 deg
65 to 80 deg
80 to 90 deg

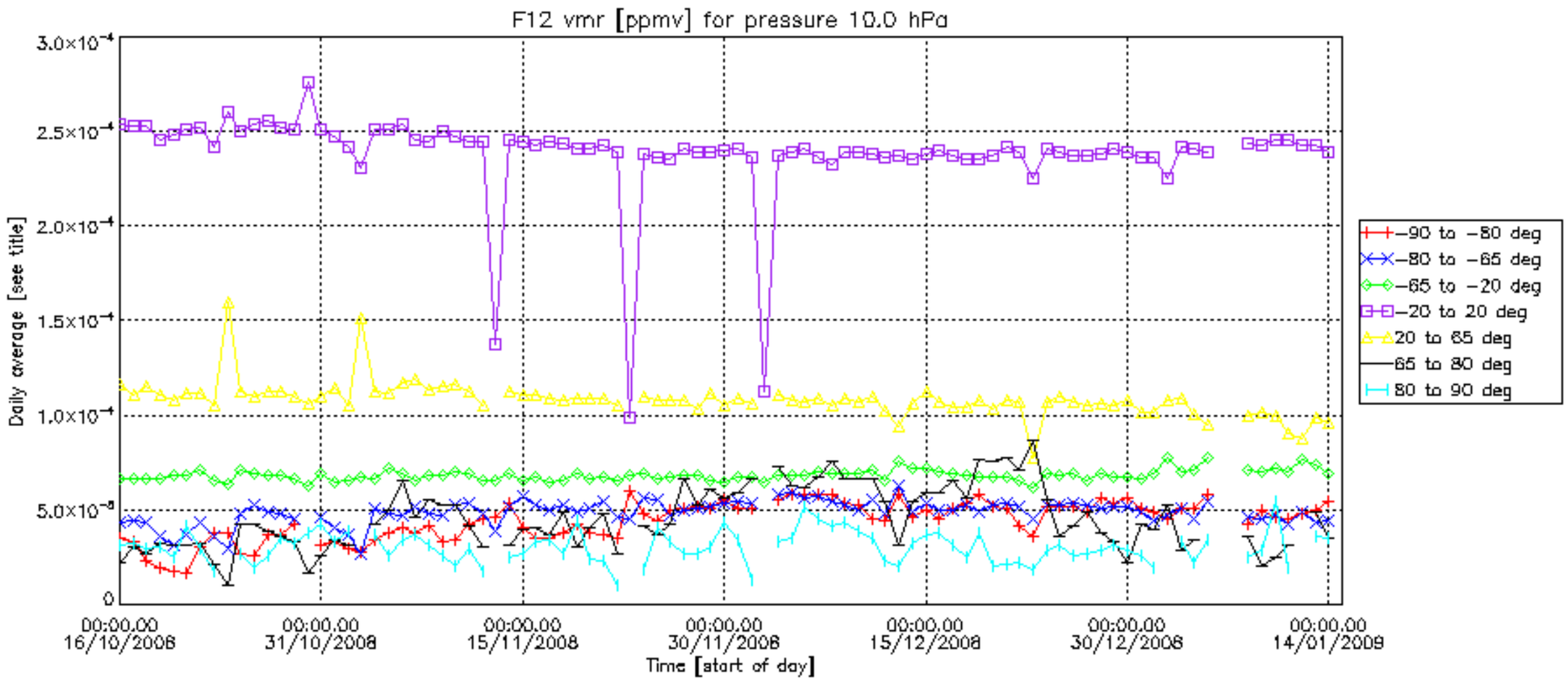
F12 vmr [ppmv] for pressure 10.0 hPa
3.0×10⁻⁴
2.5×10⁻⁴
2.0×10⁻⁴
1.5×10⁻⁴
1.0×10⁻⁴
5.0×10⁻⁵
0
Daily average [see title]
00:00.00 16/10/2008
00:00.00 31/10/2008
00:00.00 15/11/2008
00:00.00 30/11/2008
00:00.00 15/12/2008
00:00.00 30/12/2008
00:00.00 14/01/2009
Time [start of day]
−90 to −80 deg
−80 to −65 deg
−65 to −20 deg
−20 to 20 deg
20 to 65 deg
65 to 80 deg
80 to 90 deg

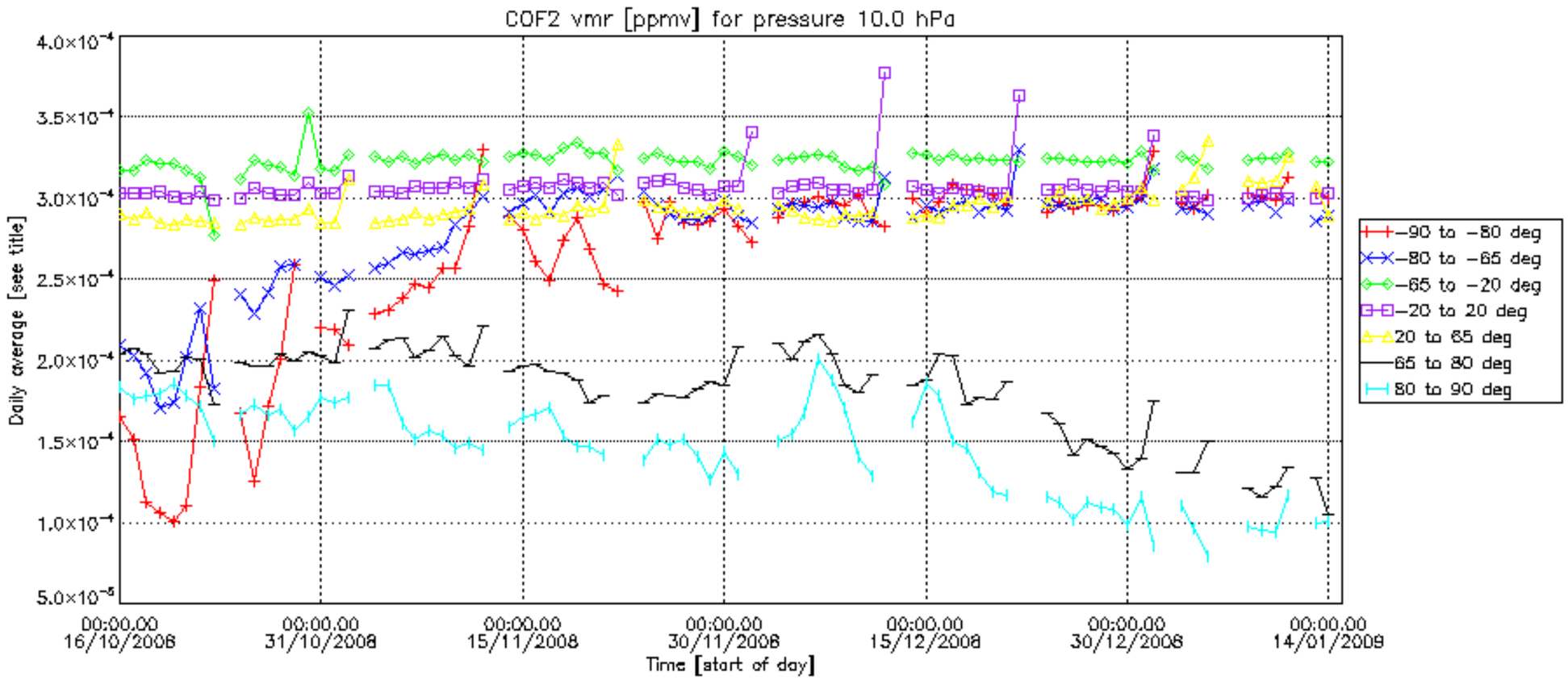
COF2 vmr [ppmv] for pressure 10.0 hPa
4.0×10⁻⁴
3.5×10⁻⁴
3.0×10⁻⁴
2.5×10⁻⁴
2.0×10⁻⁴
1.5×10⁻⁴
1.0×10⁻⁴
5.0×10⁻⁵
Daily average [see title]
00:00.00 16/10/2008
00:00.00 31/10/2008
00:00.00 15/11/2008
00:00.00 30/11/2008
00:00.00 15/12/2008
00:00.00 30/12/2008
00:00.00 14/01/2009
Time [start of day]
−90 to −80 deg
−80 to −65 deg
−65 to −20 deg
−20 to 20 deg
20 to 65 deg
65 to 80 deg
80 to 90 deg

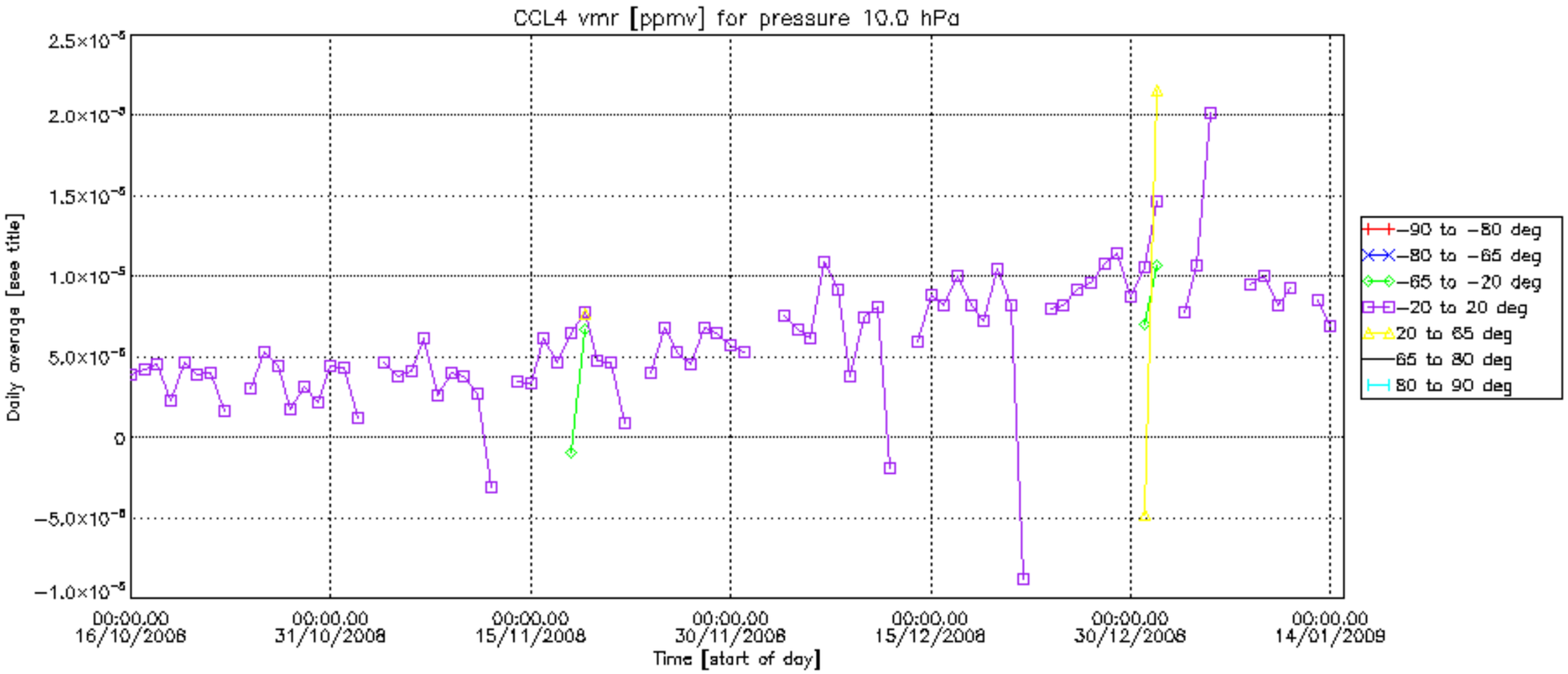
CCL4 vmr [ppmv] for pressure 10.0 hPa
2.5×10⁻⁵
2.0×10⁻⁵
1.5×10⁻⁵
1.0×10⁻⁵
5.0×10⁻⁶
0
−5.0×10⁻⁶
−1.0×10⁻⁵
Daily average [see title]
00:00.00 16/10/2008
00:00.00 31/10/2008
00:00.00 15/11/2008
00:00.00 30/11/2008
00:00.00 15/12/2008
00:00.00 30/12/2008
00:00.00 14/01/2009
Time [start of day]
−90 to −80 deg
−80 to −65 deg
−65 to −20 deg
−20 to 20 deg
20 to 65 deg
65 to 80 deg
80 to 90 deg

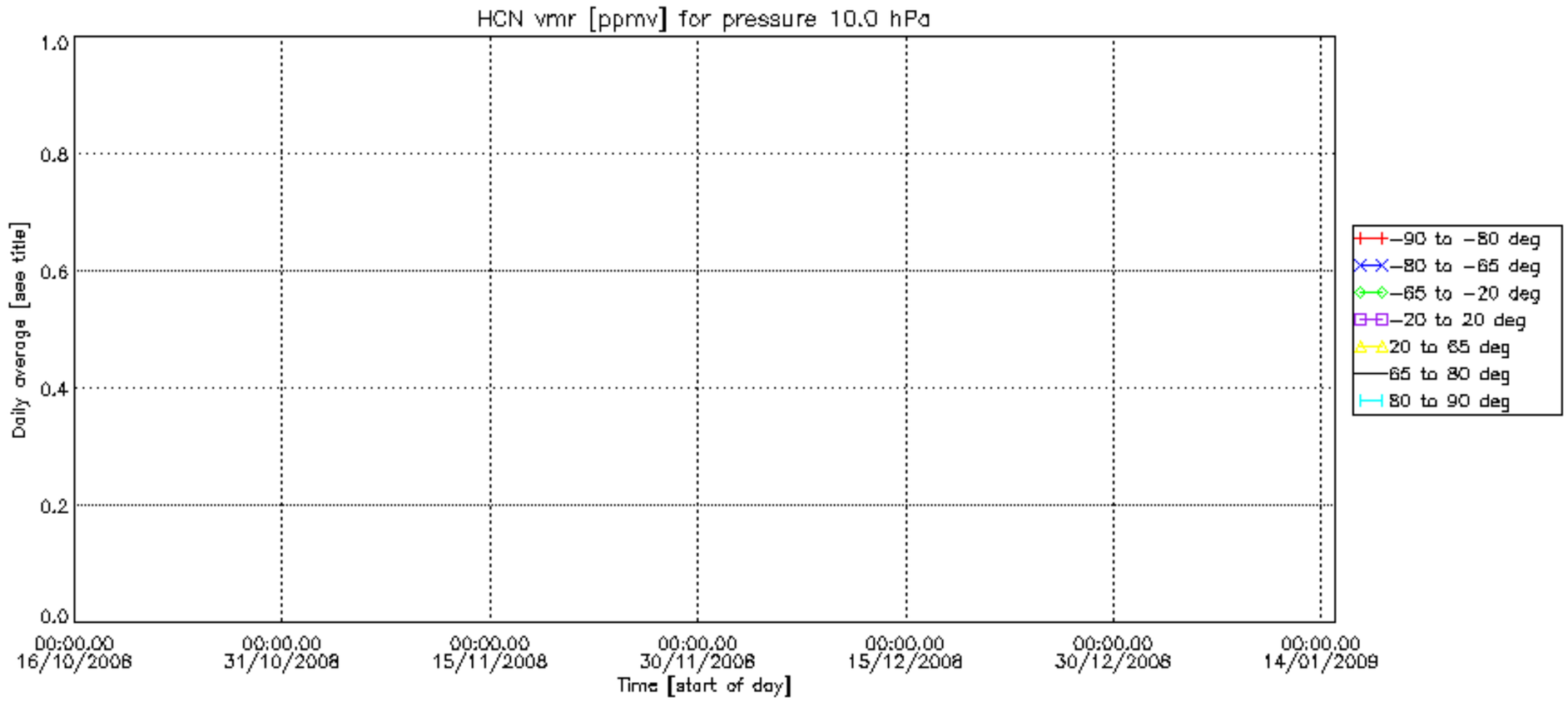
HCN vmr [ppmv] for pressure 10.0 hPa
1.0
0.8
0.6
0.4
0.2
0.0
Daily average [see title]
00:00.00 16/10/2008
00:00.00 31/10/2008
00:00.00 15/11/2008
00:00.00 30/11/2008
00:00.00 15/12/2008
00:00.00 30/12/2008
00:00.00 14/01/2009
Time [start of day]
−90 to −80 deg
−80 to −65 deg
−65 to −20 deg
−20 to 20 deg
20 to 65 deg
65 to 80 deg
80 to 90 deg

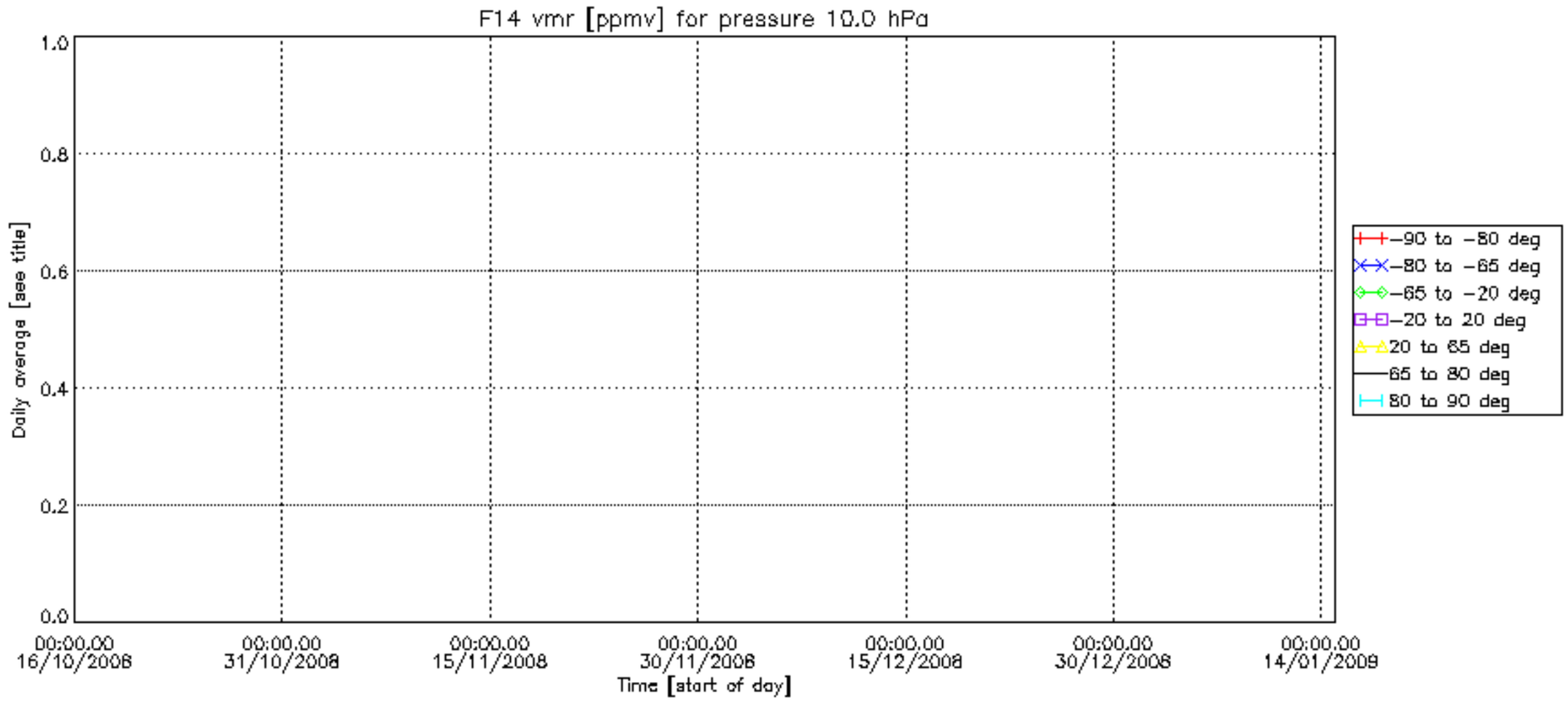
F14 vmr [ppmv] for pressure 10.0 hPa
1.0
0.8
0.6
0.4
0.2
0.0
Daily average [see title]
00:00.00 16/10/2008
00:00.00 31/10/2008
00:00.00 15/11/2008
00:00.00 30/11/2008
00:00.00 15/12/2008
00:00.00 30/12/2008
00:00.00 14/01/2009
Time [start of day]
−90 to −80 deg
−80 to −65 deg
−65 to −20 deg
−20 to 20 deg
20 to 65 deg
65 to 80 deg
80 to 90 deg

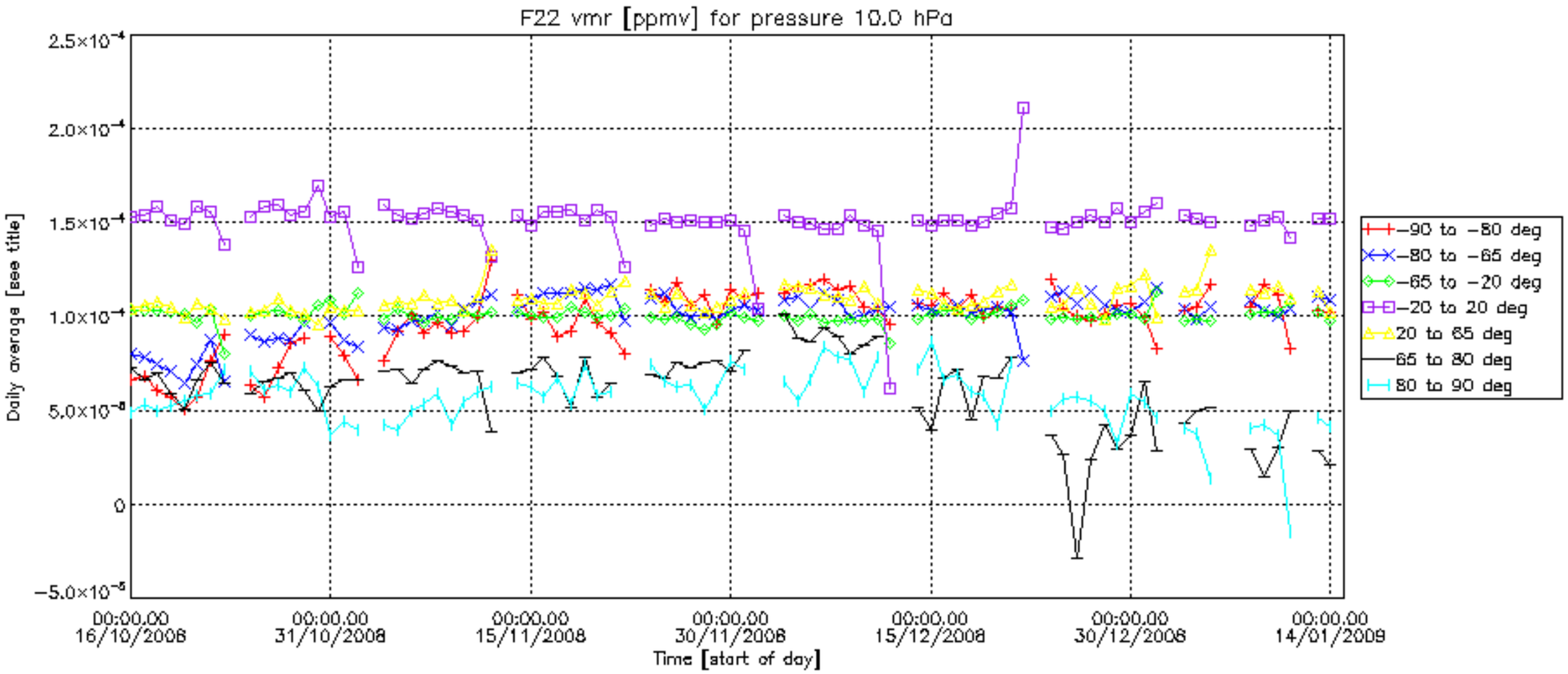
F22 vmr [ppmv] for pressure 10.0 hPa
2.5×10⁻⁴
2.0×10⁻⁴
1.5×10⁻⁴
1.0×10⁻⁴
5.0×10⁻⁵
0
−5.0×10⁻⁵
Daily average [see title]
00:00.00 16/10/2008
00:00.00 31/10/2008
00:00.00 15/11/2008
00:00.00 30/11/2008
00:00.00 15/12/2008
00:00.00 30/12/2008
00:00.00 14/01/2009
Time [start of day]
−90 to −80 deg
−80 to −65 deg
−65 to −20 deg
−20 to 20 deg
20 to 65 deg
65 to 80 deg
80 to 90 deg

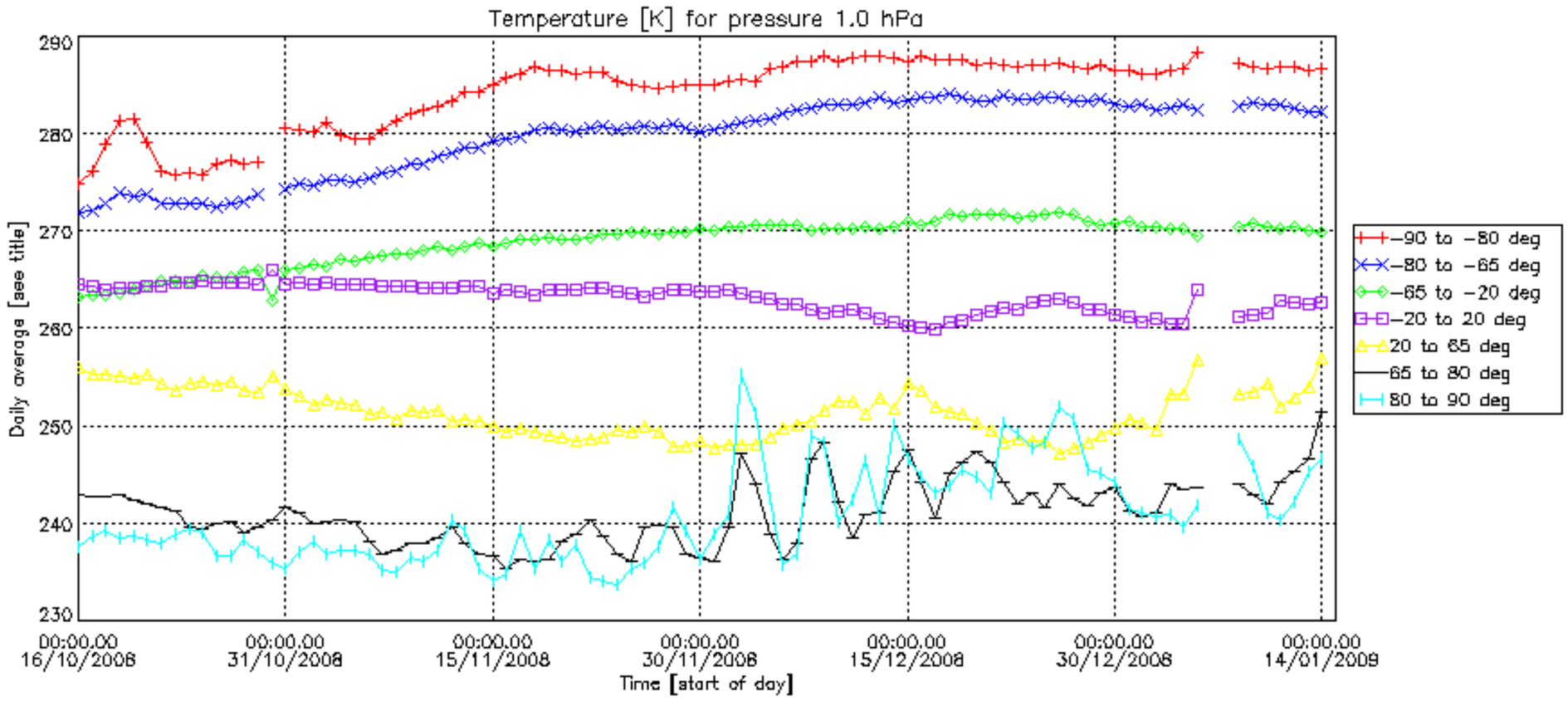
Temperature [K] for pressure 1.0 hPa
Daily average [see title]
290
280
270
260
250
240
230
00:00.00 16/10/2008
00:00.00 31/10/2008
00:00.00 15/11/2008
00:00.00 30/11/2008
00:00.00 15/12/2008
00:00.00 30/12/2008
00:00.00 14/01/2009
Time [start of day]
−90 to −80 deg
−80 to −65 deg
−65 to −20 deg
−20 to 20 deg
20 to 65 deg
65 to 80 deg
80 to 90 deg

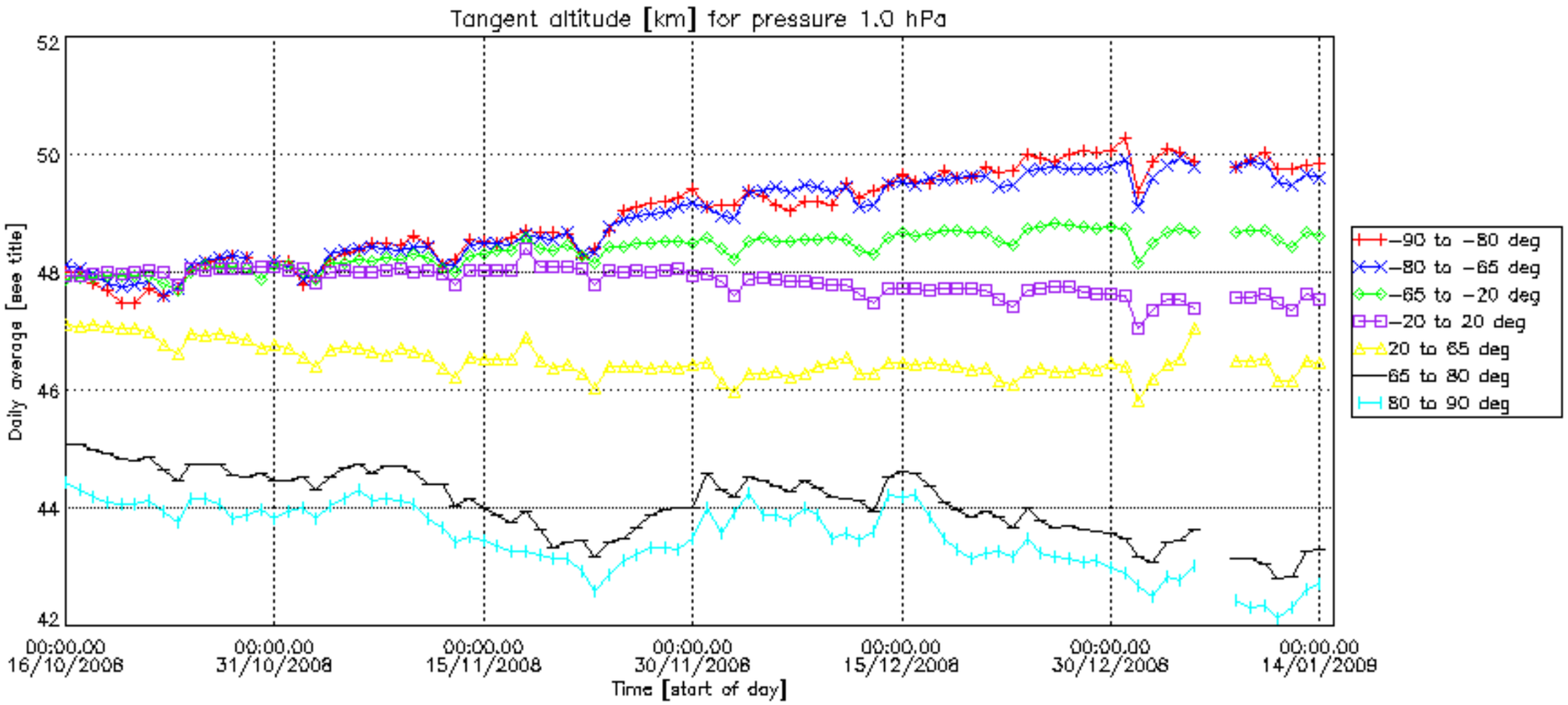
Tangent altitude [km] for pressure 1.0 hPa
52
50
48
46
44
42
Daily average [see title]
00:00.00 16/10/2008
00:00.00 31/10/2008
00:00.00 15/11/2008
00:00.00 30/11/2008
00:00.00 15/12/2008
00:00.00 30/12/2008
00:00.00 14/01/2009
Time [start of day]
−90 to −80 deg
−80 to −65 deg
−65 to −20 deg
−20 to 20 deg
20 to 65 deg
65 to 80 deg
80 to 90 deg

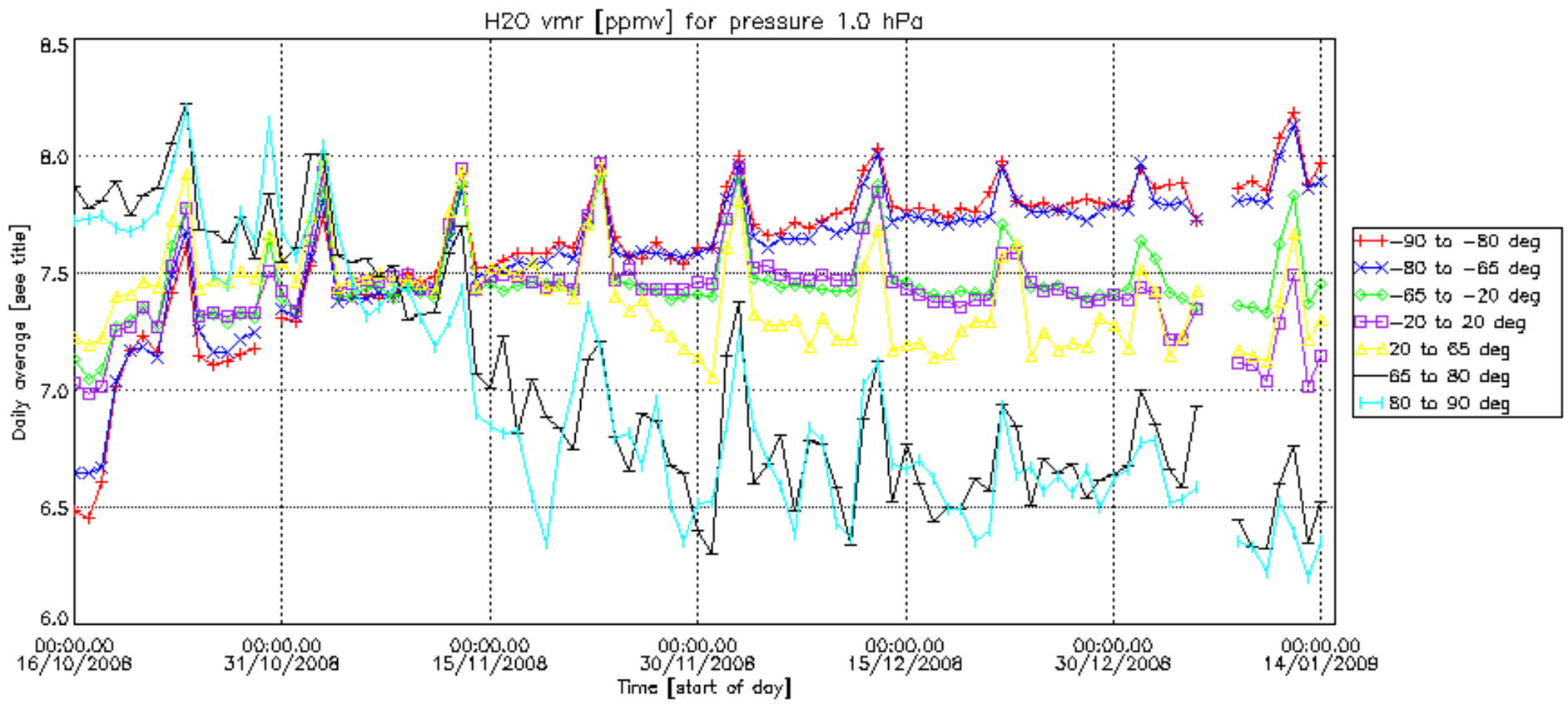
H2O vmr [ppmv] for pressure 1.0 hPa
Daily average [see title]
8.5
8.0
7.5
7.0
6.5
6.0
00:00.00 16/10/2008
00:00.00 31/10/2008
00:00.00 15/11/2008
00:00.00 30/11/2008
00:00.00 15/12/2008
00:00.00 30/12/2008
00:00.00 14/01/2009
Time [start of day]
-90 to -80 deg
-80 to -65 deg
-65 to -20 deg
-20 to 20 deg
20 to 65 deg
65 to 80 deg
80 to 90 deg

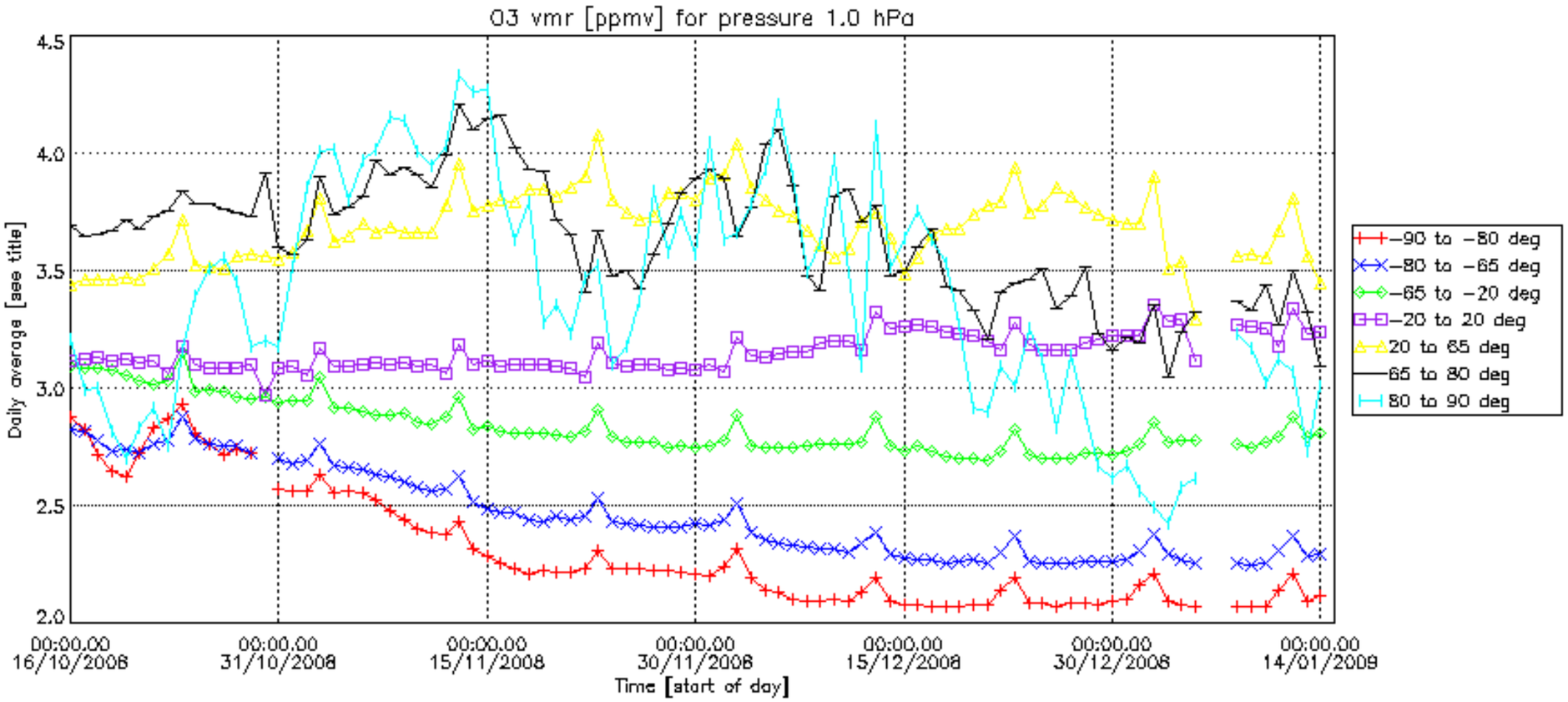
O3 vmr [ppmv] for pressure 1.0 hPa
Daily average [see title]
4.5
4.0
3.5
3.0
2.5
2.0
00:00.00 16/10/2008
00:00.00 31/10/2008
00:00.00 15/11/2008
00:00.00 30/11/2008
00:00.00 15/12/2008
00:00.00 30/12/2008
00:00.00 14/01/2009
Time [start of day]
-90 to -80 deg
-80 to -65 deg
-65 to -20 deg
-20 to 20 deg
20 to 65 deg
65 to 80 deg
80 to 90 deg

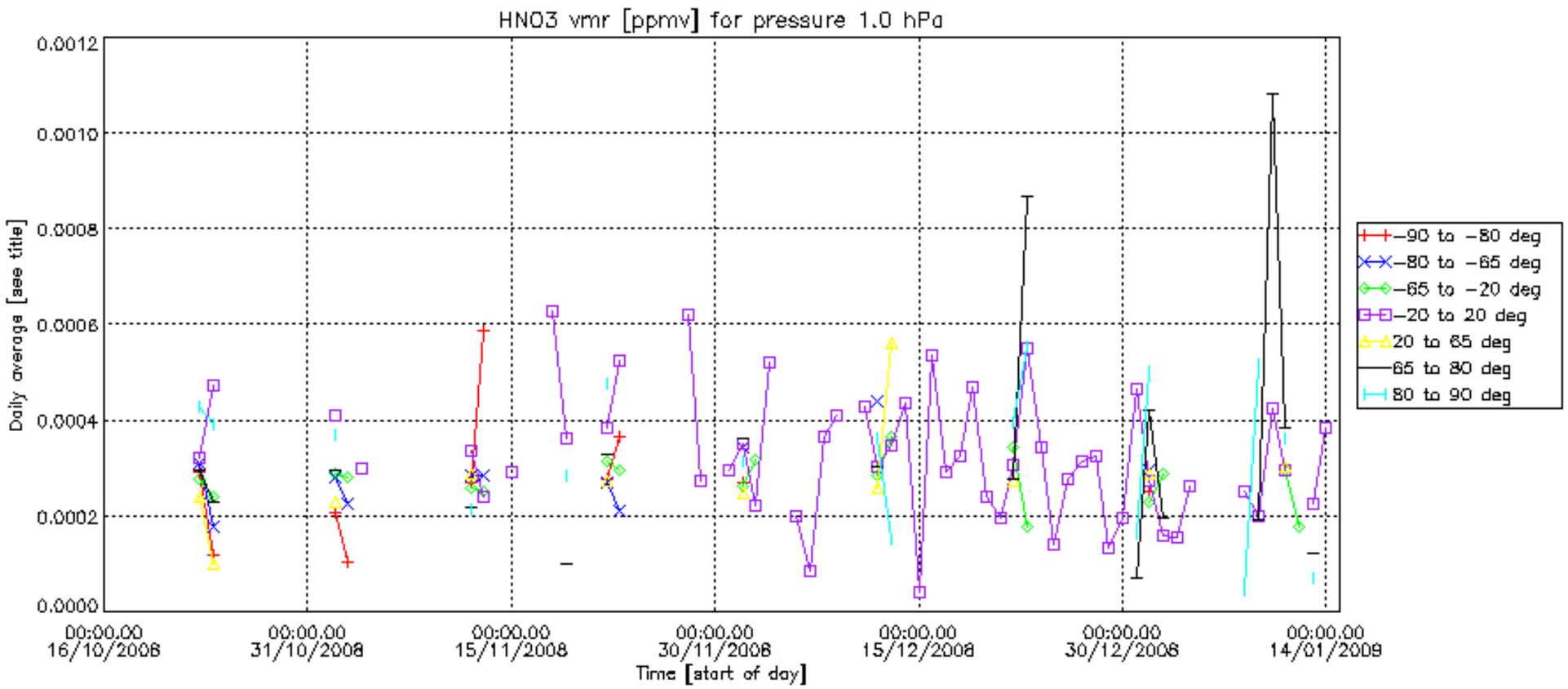
HNO3 vmr [ppmv] for pressure 1.0 hPa
Daily average [see title]
0.0012
0.0010
0.0008
0.0006
0.0004
0.0002
0.0000
00:00.00 16/10/2008
00:00.00 31/10/2008
00:00.00 15/11/2008
00:00.00 30/11/2008
00:00.00 15/12/2008
00:00.00 30/12/2008
00:00.00 14/01/2009
Time [start of day]
-90 to -80 deg
-80 to -65 deg
-65 to -20 deg
-20 to 20 deg
20 to 65 deg
65 to 80 deg
80 to 90 deg

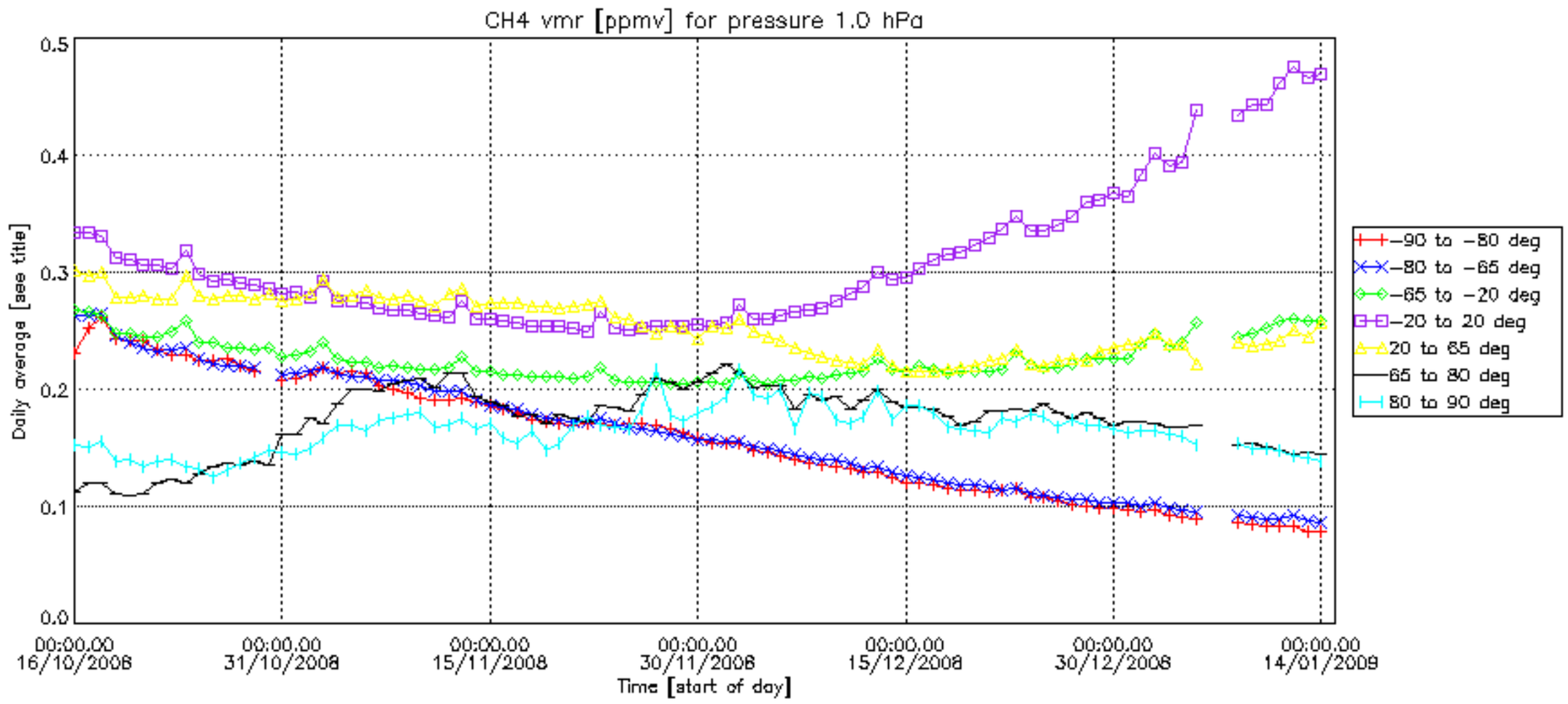
CH4 vmr [ppmv] for pressure 1.0 hPa
Daily average [see title]
0.5
0.4
0.3
0.2
0.1
0.0
00:00.00 16/10/2008
00:00.00 31/10/2008
00:00.00 15/11/2008
00:00.00 30/11/2008
00:00.00 15/12/2008
00:00.00 30/12/2008
00:00.00 14/01/2009
Time [start of day]
-90 to -80 deg
-80 to -65 deg
-65 to -20 deg
-20 to 20 deg
20 to 65 deg
65 to 80 deg
80 to 90 deg

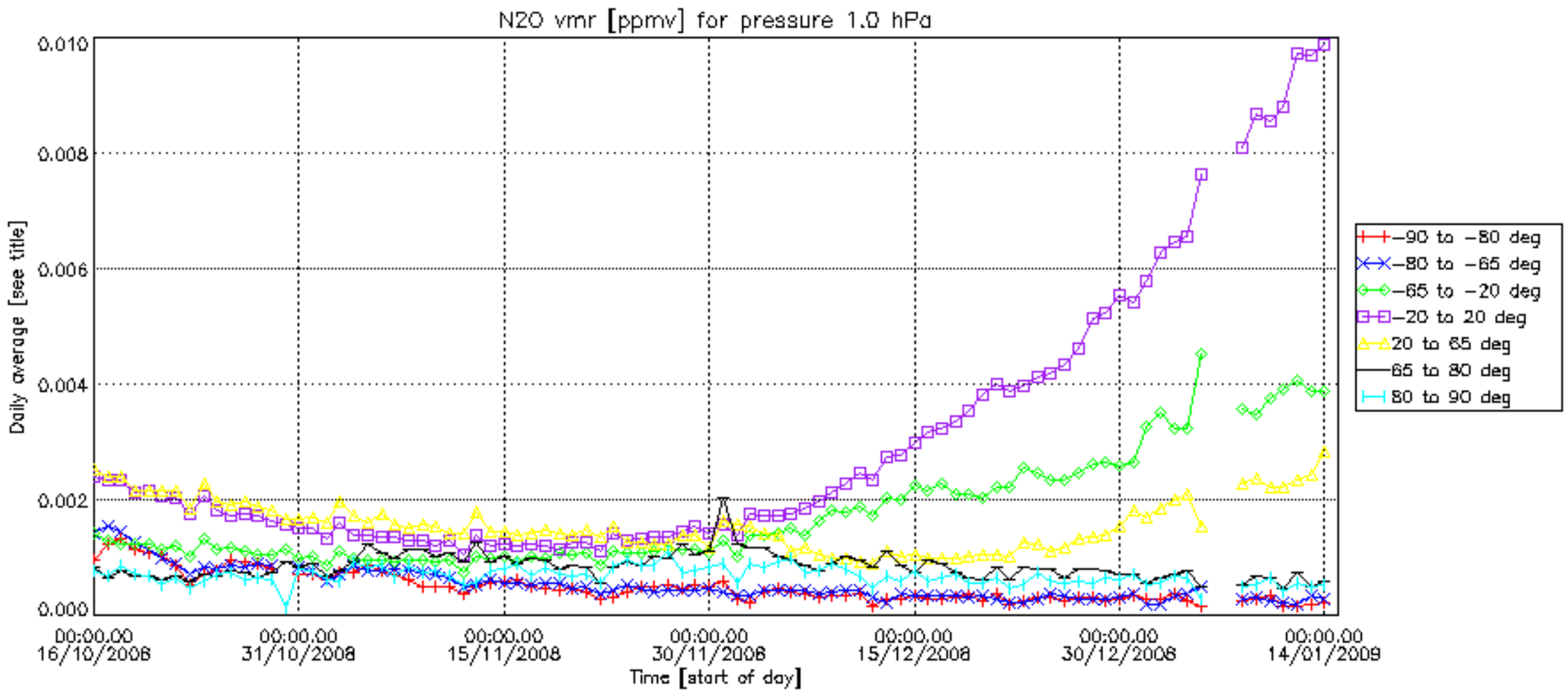
N2O vmr [ppmv] for pressure 1.0 hPa
Daily average [see title]
0.010
0.008
0.006
0.004
0.002
0.000
00:00.00 16/10/2008
00:00.00 31/10/2008
00:00.00 15/11/2008
00:00.00 30/11/2008
00:00.00 15/12/2008
00:00.00 30/12/2008
00:00.00 14/01/2009
Time [start of day]
-90 to -80 deg
-80 to -65 deg
-65 to -20 deg
-20 to 20 deg
20 to 65 deg
65 to 80 deg
80 to 90 deg

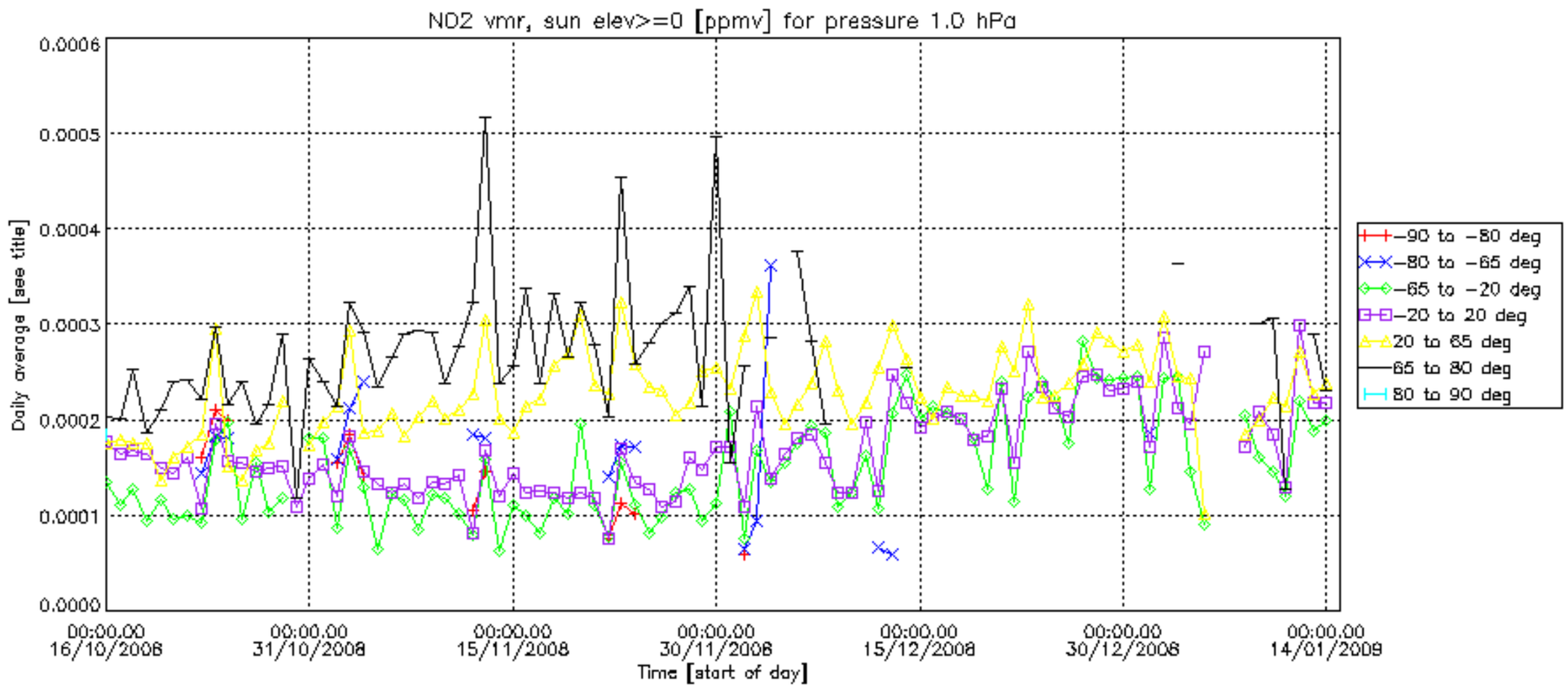
NO2 vmr, sun elev>=0 [ppmv] for pressure 1.0 hPa
Daily average [see title]
0.0006
0.0005
0.0004
0.0003
0.0002
0.0001
0.0000
00:00.00 16/10/2008
00:00.00 31/10/2008
00:00.00 15/11/2008
00:00.00 30/11/2008
00:00.00 15/12/2008
00:00.00 30/12/2008
00:00.00 14/01/2009
Time [start of day]
-90 to -80 deg
-80 to -65 deg
-65 to -20 deg
-20 to 20 deg
20 to 65 deg
65 to 80 deg
80 to 90 deg

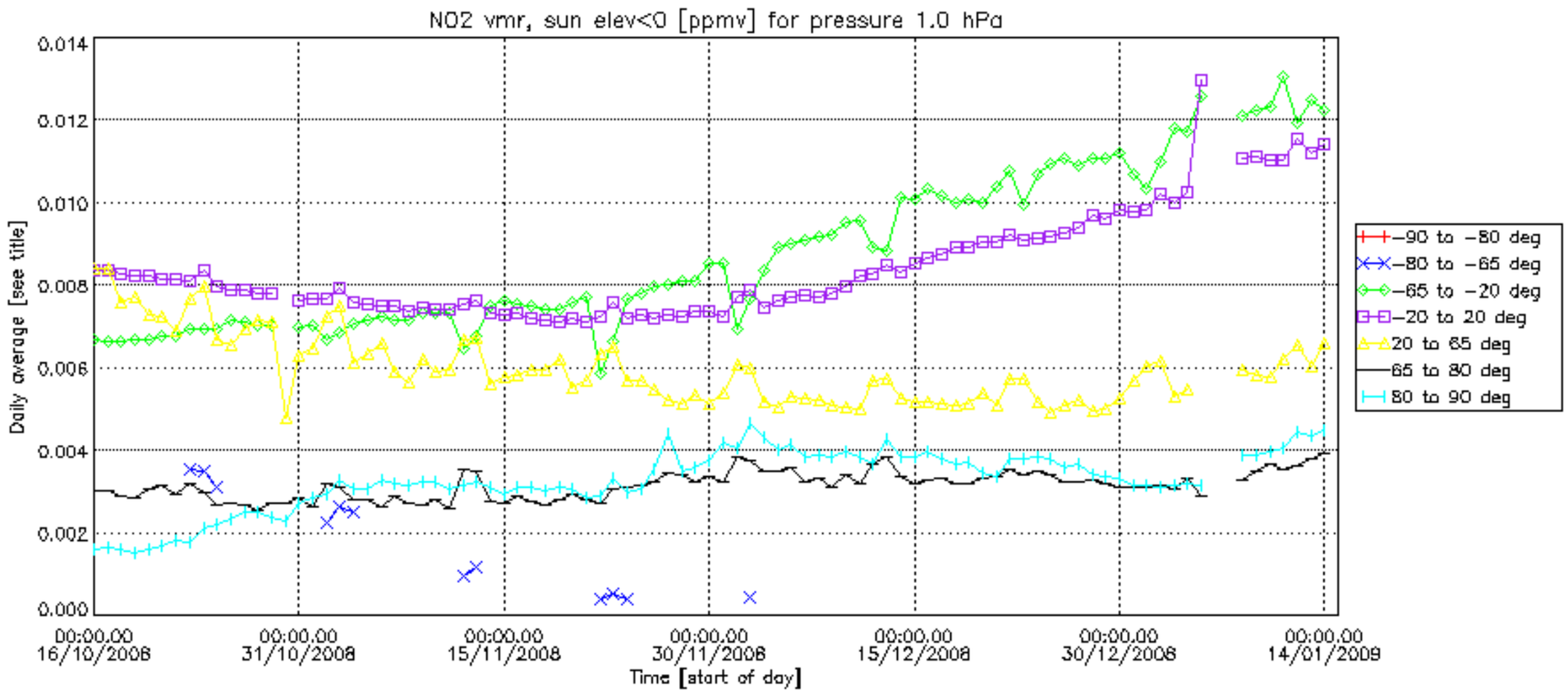
NO2 vmr, sun elev<0 [ppmv] for pressure 1.0 hPa
Daily average [see title]
0.014
0.012
0.010
0.008
0.006
0.004
0.002
0.000
00:00.00 16/10/2008
00:00.00 31/10/2008
00:00.00 15/11/2008
00:00.00 30/11/2008
00:00.00 15/12/2008
00:00.00 30/12/2008
00:00.00 14/01/2009
Time [start of day]
-90 to -80 deg
-80 to -65 deg
-65 to -20 deg
-20 to 20 deg
20 to 65 deg
65 to 80 deg
80 to 90 deg

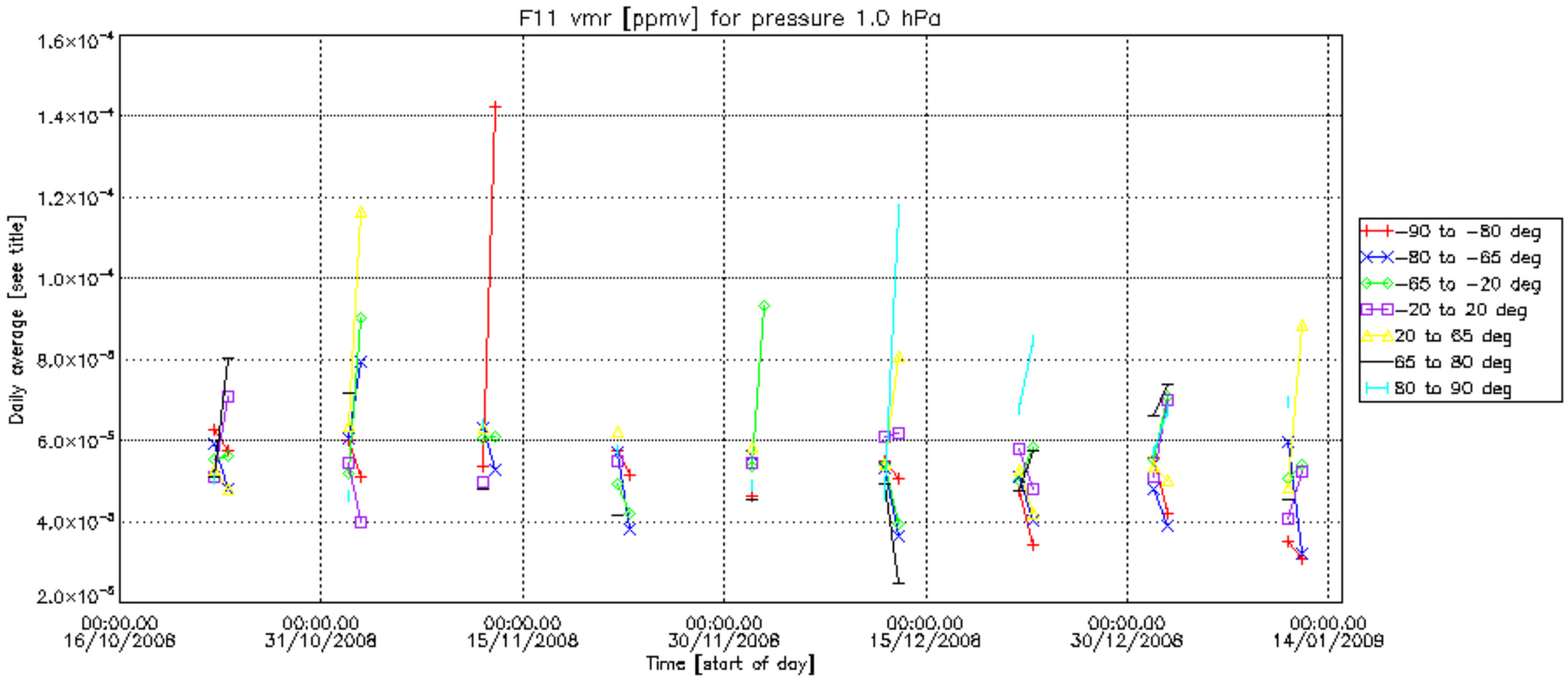
F11 vmr [ppmv] for pressure 1.0 hPa
Daily average [see title]
1.6×10⁻⁴
1.4×10⁻⁴
1.2×10⁻⁴
1.0×10⁻⁴
8.0×10⁻⁵
6.0×10⁻⁵
4.0×10⁻⁵
2.0×10⁻⁵
00:00.00 16/10/2008
00:00.00 31/10/2008
00:00.00 15/11/2008
00:00.00 30/11/2008
00:00.00 15/12/2008
00:00.00 30/12/2008
00:00.00 14/01/2009
Time [start of day]
−90 to −80 deg
−80 to −65 deg
−65 to −20 deg
−20 to 20 deg
20 to 65 deg
65 to 80 deg
80 to 90 deg

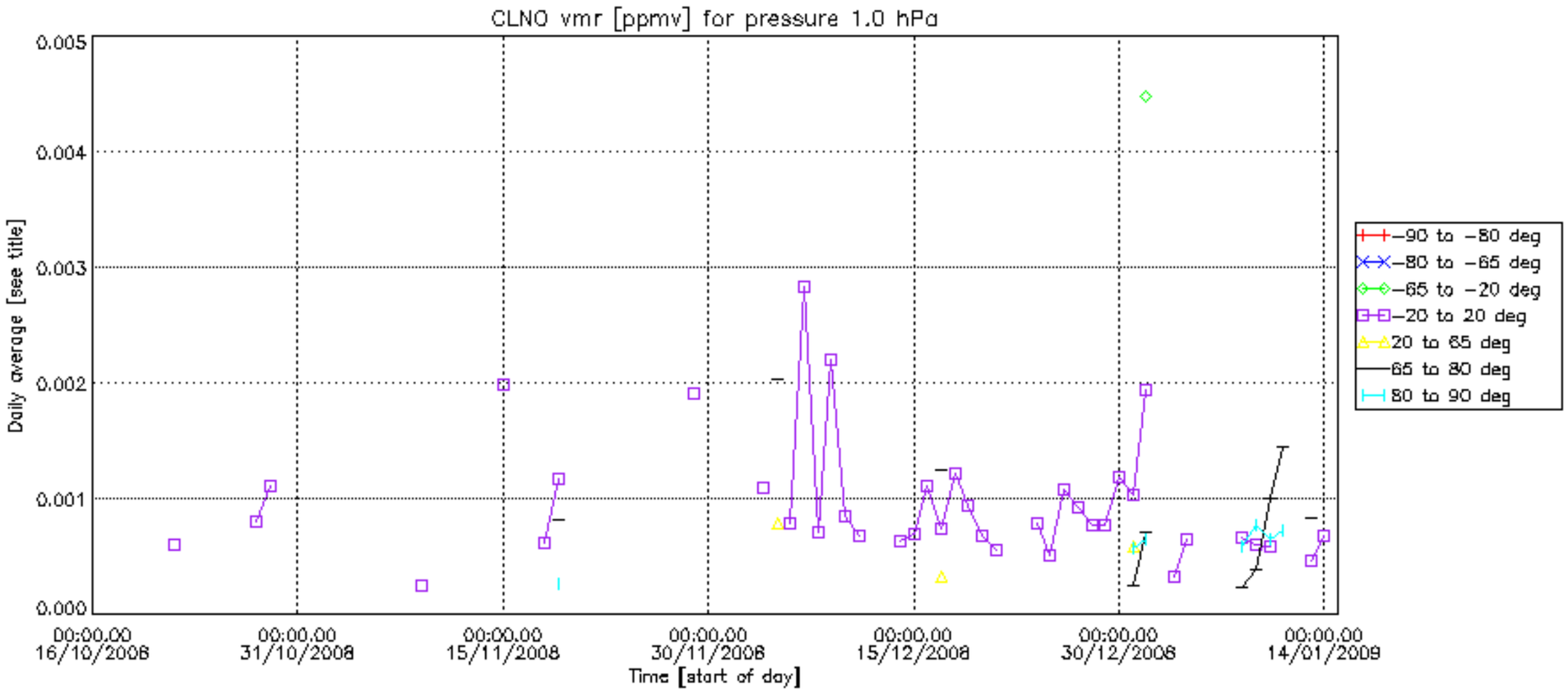
CLNO vmr [ppmv] for pressure 1.0 hPa
Daily average [see title]
0.005
0.004
0.003
0.002
0.001
0.000
00:00.00 16/10/2008
00:00.00 31/10/2008
00:00.00 15/11/2008
00:00.00 30/11/2008
00:00.00 15/12/2008
00:00.00 30/12/2008
00:00.00 14/01/2009
Time [start of day]
-90 to -80 deg
-80 to -65 deg
-65 to -20 deg
-20 to 20 deg
20 to 65 deg
65 to 80 deg
80 to 90 deg

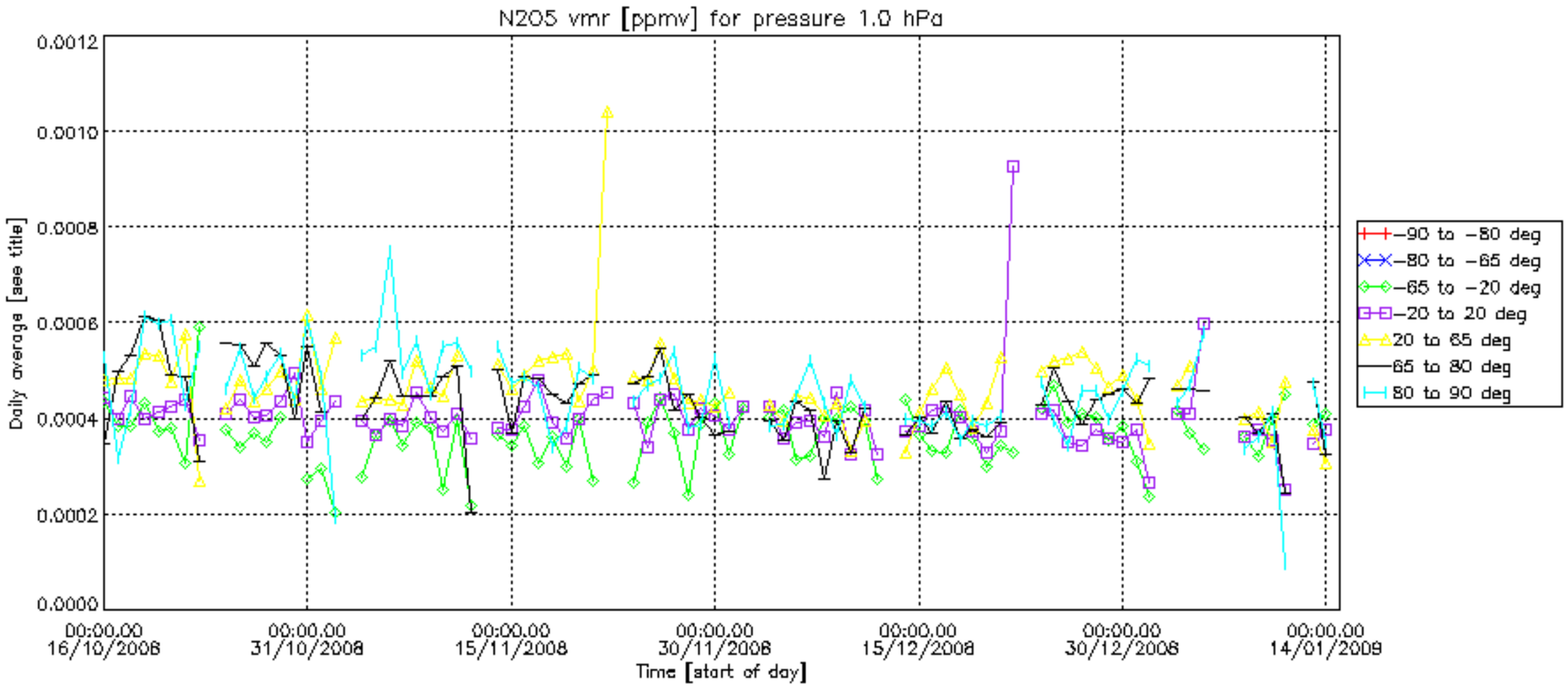
N2O5 vmr [ppmv] for pressure 1.0 hPa
Daily average [see title]
0.0012
0.0010
0.0008
0.0006
0.0004
0.0002
0.0000
00:00.00 16/10/2008
00:00.00 31/10/2008
00:00.00 15/11/2008
00:00.00 30/11/2008
00:00.00 15/12/2008
00:00.00 30/12/2008
00:00.00 14/01/2009
Time [start of day]
−90 to −80 deg
−80 to −65 deg
−65 to −20 deg
−20 to 20 deg
20 to 65 deg
65 to 80 deg
80 to 90 deg

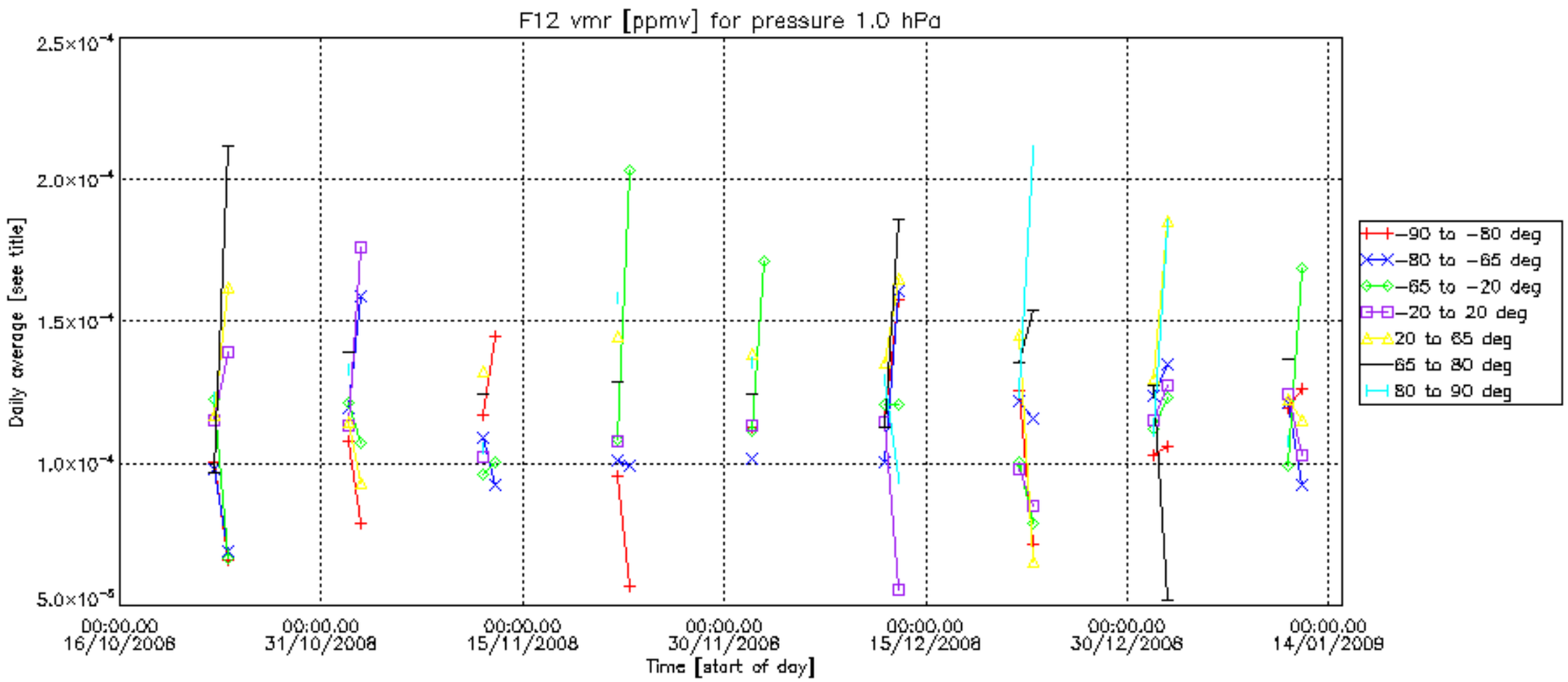
F12 vmr [ppmv] for pressure 1.0 hPa
2.5×10⁻⁴
2.0×10⁻⁴
1.5×10⁻⁴
1.0×10⁻⁴
5.0×10⁻⁵
Daily average [see title]
00:00.00 16/10/2008
00:00.00 31/10/2008
00:00.00 15/11/2008
00:00.00 30/11/2008
00:00.00 15/12/2008
00:00.00 30/12/2008
00:00.00 14/01/2009
Time [start of day]
−90 to −80 deg
−80 to −65 deg
−65 to −20 deg
−20 to 20 deg
20 to 65 deg
65 to 80 deg
80 to 90 deg

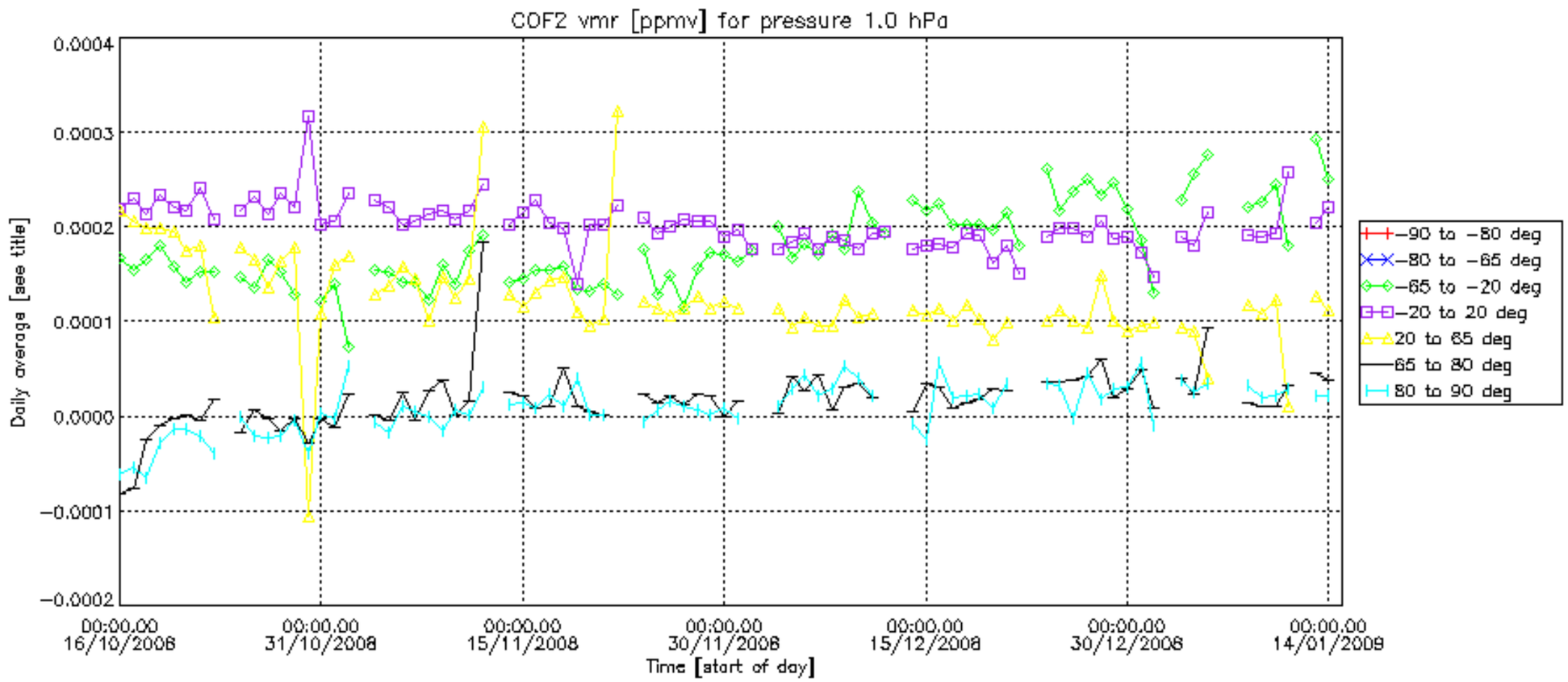
COF2 vmr [ppmv] for pressure 1.0 hPa
0.0004
0.0003
0.0002
0.0001
0.0000
−0.0001
−0.0002
Daily average [see title]
00:00.00 16/10/2008
00:00.00 31/10/2008
00:00.00 15/11/2008
00:00.00 30/11/2008
00:00.00 15/12/2008
00:00.00 30/12/2008
00:00.00 14/01/2009
Time [start of day]
−90 to −80 deg
−80 to −65 deg
−65 to −20 deg
−20 to 20 deg
20 to 65 deg
65 to 80 deg
80 to 90 deg

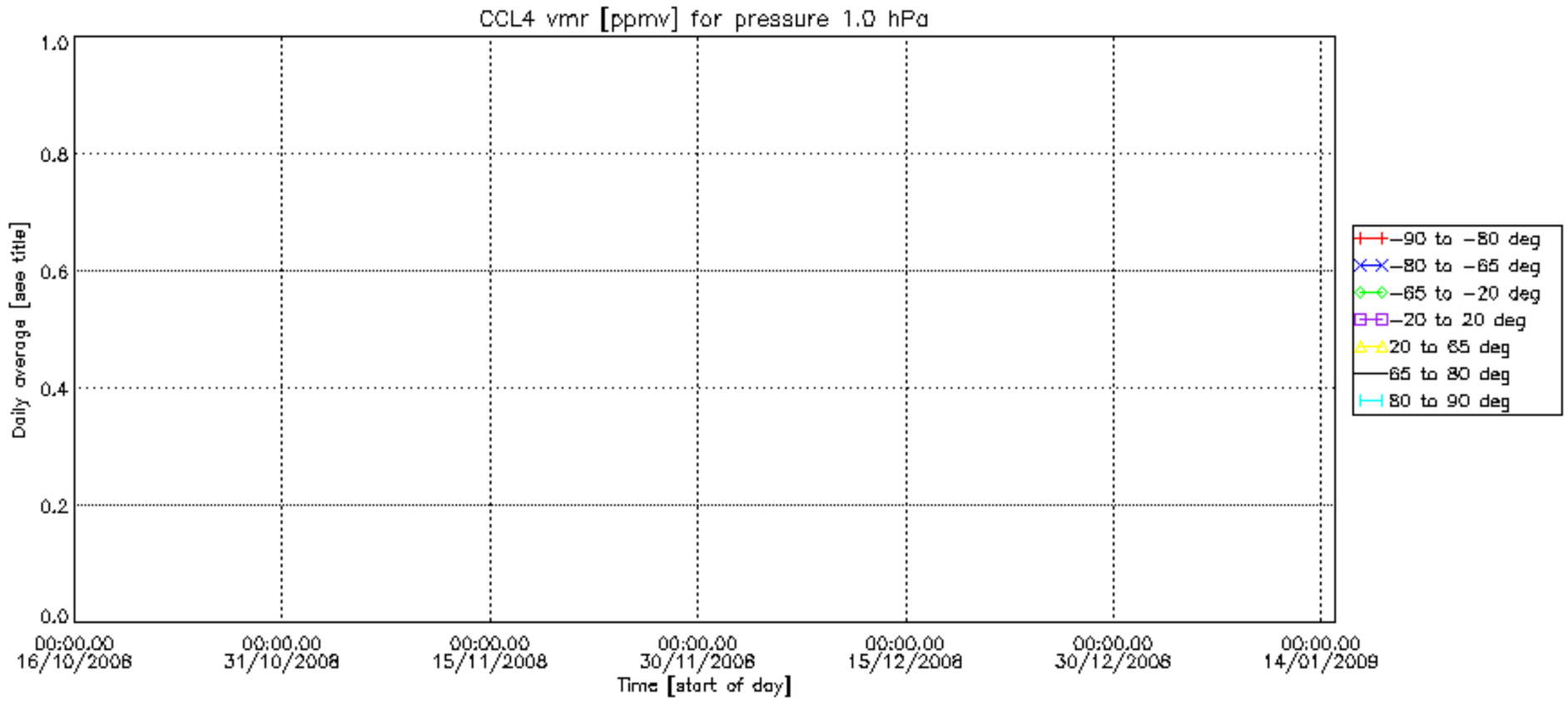
CCL4 vmr [ppmv] for pressure 1.0 hPa
Daily average [see title]
1.0
0.8
0.6
0.4
0.2
0.0
00:00.00 16/10/2008
00:00.00 31/10/2008
00:00.00 15/11/2008
00:00.00 30/11/2008
00:00.00 15/12/2008
00:00.00 30/12/2008
00:00.00 14/01/2009
Time [start of day]
-90 to -80 deg
-80 to -65 deg
-65 to -20 deg
-20 to 20 deg
20 to 65 deg
65 to 80 deg
80 to 90 deg

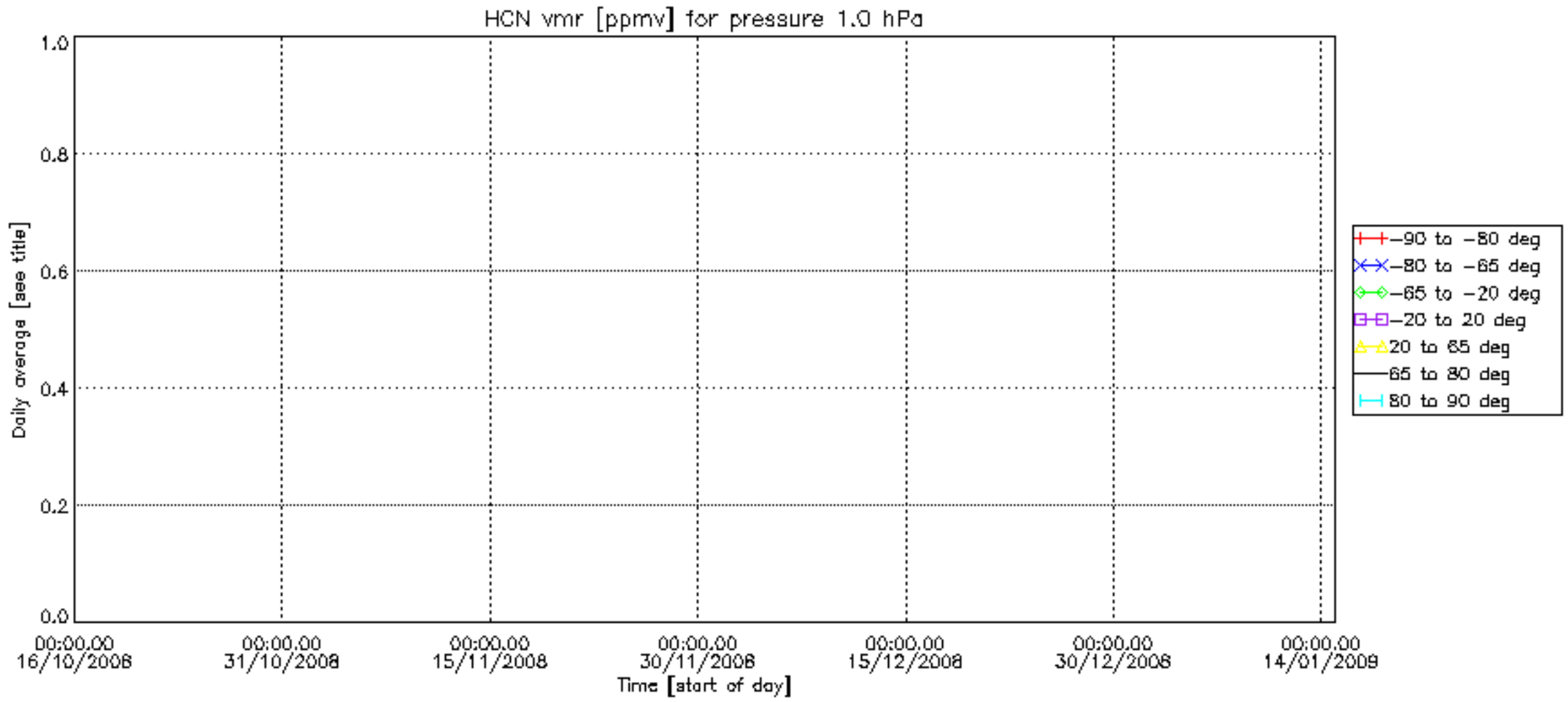
HCN vmr [ppmv] for pressure 1.0 hPa
1.0
0.8
0.6
0.4
0.2
0.0
Daily average [see title]
00:00.00 16/10/2008
00:00.00 31/10/2008
00:00.00 15/11/2008
00:00.00 30/11/2008
00:00.00 15/12/2008
00:00.00 30/12/2008
00:00.00 14/01/2009
Time [start of day]
−90 to −80 deg
−80 to −65 deg
−65 to −20 deg
−20 to 20 deg
20 to 65 deg
65 to 80 deg
80 to 90 deg

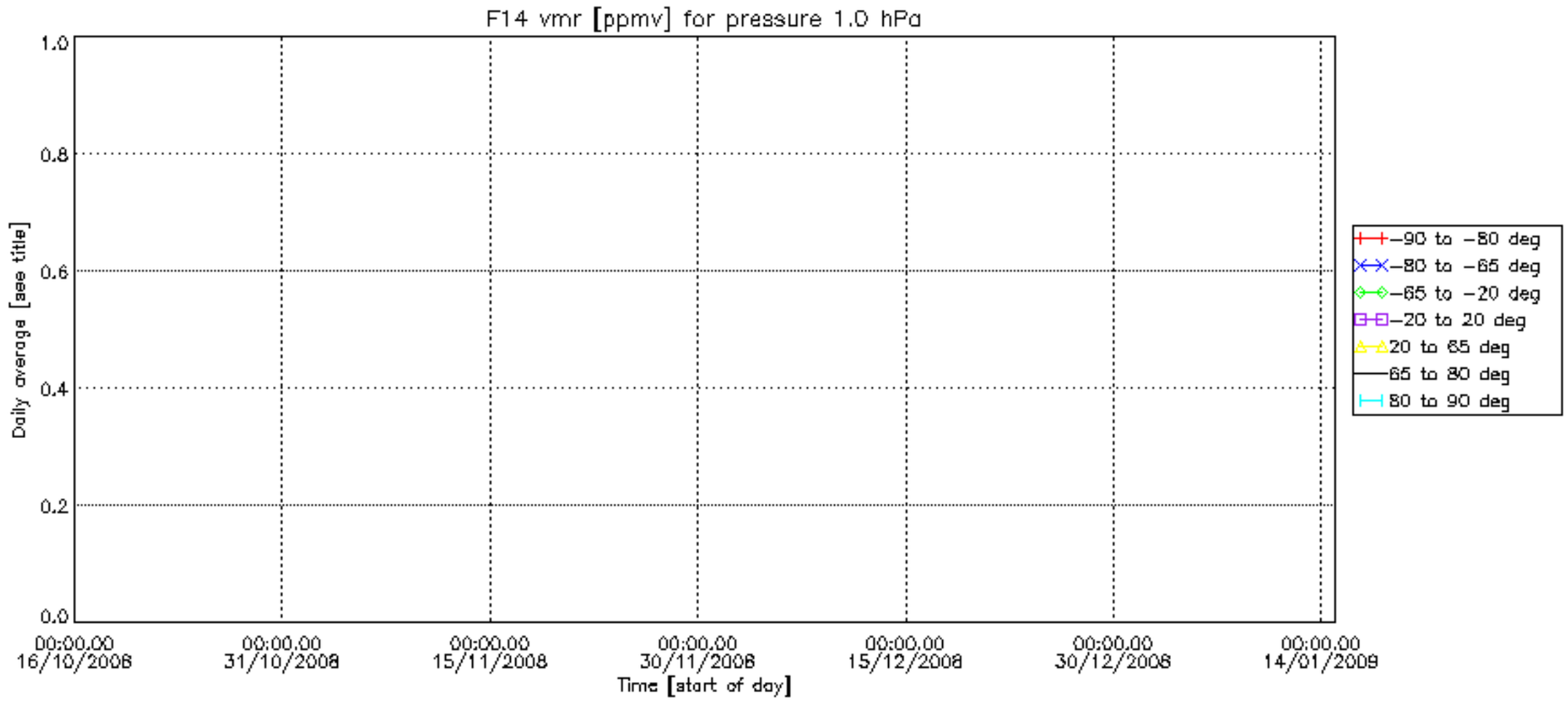
F14 vmr [ppmv] for pressure 1.0 hPa
1.0
0.8
0.6
0.4
0.2
0.0
Daily average [see title]
00:00.00 16/10/2008
00:00.00 31/10/2008
00:00.00 15/11/2008
00:00.00 30/11/2008
00:00.00 15/12/2008
00:00.00 30/12/2008
00:00.00 14/01/2009
Time [start of day]
−90 to −80 deg
−80 to −65 deg
−65 to −20 deg
−20 to 20 deg
20 to 65 deg
65 to 80 deg
80 to 90 deg

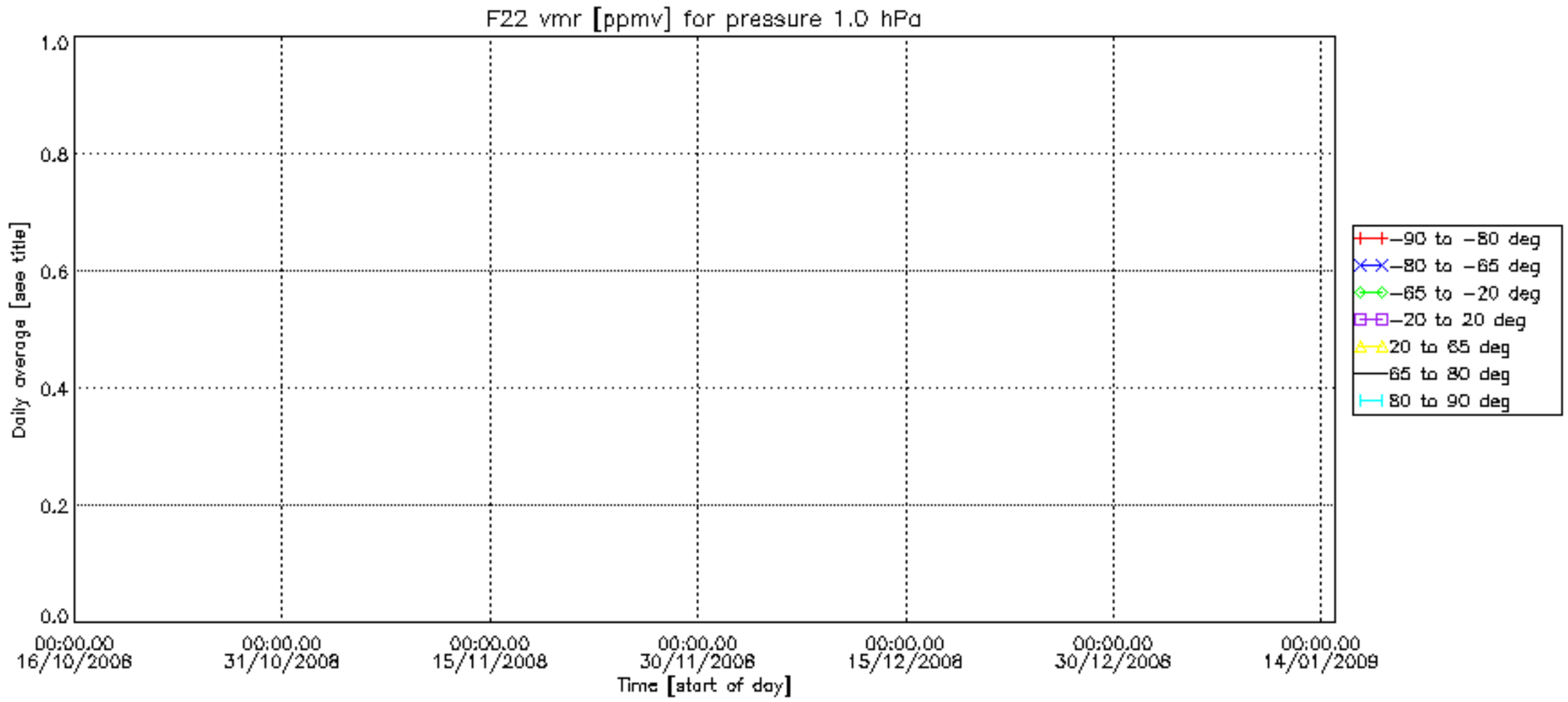
F22 vmr [ppmv] for pressure 1.0 hPa
Daily average [see title]
1.0
0.8
0.6
0.4
0.2
0.0
00:00.00 16/10/2008
00:00.00 31/10/2008
00:00.00 15/11/2008
00:00.00 30/11/2008
00:00.00 15/12/2008
00:00.00 30/12/2008
00:00.00 14/01/2009
Time [start of day]
−90 to −80 deg
−80 to −65 deg
−65 to −20 deg
−20 to 20 deg
20 to 65 deg
65 to 80 deg
80 to 90 deg

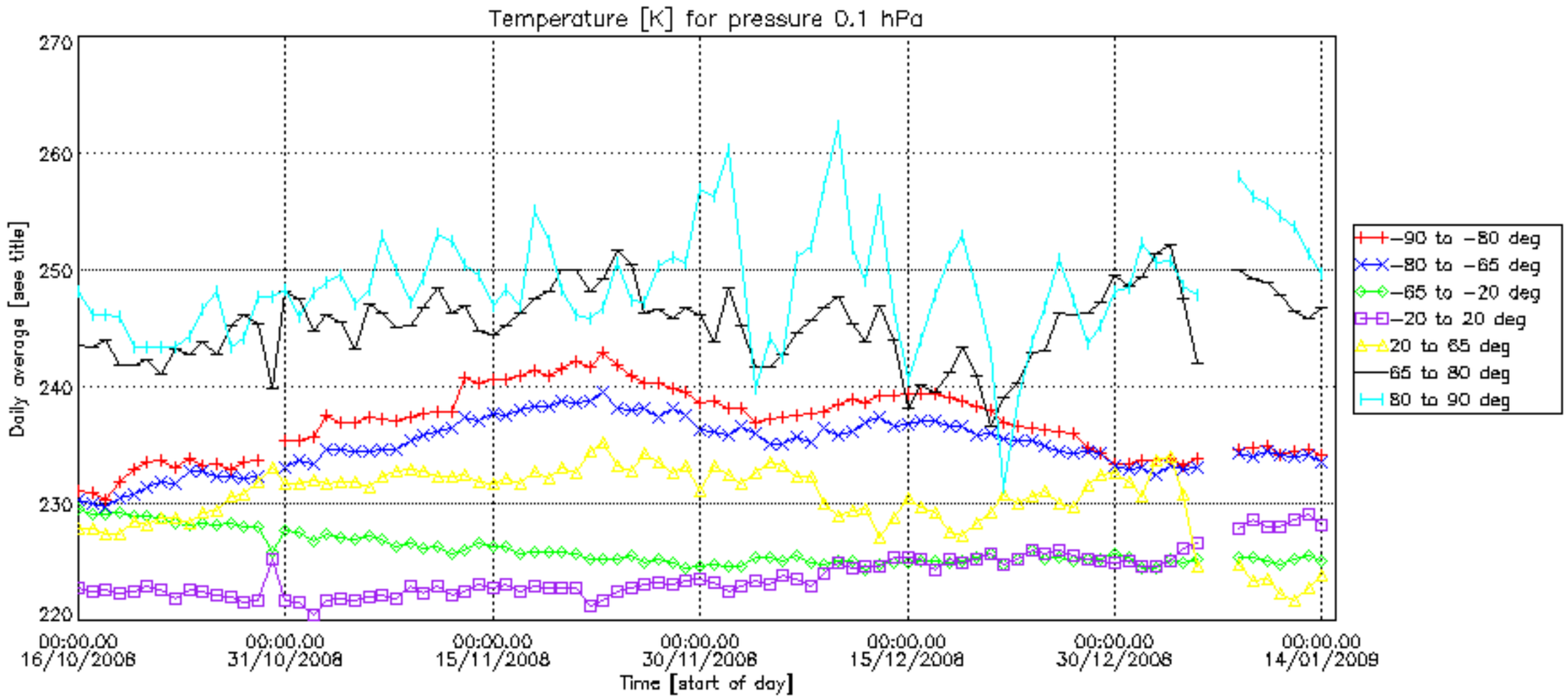
Temperature [K] for pressure 0.1 hPa
Daily average [see title]
270
260
250
240
230
220
00:00.00 16/10/2008
00:00.00 31/10/2008
00:00.00 15/11/2008
00:00.00 30/11/2008
00:00.00 15/12/2008
00:00.00 30/12/2008
00:00.00 14/01/2009
Time [start of day]
-90 to -80 deg
-80 to -65 deg
-65 to -20 deg
-20 to 20 deg
20 to 65 deg
65 to 80 deg
80 to 90 deg

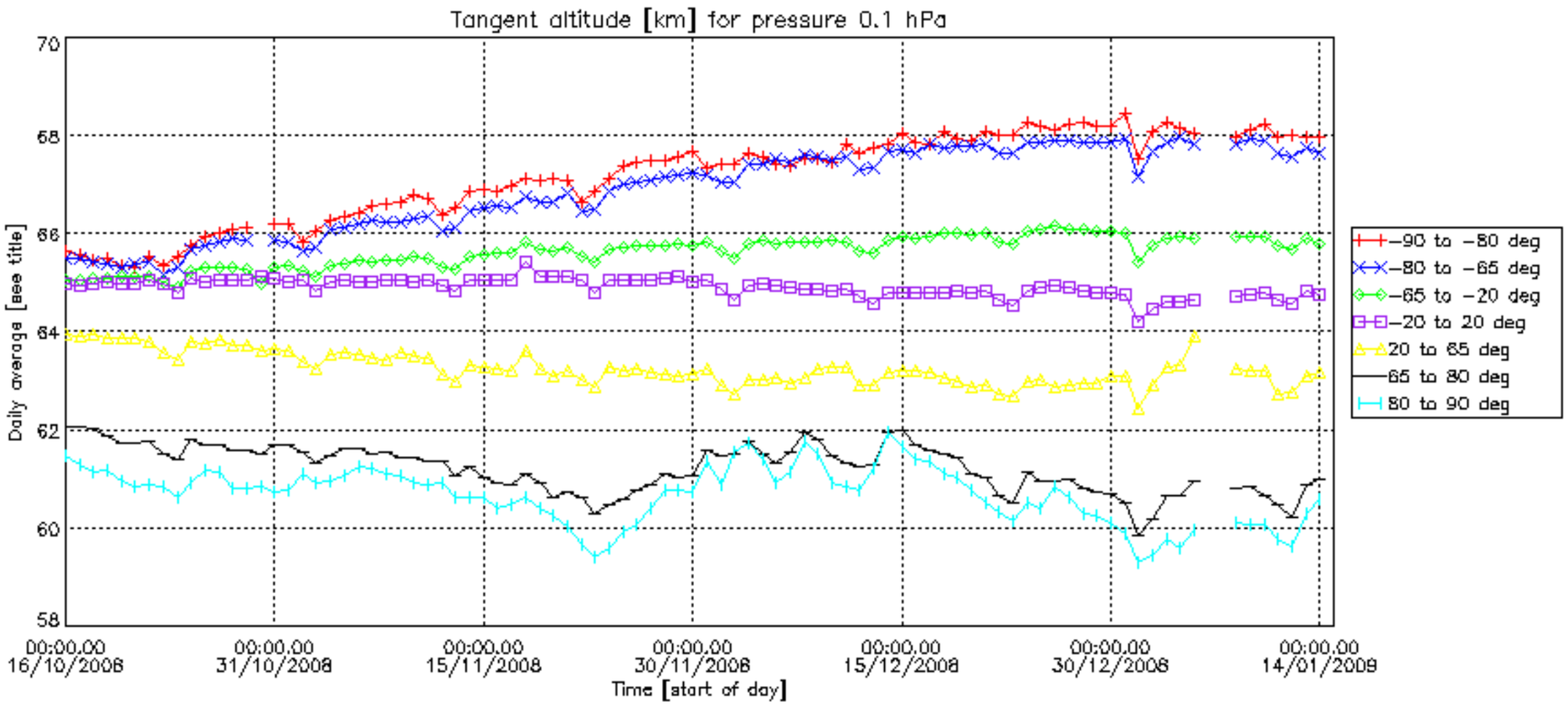
Tangent altitude [km] for pressure 0.1 hPa
70
68
66
64
62
60
58
Daily average [see title]
00:00.00 16/10/2008
00:00.00 31/10/2008
00:00.00 15/11/2008
00:00.00 30/11/2008
00:00.00 15/12/2008
00:00.00 30/12/2008
00:00.00 14/01/2009
Time [start of day]
-90 to -80 deg
-80 to -65 deg
-65 to -20 deg
-20 to 20 deg
20 to 65 deg
65 to 80 deg
80 to 90 deg

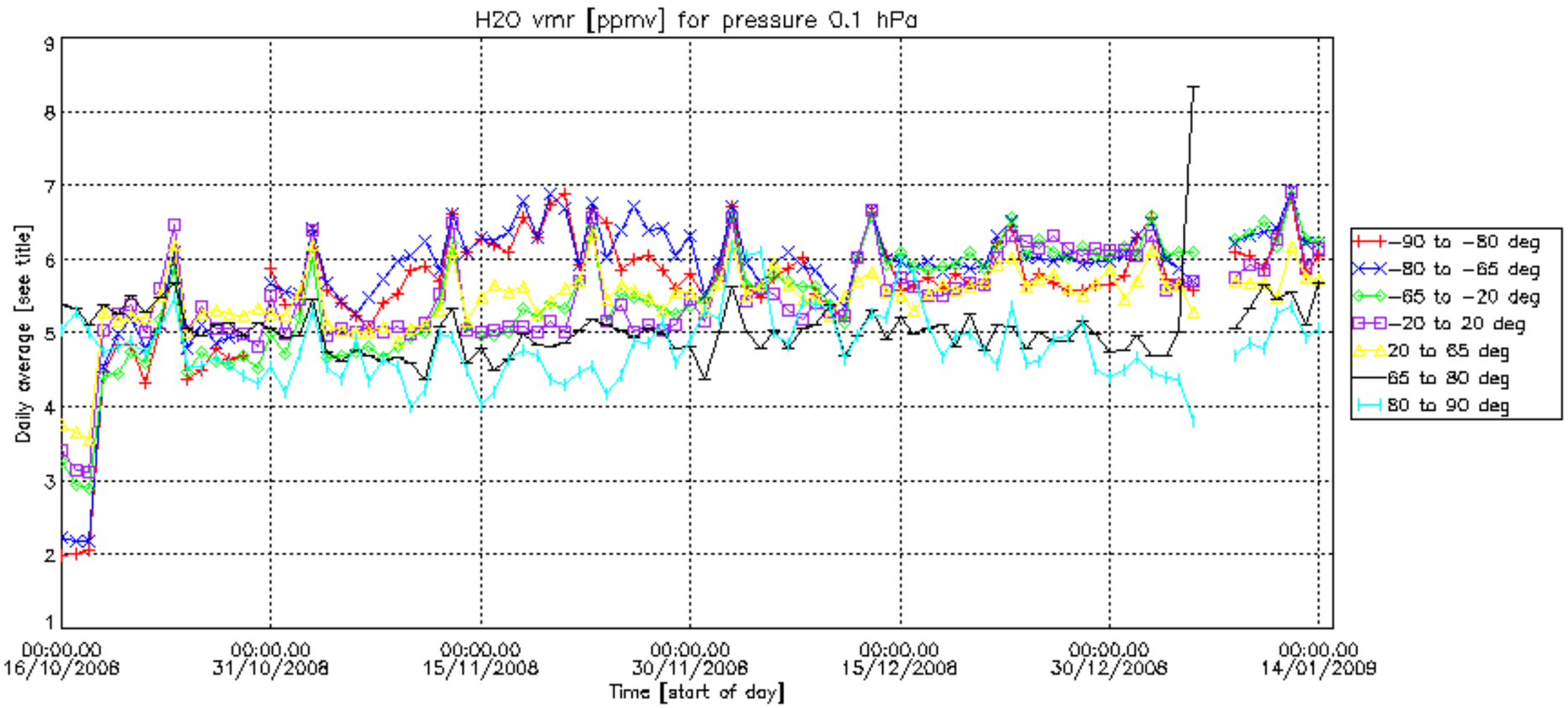
H2O vmr [ppmv] for pressure 0.1 hPa
Daily average [see title]
Time [start of day]
00:00.00 16/10/2008
00:00.00 31/10/2008
00:00.00 15/11/2008
00:00.00 30/11/2008
00:00.00 15/12/2008
00:00.00 30/12/2008
00:00.00 14/01/2009
−90 to −80 deg
−80 to −65 deg
−65 to −20 deg
−20 to 20 deg
20 to 65 deg
65 to 80 deg
80 to 90 deg

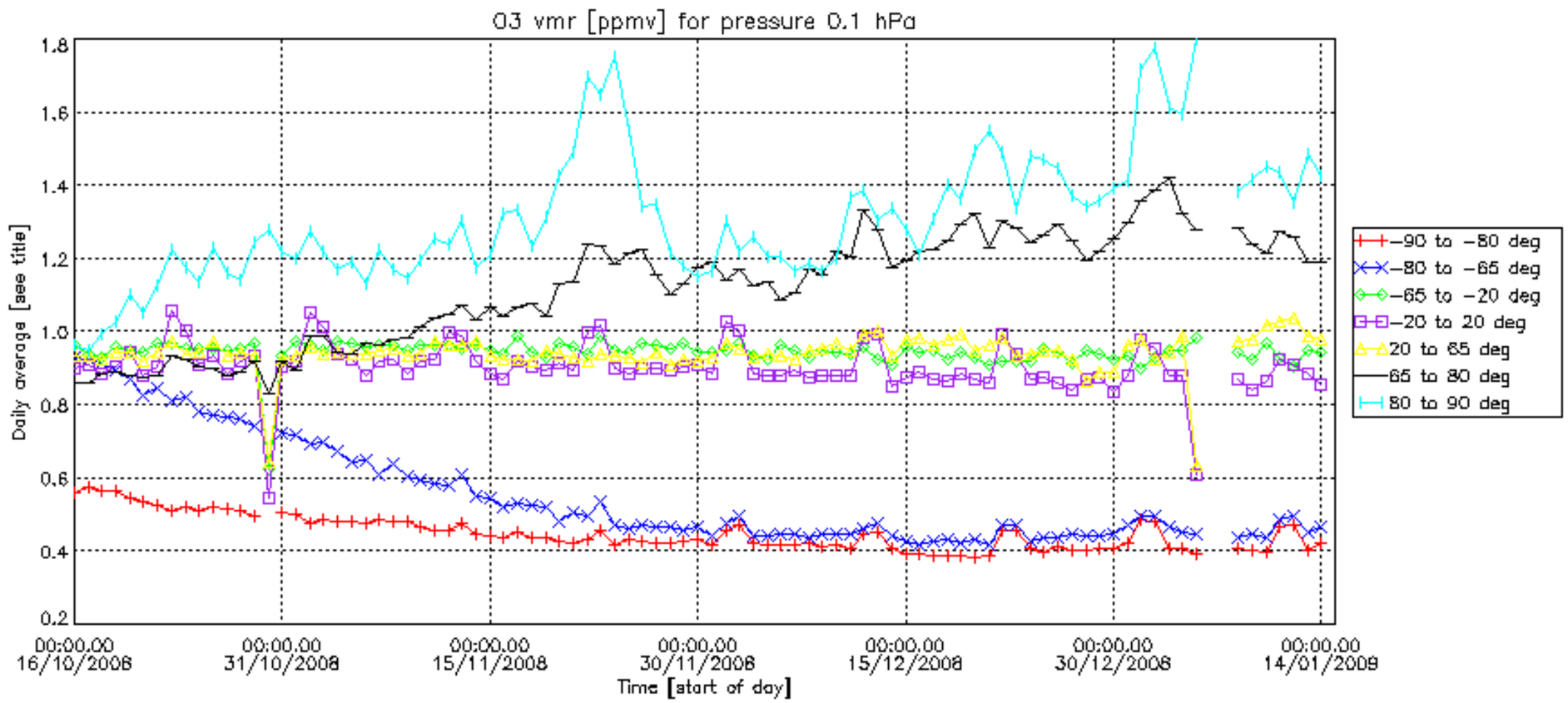
O3 vmr [ppmv] for pressure 0.1 hPa
Daily average [see title]
1.8
1.6
1.4
1.2
1.0
0.8
0.6
0.4
0.2
00:00.00 16/10/2008
00:00.00 31/10/2008
00:00.00 15/11/2008
00:00.00 30/11/2008
00:00.00 15/12/2008
00:00.00 30/12/2008
00:00.00 14/01/2009
Time [start of day]
−90 to −80 deg
−80 to −65 deg
−65 to −20 deg
−20 to 20 deg
20 to 65 deg
65 to 80 deg
80 to 90 deg

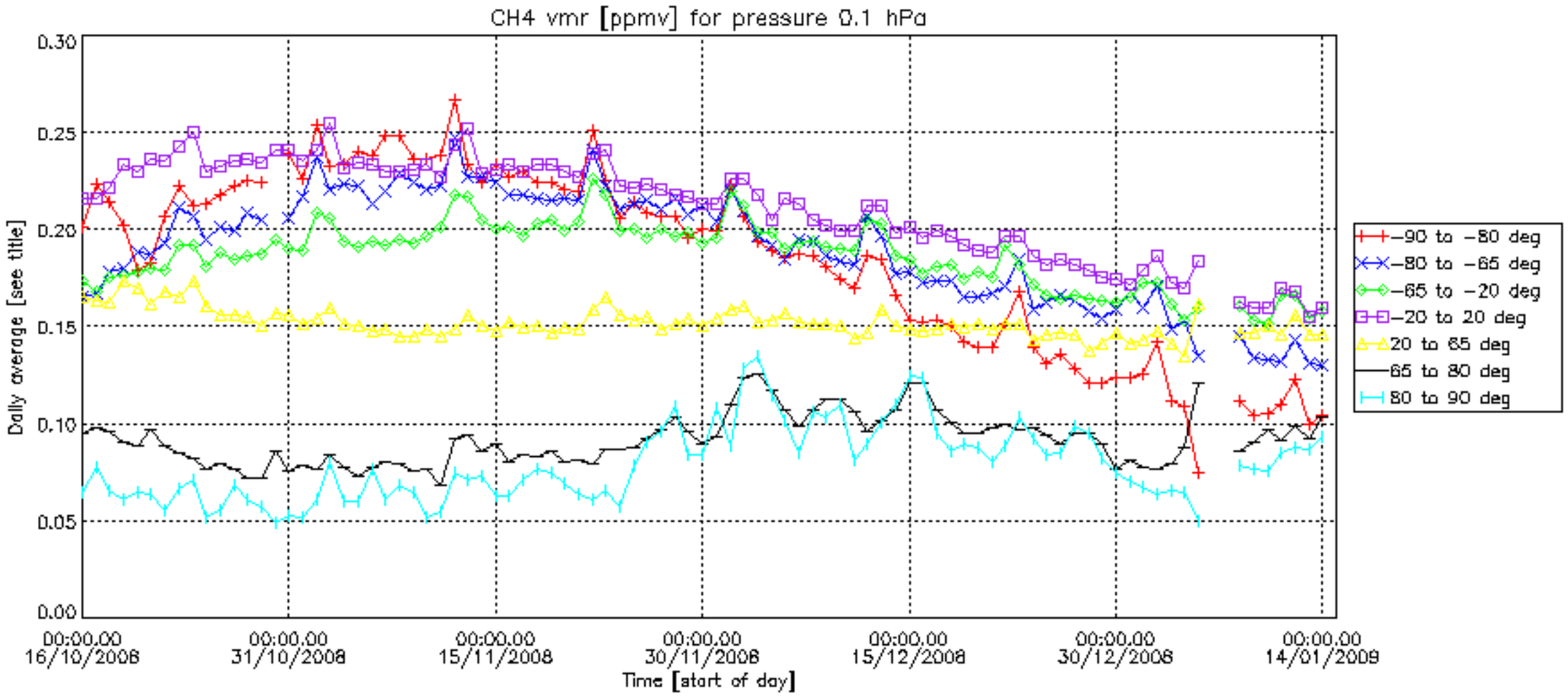
CH4 vmr [ppmv] for pressure 0.1 hPa
Daily average [see title]
0.30
0.25
0.20
0.15
0.10
0.05
0.00
00:00.00 16/10/2008
00:00.00 31/10/2008
00:00.00 15/11/2008
00:00.00 30/11/2008
00:00.00 15/12/2008
00:00.00 30/12/2008
00:00.00 14/01/2009
Time [start of day]
−90 to −80 deg
−80 to −65 deg
−65 to −20 deg
−20 to 20 deg
20 to 65 deg
65 to 80 deg
80 to 90 deg

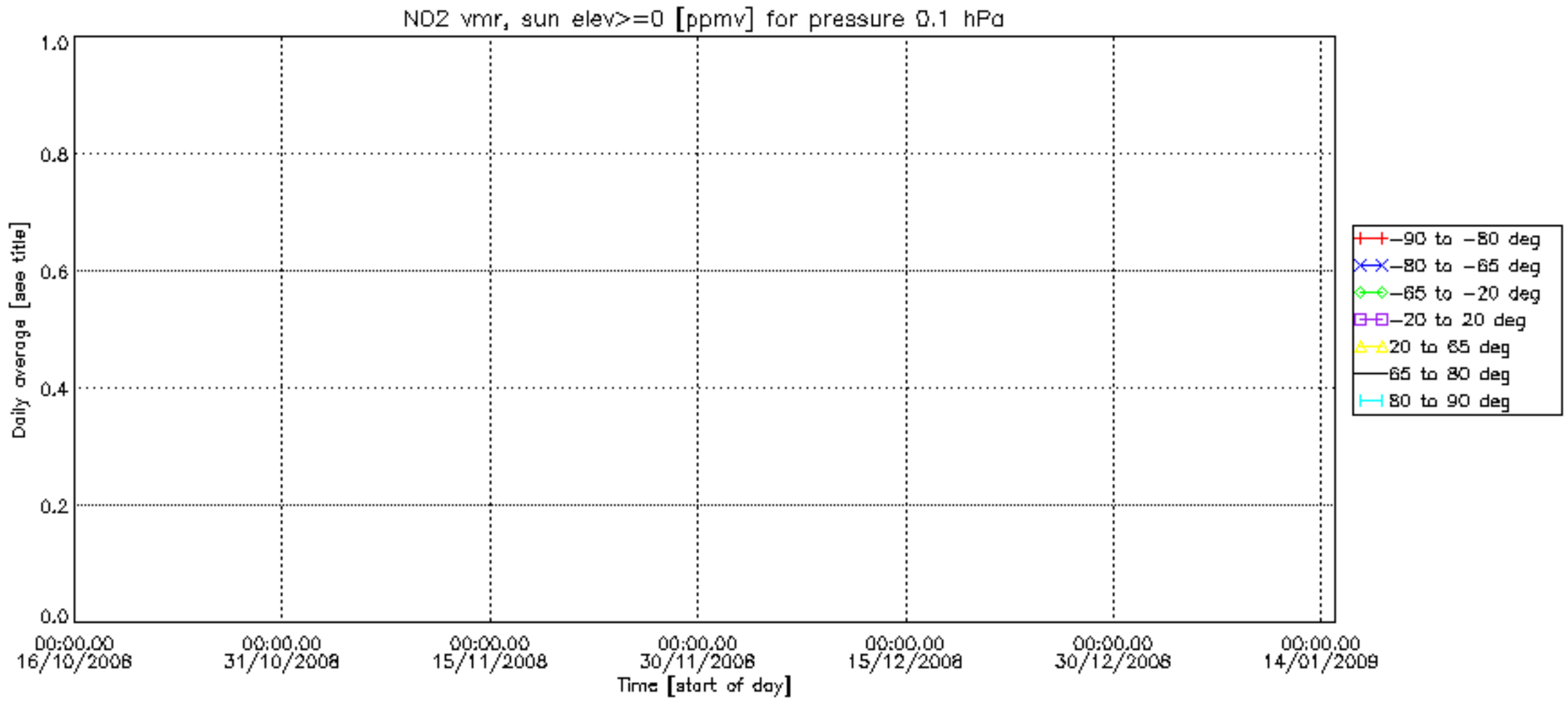
NO2 vmr, sun elev>=0 [ppmv] for pressure 0.1 hPa
1.0
0.8
0.6
0.4
0.2
0.0
Daily average [see title]
00:00.00 16/10/2008
00:00.00 31/10/2008
00:00.00 15/11/2008
00:00.00 30/11/2008
00:00.00 15/12/2008
00:00.00 30/12/2008
00:00.00 14/01/2009
Time [start of day]
−90 to −80 deg
−80 to −65 deg
−65 to −20 deg
−20 to 20 deg
20 to 65 deg
65 to 80 deg
80 to 90 deg

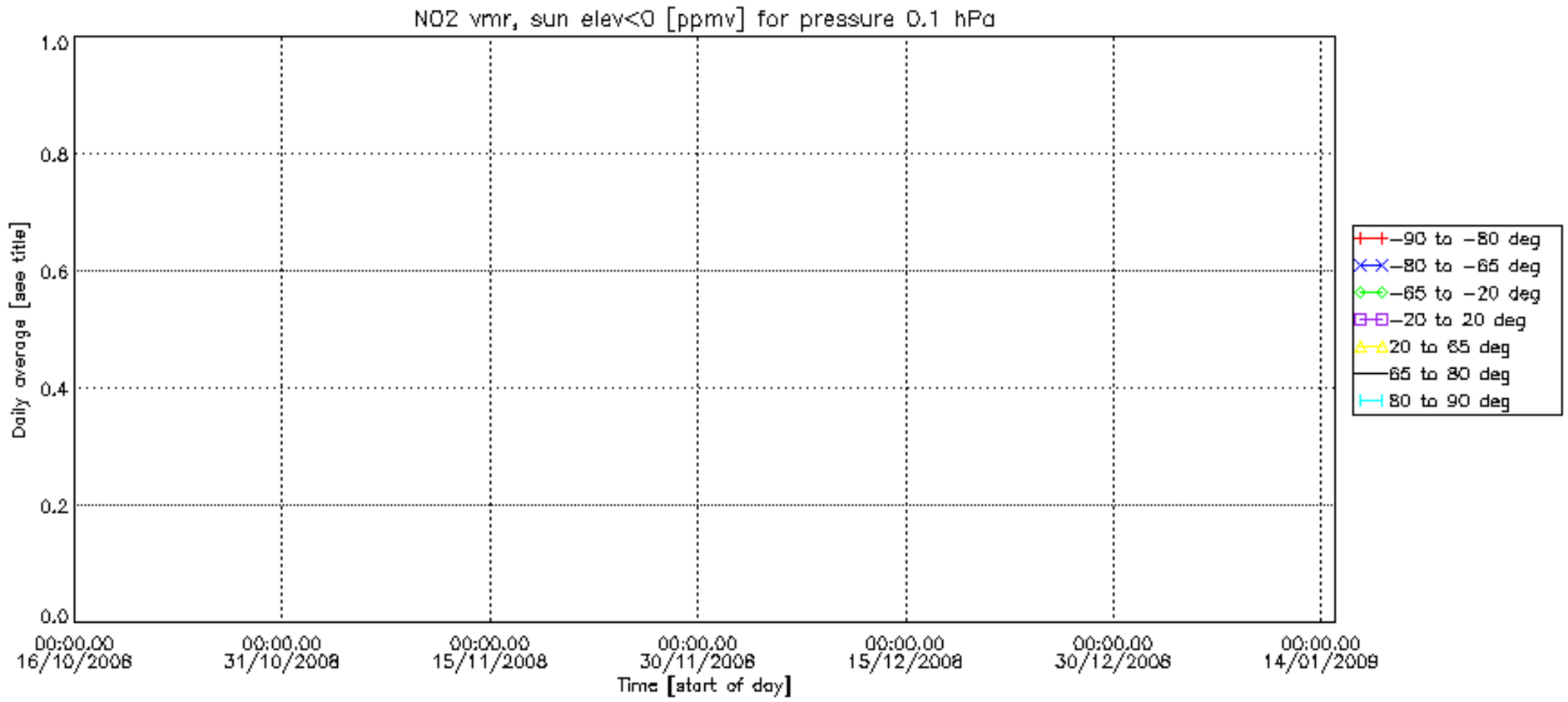
NO2 vmr, sun elev<0 [ppmv] for pressure 0.1 hPa
1.0
0.8
0.6
0.4
0.2
0.0
Daily average [see title]
00:00.00 16/10/2008
00:00.00 31/10/2008
00:00.00 15/11/2008
00:00.00 30/11/2008
00:00.00 15/12/2008
00:00.00 30/12/2008
00:00.00 14/01/2009
Time [start of day]
−90 to −80 deg
−80 to −65 deg
−65 to −20 deg
−20 to 20 deg
20 to 65 deg
65 to 80 deg
80 to 90 deg

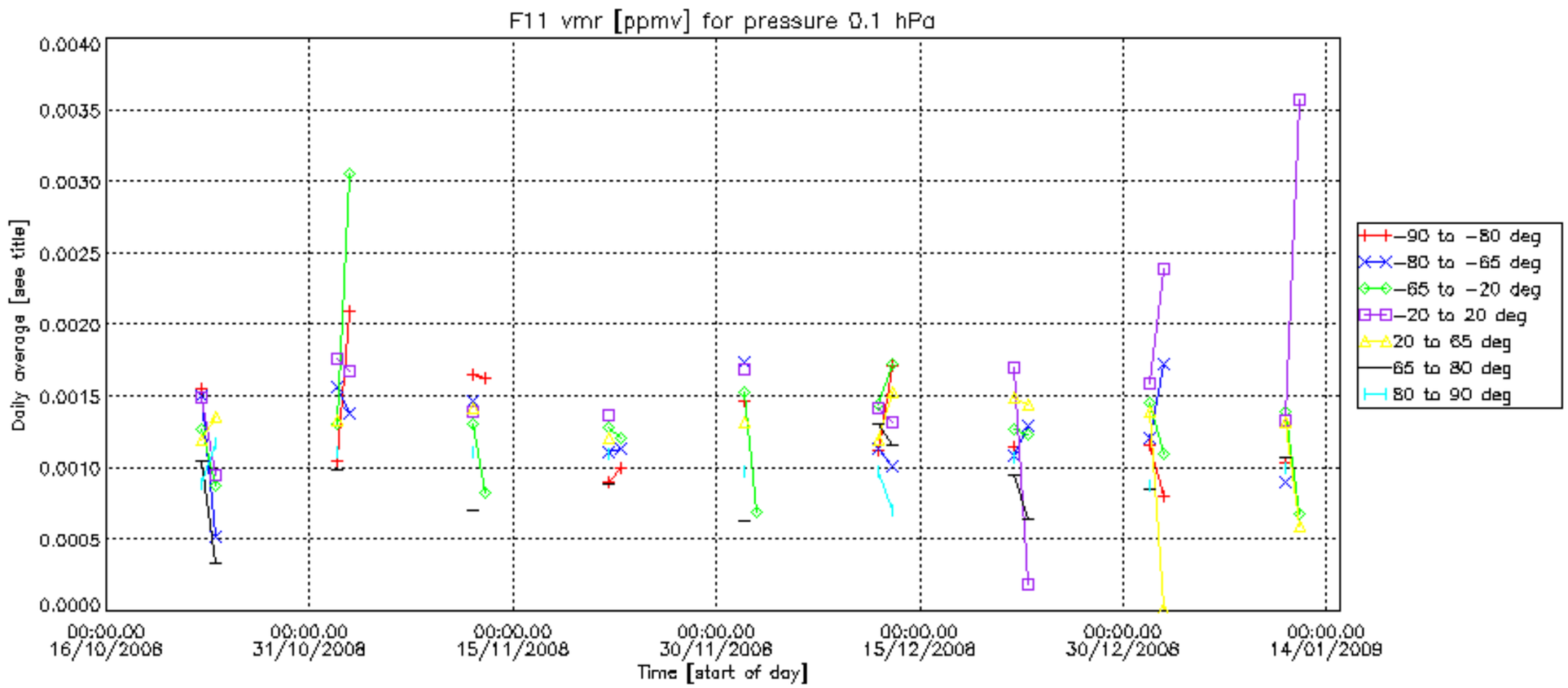
F11 vmr [ppmv] for pressure 0.1 hPa
Daily average [see title]
0.0040
0.0035
0.0030
0.0025
0.0020
0.0015
0.0010
0.0005
0.0000
00:00.00 16/10/2008
00:00.00 31/10/2008
00:00.00 15/11/2008
00:00.00 30/11/2008
00:00.00 15/12/2008
00:00.00 30/12/2008
00:00.00 14/01/2009
Time [start of day]
-90 to -80 deg
-80 to -65 deg
-65 to -20 deg
-20 to 20 deg
20 to 65 deg
65 to 80 deg
80 to 90 deg

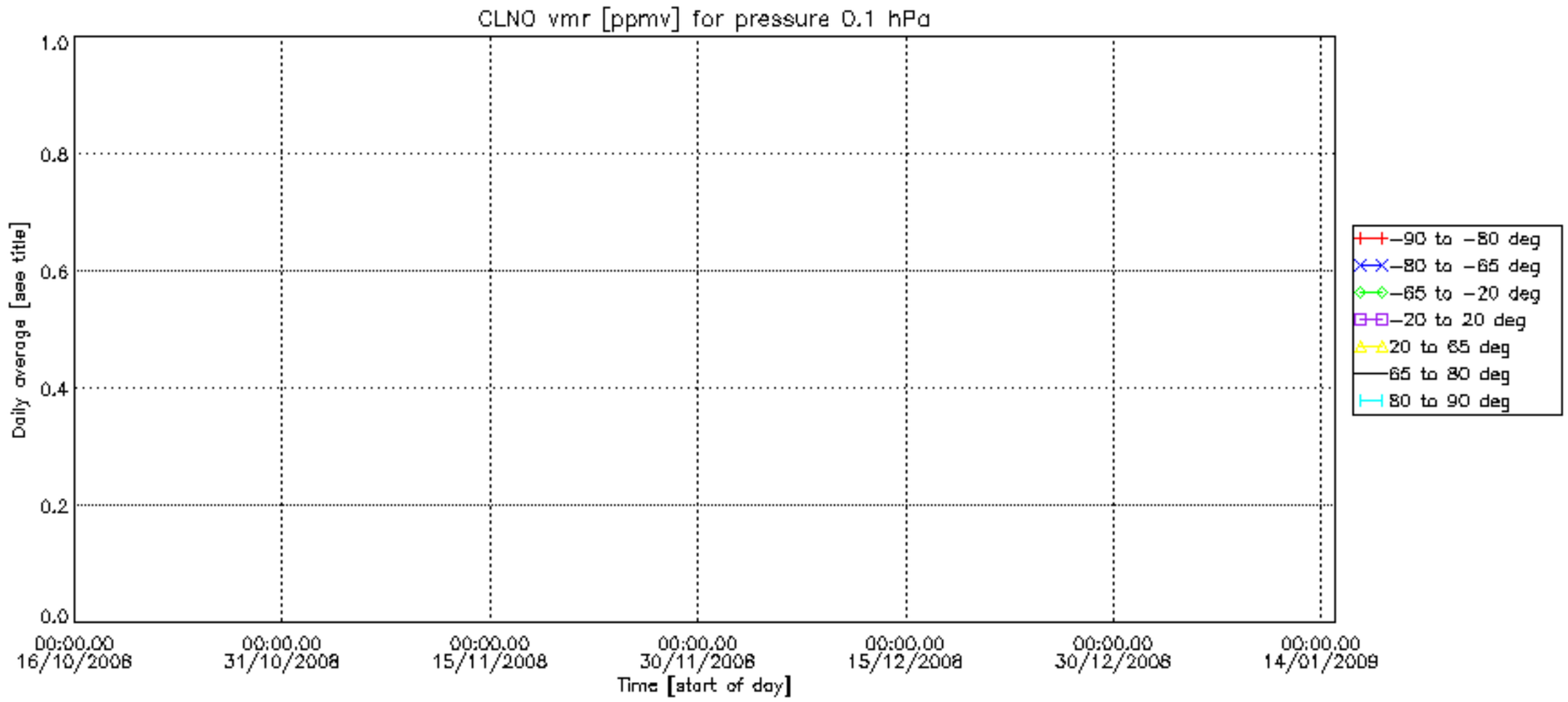
CLNO vmr [ppmv] for pressure 0.1 hPa
1.0
0.8
0.6
0.4
0.2
0.0
Daily average [see title]
00:00.00 16/10/2008
00:00.00 31/10/2008
00:00.00 15/11/2008
00:00.00 30/11/2008
00:00.00 15/12/2008
00:00.00 30/12/2008
00:00.00 14/01/2009
Time [start of day]
−90 to −80 deg
−80 to −65 deg
−65 to −20 deg
−20 to 20 deg
20 to 65 deg
65 to 80 deg
80 to 90 deg

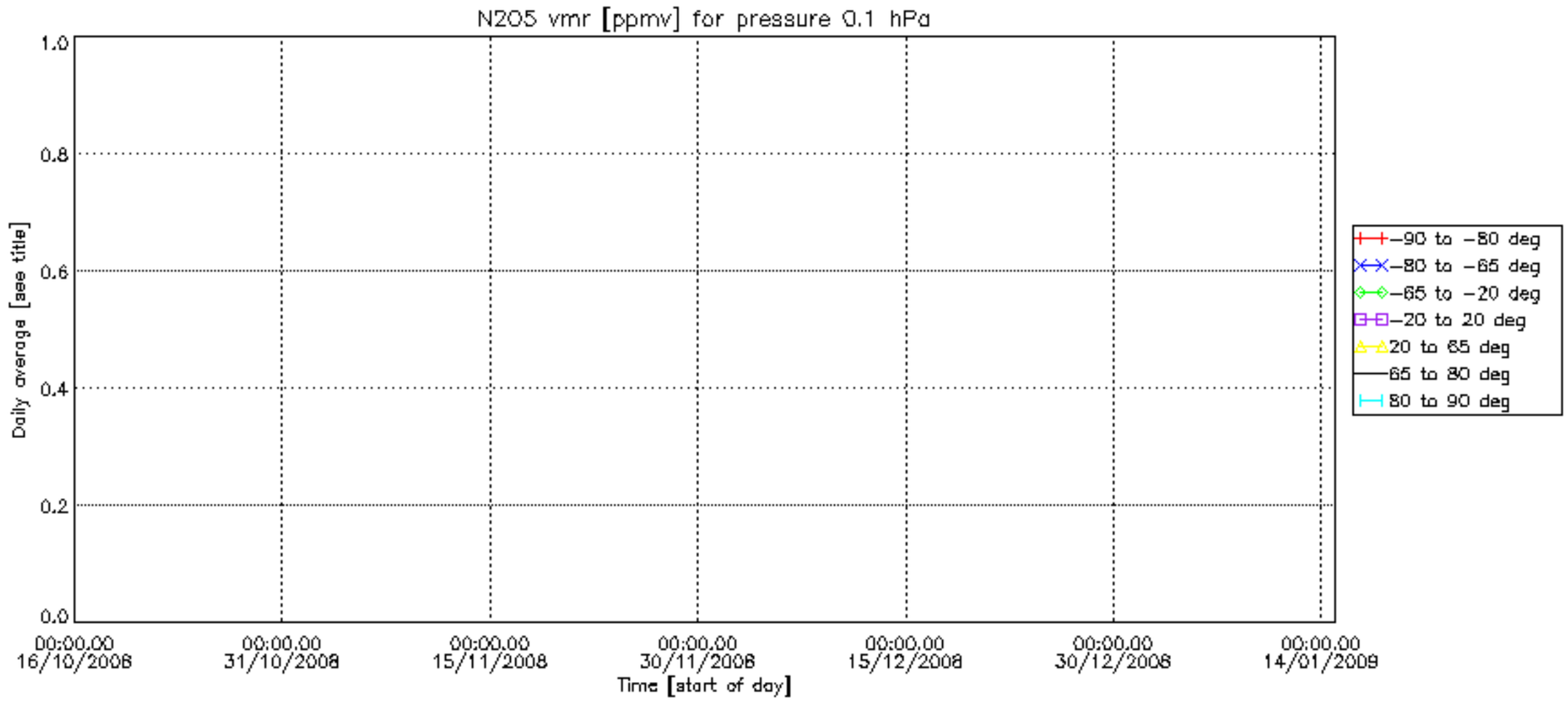
N2O5 vmr [ppmv] for pressure 0.1 hPa
Daily average [see title]
1.0
0.8
0.6
0.4
0.2
0.0
00:00.00 16/10/2008
00:00.00 31/10/2008
00:00.00 15/11/2008
00:00.00 30/11/2008
00:00.00 15/12/2008
00:00.00 30/12/2008
00:00.00 14/01/2009
Time [start of day]
−90 to −80 deg
−80 to −65 deg
−65 to −20 deg
−20 to 20 deg
20 to 65 deg
65 to 80 deg
80 to 90 deg

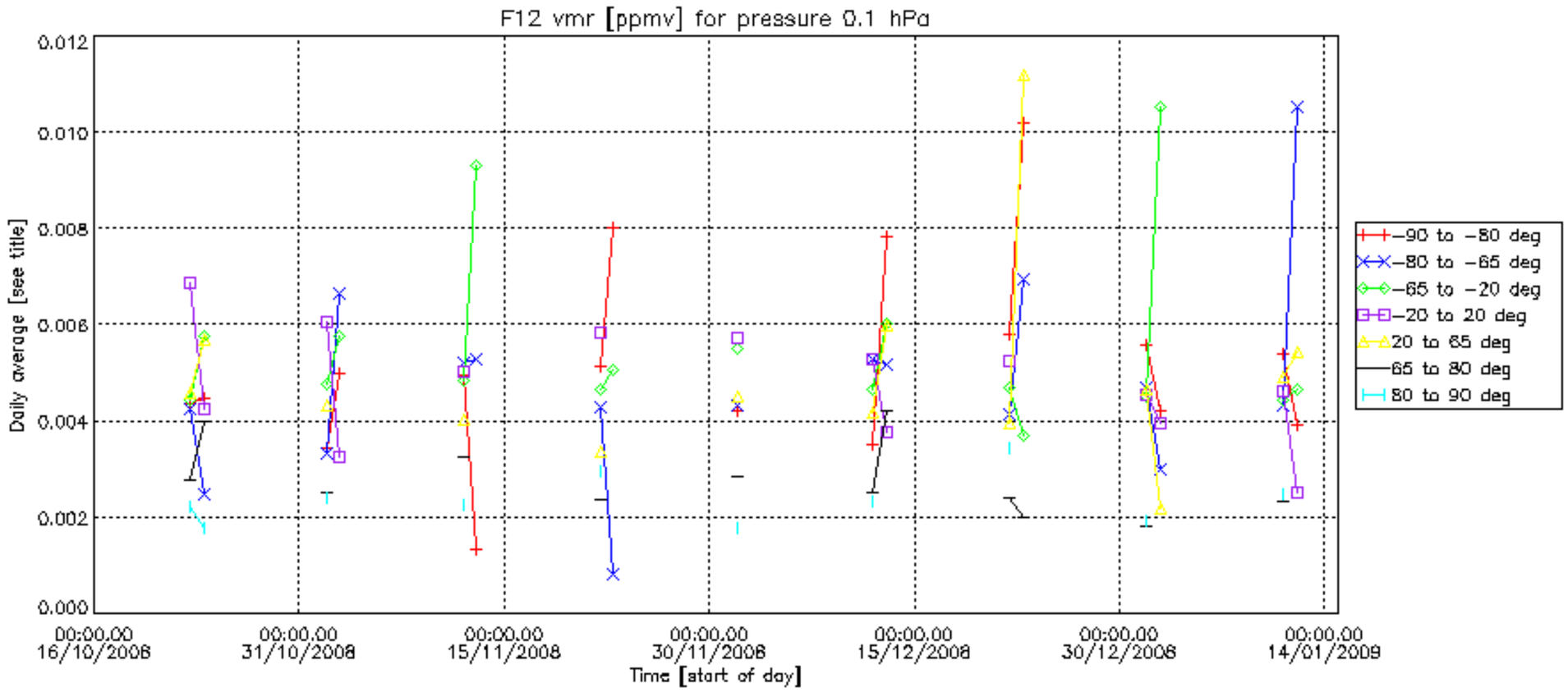
F12 vmr [ppmv] for pressure 0.1 hPa
Daily average [see title]
0.012
0.010
0.008
0.006
0.004
0.002
0.000
00:00.00 16/10/2008
00:00.00 31/10/2008
00:00.00 15/11/2008
00:00.00 30/11/2008
00:00.00 15/12/2008
00:00.00 30/12/2008
00:00.00 14/01/2009
Time [start of day]
−90 to −80 deg
−80 to −65 deg
−65 to −20 deg
−20 to 20 deg
20 to 65 deg
65 to 80 deg
80 to 90 deg

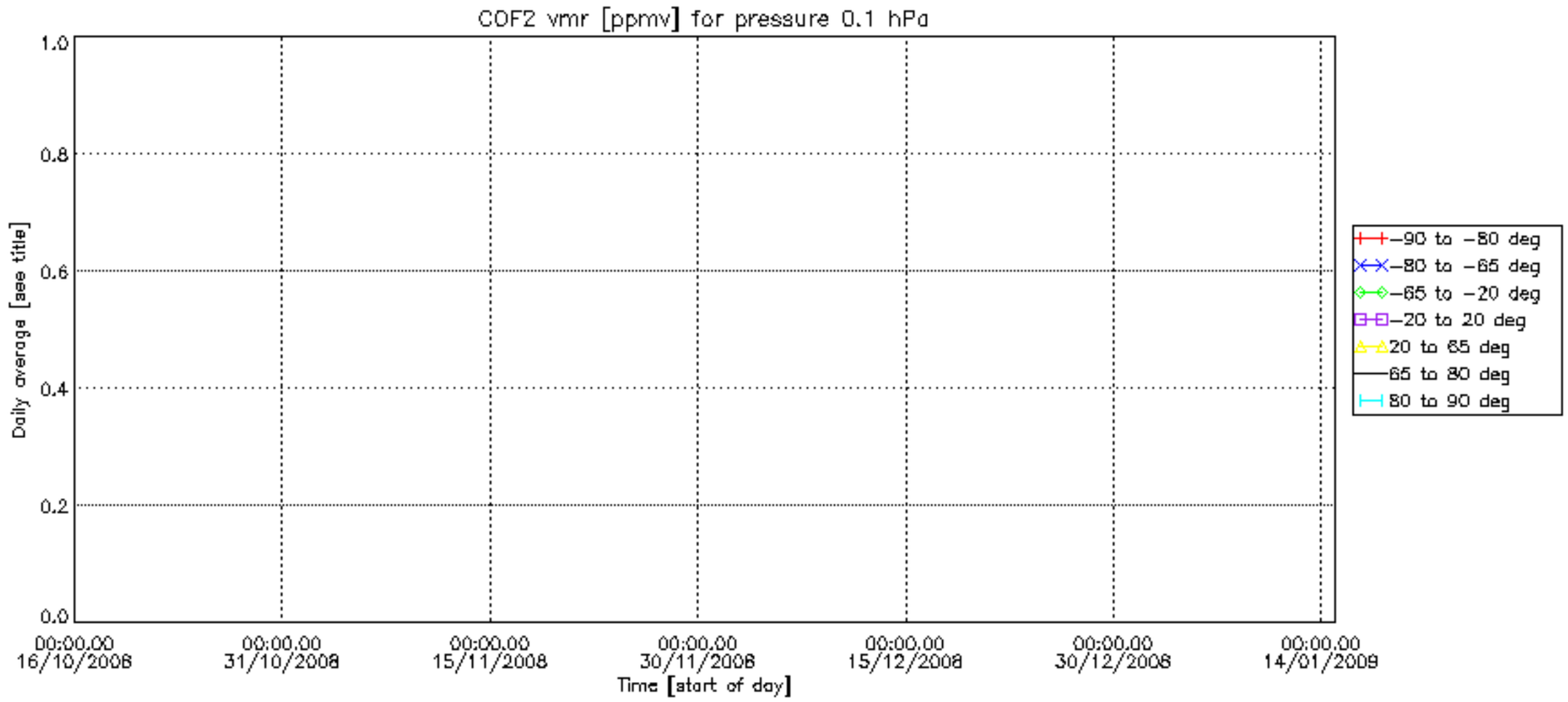
COF2 vmr [ppmv] for pressure 0.1 hPa
Daily average [see title]
1.0
0.8
0.6
0.4
0.2
0.0
00:00.00 16/10/2008
00:00.00 31/10/2008
00:00.00 15/11/2008
00:00.00 30/11/2008
00:00.00 15/12/2008
00:00.00 30/12/2008
00:00.00 14/01/2009
Time [start of day]
−90 to −80 deg
−80 to −65 deg
−65 to −20 deg
−20 to 20 deg
20 to 65 deg
65 to 80 deg
80 to 90 deg

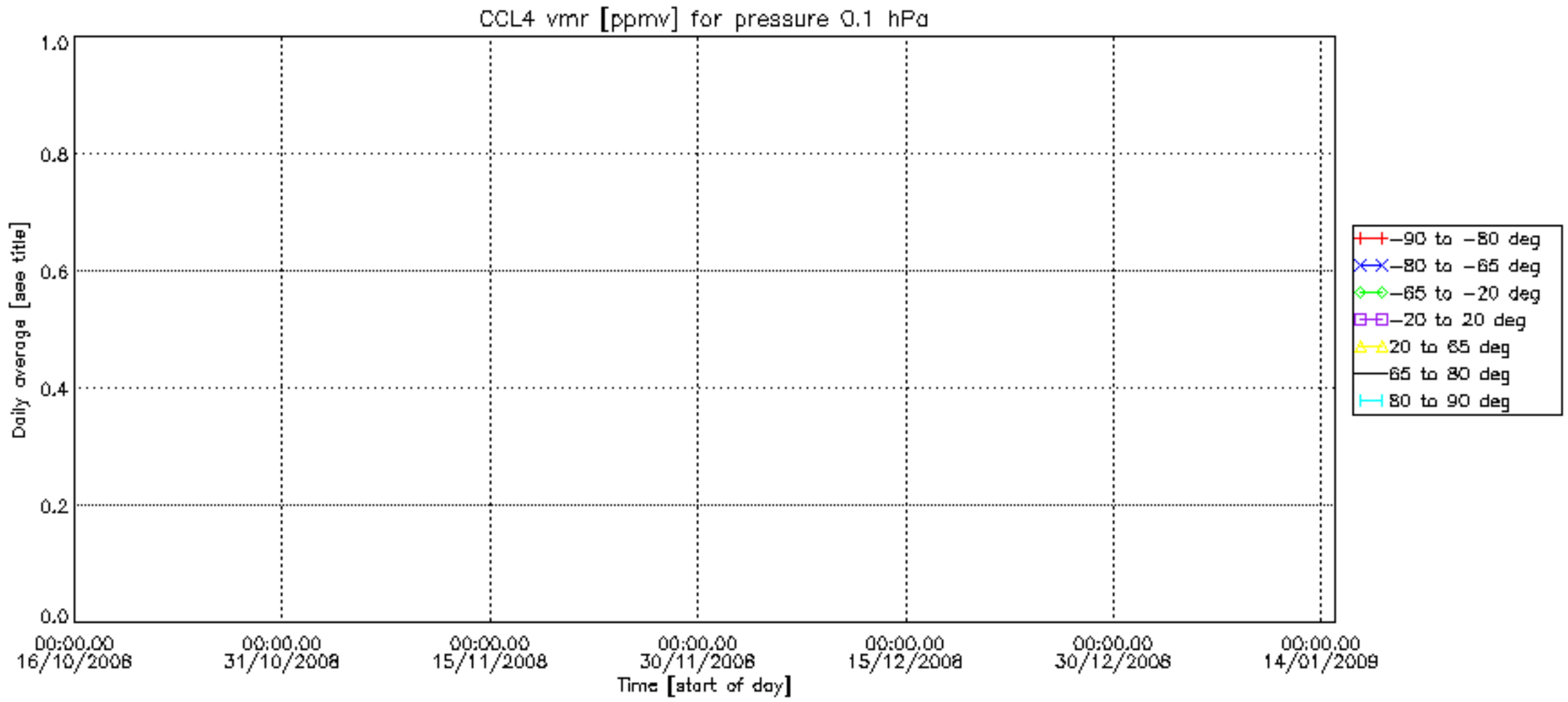
CCL4 vmr [ppmv] for pressure 0.1 hPa
1.0
0.8
0.6
0.4
0.2
0.0
Daily average [see title]
00:00.00 16/10/2008
00:00.00 31/10/2008
00:00.00 15/11/2008
00:00.00 30/11/2008
00:00.00 15/12/2008
00:00.00 30/12/2008
00:00.00 14/01/2009
Time [start of day]
−90 to −80 deg
−80 to −65 deg
−65 to −20 deg
−20 to 20 deg
20 to 65 deg
65 to 80 deg
80 to 90 deg

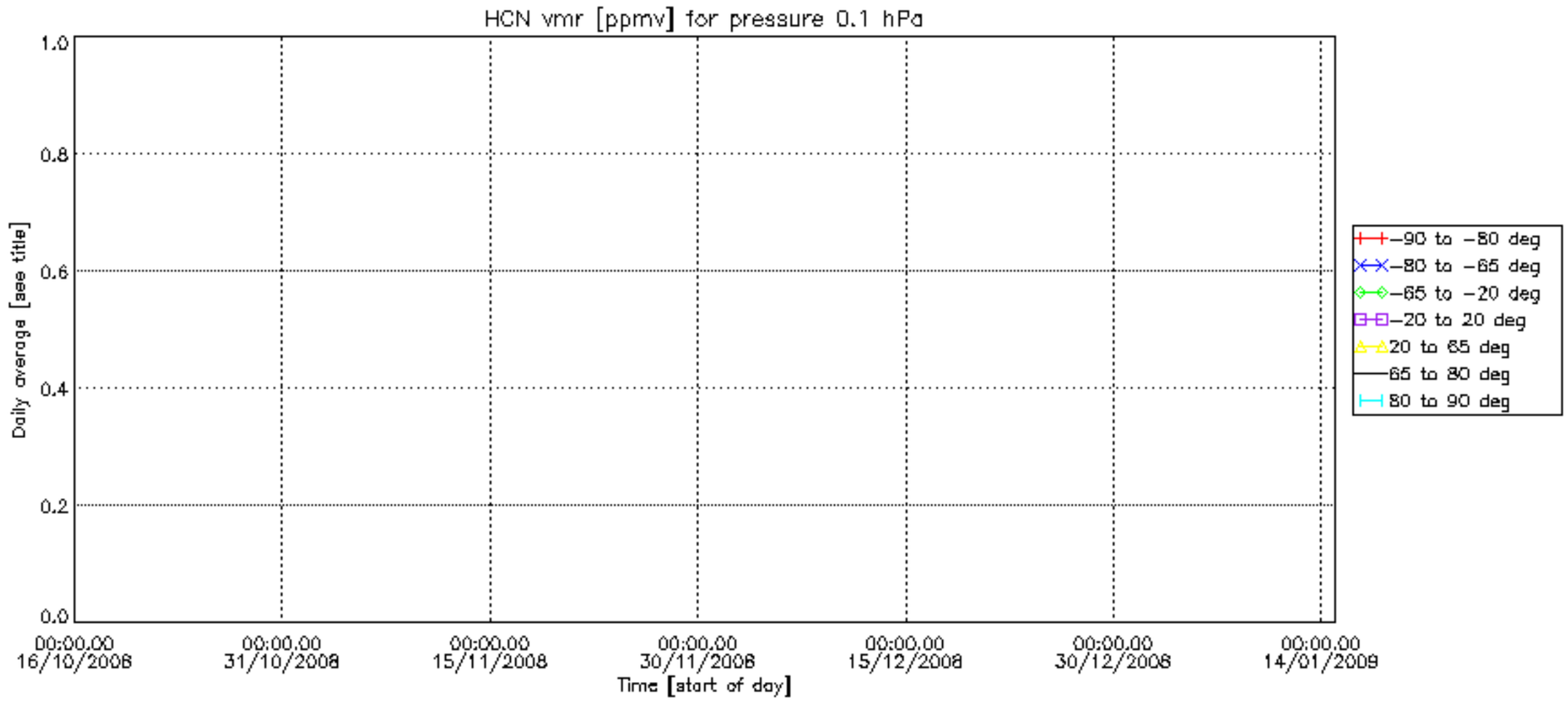
HCN vmr [ppmv] for pressure 0.1 hPa
1.0
0.8
0.6
0.4
0.2
0.0
Daily average [see title]
00:00.00 16/10/2008
00:00.00 31/10/2008
00:00.00 15/11/2008
00:00.00 30/11/2008
00:00.00 15/12/2008
00:00.00 30/12/2008
00:00.00 14/01/2009
Time [start of day]
−90 to −80 deg
−80 to −65 deg
−65 to −20 deg
−20 to 20 deg
20 to 65 deg
65 to 80 deg
80 to 90 deg

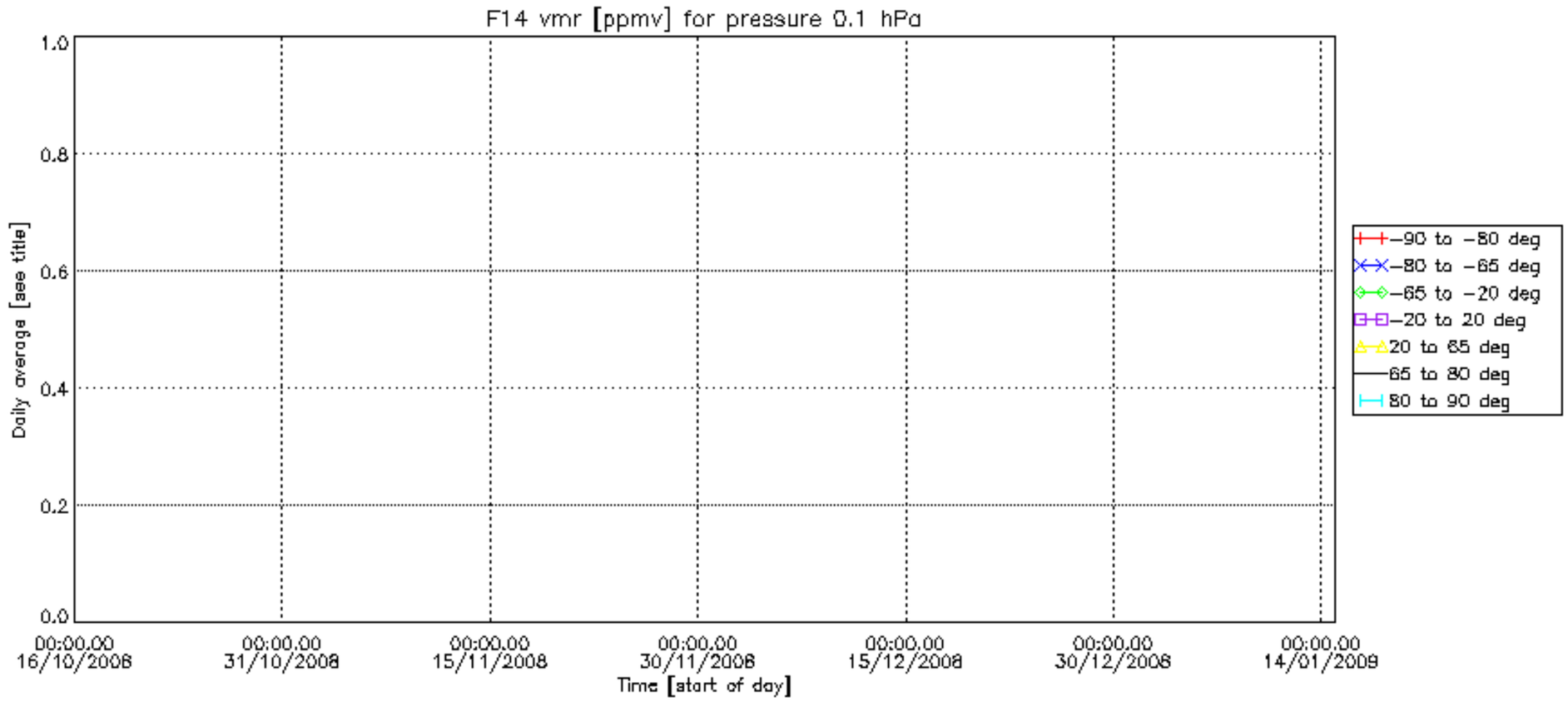
F14 vmr [ppmv] for pressure 0.1 hPa
1.0
0.8
0.6
0.4
0.2
0.0
Daily average [see title]
00:00.00 16/10/2008
00:00.00 31/10/2008
00:00.00 15/11/2008
00:00.00 30/11/2008
00:00.00 15/12/2008
00:00.00 30/12/2008
00:00.00 14/01/2009
Time [start of day]
−90 to −80 deg
−80 to −65 deg
−65 to −20 deg
−20 to 20 deg
20 to 65 deg
65 to 80 deg
80 to 90 deg

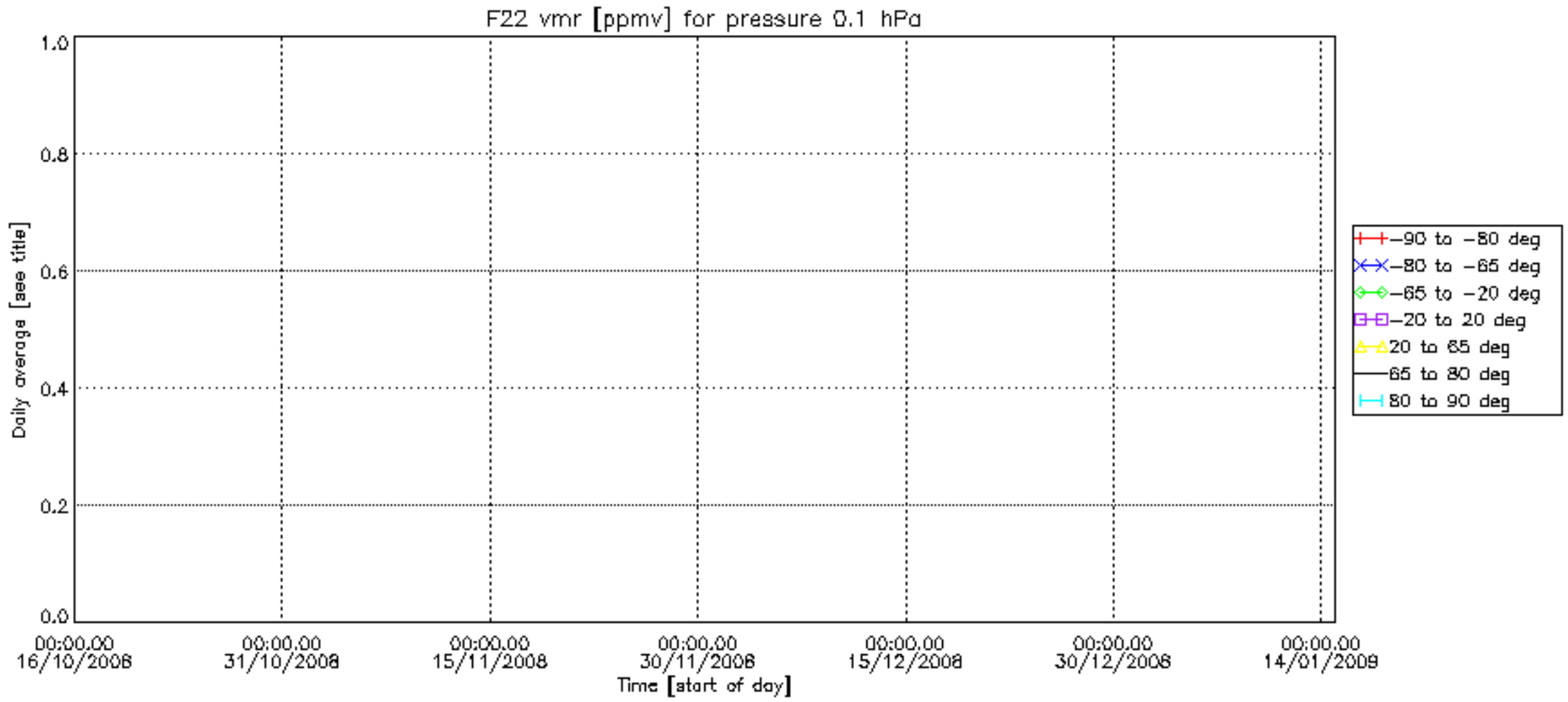
F22 vmr [ppmv] for pressure 0.1 hPa
1.0
0.8
0.6
0.4
0.2
0.0
Daily average [see title]
00:00.00 16/10/2008
00:00.00 31/10/2008
00:00.00 15/11/2008
00:00.00 30/11/2008
00:00.00 15/12/2008
00:00.00 30/12/2008
00:00.00 14/01/2009
Time [start of day]
−90 to −80 deg
−80 to −65 deg
−65 to −20 deg
−20 to 20 deg
20 to 65 deg
65 to 80 deg
80 to 90 deg