

0. MIPAS Daily Report for level 0 products

[0.1 General Info](#)

[0.2 Instrument Operational Performance Parameters](#)

[0.3 ADF monitoring](#)

0.1 General Info

This report contains a daily analysis on parameters extracted from MIPAS level 0 data (The MIP_NL__0P product).

0.1.1 Report summary

The table below shows general characteristics of the data that are included into this report.

Item	Value
Report version	v1.6 08-11-2010
Time of report generation	07FEB2012 05:26:07
Data source version	KSPT_L0/4504-N
Processing scope for products	02FEB2012 00:00:00 to 03FEB2012 00:00:00
Start time of first product within scope	02FEB2012 00:32:35
Stop time of last product within scope	02FEB2012 23:58:02
Total number of level 0 products	15
Number of level 0 products with errors	0

0.1.2 Product Quality Indicators per product

The following table shows a summary for each product used in this report.

#	Product name	Start time	Stop time	Prod err	ISP err sign	ISP miss sign	ISP disc sign	rs sign
0	MIP_NL__OPNPDE20120202_003235_000058943111_00174_51912_5474.N1	02FEB2012 00:32:35	02FEB2012 02:10:50	0	0	0	0	0
1	MIP_NL__OPNPDE20120202_020951_000045293111_00175_51913_5475.N1	02FEB2012 02:09:51	02FEB2012 03:25:20	0	0	0	0	0
2	MIP_NL__OPNPDE20120202_032447_000061253111_00176_51914_5476.N1	02FEB2012 03:24:47	02FEB2012 05:06:52	0	0	0	0	0
3	MIP_NL__OPNPDE20120202_050618_000060683111_00177_51915_5477.N1	02FEB2012 05:06:18	02FEB2012 06:47:27	0	0	0	0	0
4	MIP_NL__OPNPDK20120202_064653_000040323111_00178_51916_8424.N1	02FEB2012 06:46:53	02FEB2012 07:54:05	0	0	0	0	0
5	MIP_NL__OPNPDK20120202_075307_000061143111_00179_51917_8425.N1	02FEB2012 07:53:07	02FEB2012 09:35:01	0	0	0	0	0
6	MIP_NL__OPNPDK20120202_093323_000059513111_00180_51918_8426.N1	02FEB2012 09:33:23	02FEB2012 11:12:34	0	0	0	0	0
7	MIP_NL__OPNPDK20120202_111133_000061423111_00181_51919_8427.N1	02FEB2012 11:11:33	02FEB2012 12:53:55	0	0	0	0	0
8	MIP_NL__OPNPDK20120202_125257_000058783111_00182_51920_8428.N1	02FEB2012 12:52:57	02FEB2012 14:30:55	0	0	0	0	0
9	MIP_NL__OPNPDK20120202_142917_000059773111_00183_51921_8429.N1	02FEB2012 14:29:17	02FEB2012 16:08:53	0	0	0	0	0
10	MIP_NL__OPNPDK20120202_160801_000058743111_00184_51922_8430.N1	02FEB2012 16:08:01	02FEB2012 17:45:55	0	0	0	0	0
11	MIP_NL__OPNPDK20120202_174455_000060123111_00185_51923_8431.N1	02FEB2012 17:44:55	02FEB2012 19:25:07	0	0	0	0	0
12	MIP_NL__OPNPDK20120202_192320_000059853111_00186_51924_8432.N1	02FEB2012 19:23:20	02FEB2012 21:03:05	0	0	0	0	0
13	MIP_NL__OPNPDE20120202_210100_000045123111_00187_51925_5478.N1	02FEB2012 21:01:00	02FEB2012 22:16:12	0	0	0	0	0
14	MIP_NL__OPNPDE20120202_221505_000061773111_00187_51925_5479.N1	02FEB2012 22:15:05	02FEB2012 23:58:02	0	0	0	0	0


0.2 Instrument Operational Performance Parameters

The following plots give an overview of various instrument parameters for this day. The instrument parameters are part of the auxiliary data field within the source packets of the MIP_NL__0P product. The auxiliary data is normally included twice per interferogram. Note that only the first packet is currently included in monitoring.

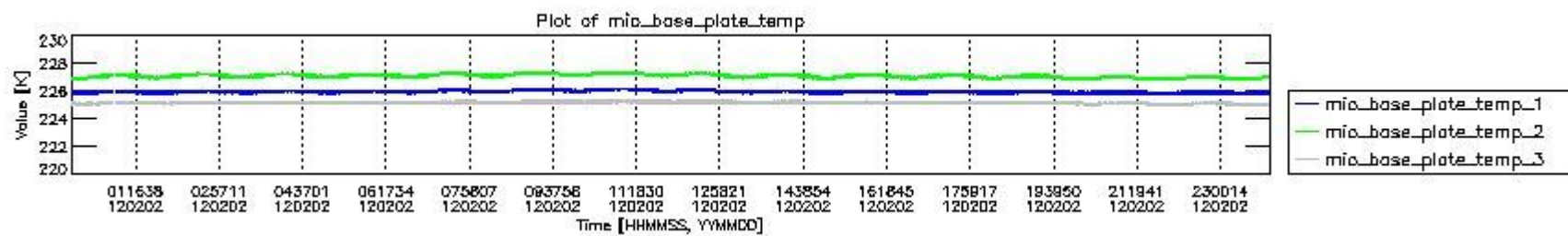
The following table shows the counts of various interferogram number of samples

Number of igm samples	Count [#]	Count [%]
87648	1	0.0024083618
96161	1	0.0024083618
100483	1	0.0024083618

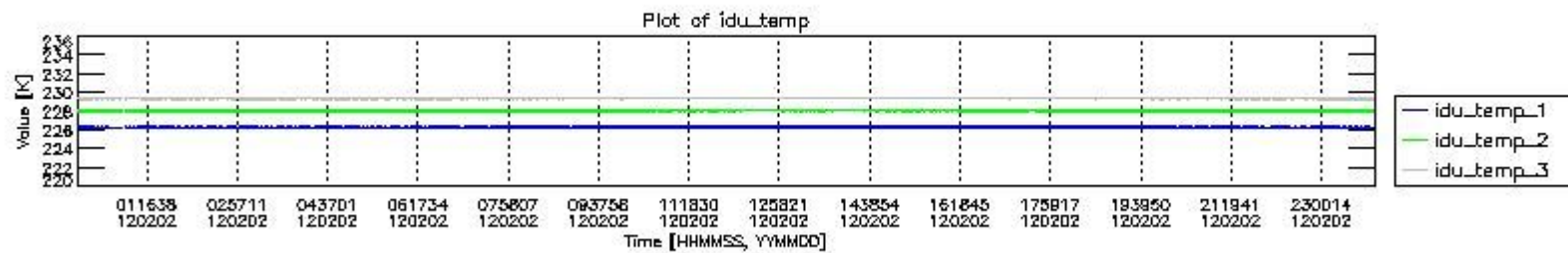
116290	1	0.0024083618
124800	38583	92.921825
124803	2927	7.0492751
125735	1	0.0024083618
126670	1	0.0024083618
127828	1	0.0024083618
130430	1	0.0024083618
147960	1	0.0024083618
150562	1	0.0024083618
150988	1	0.0024083618
156192	1	0.0024083618



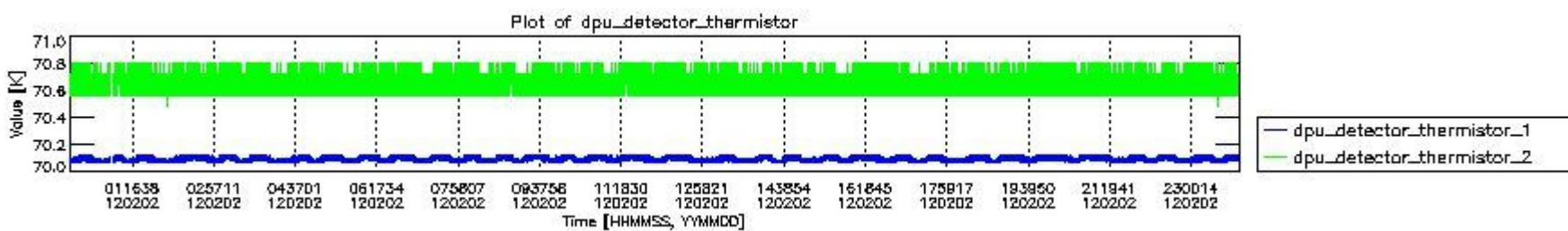
mipas_daily_report_level0_KSPT_L0_4504_N_20120202_0.PNG




mipas_daily_report_level0_KSPT_L0_4504_N_20120202_1.PNG



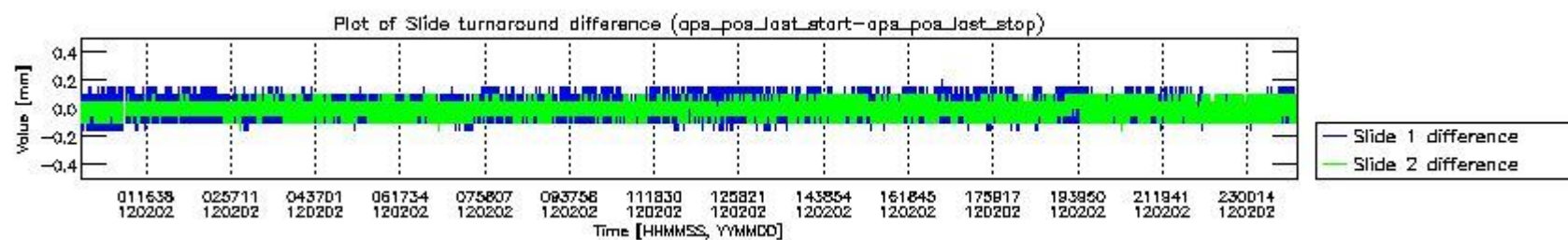
mipas_daily_report_level0_KSPT_L0_4504_N_20120202_2.PNG



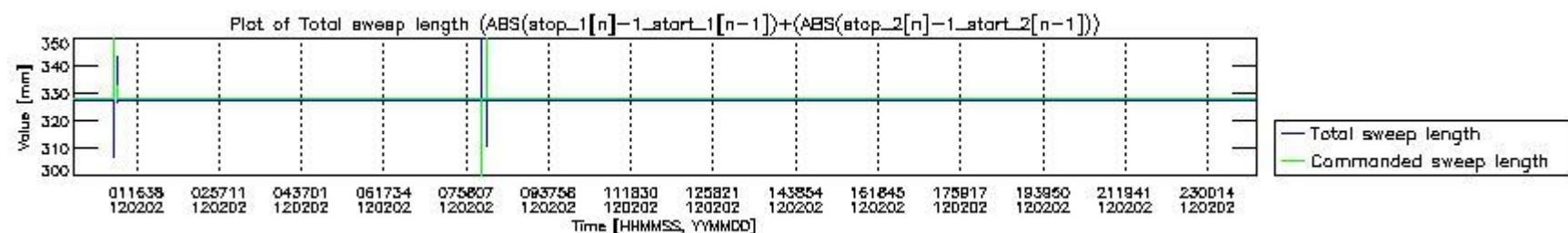
mipas_daily_report_level0_KSPT_L0_4504_N_20120202_3.PNG



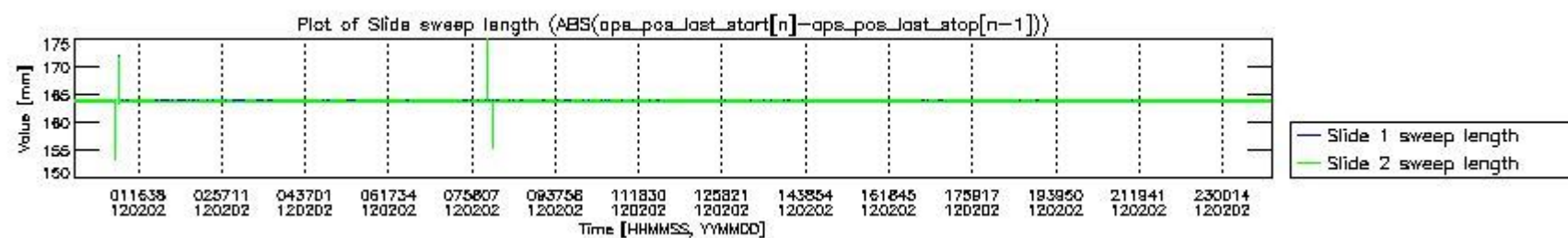
mipas_daily_report_level0_KSPT_L0_4504_N_20120202_4.PNG



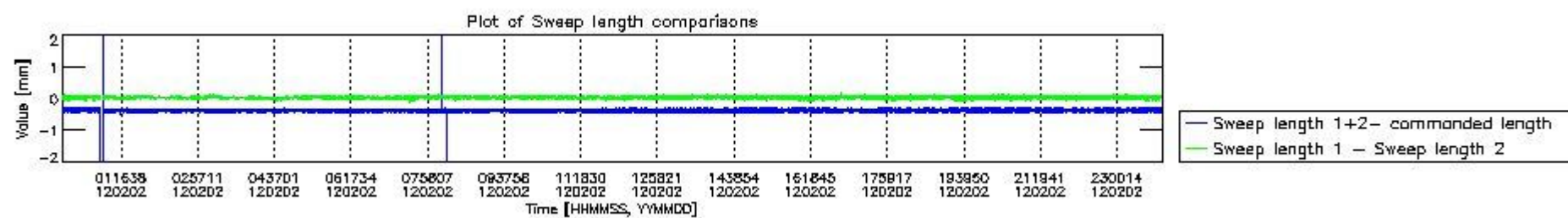
mipas_daily_report_level0_KSPT_L0_4504_N_20120202_5.PNG



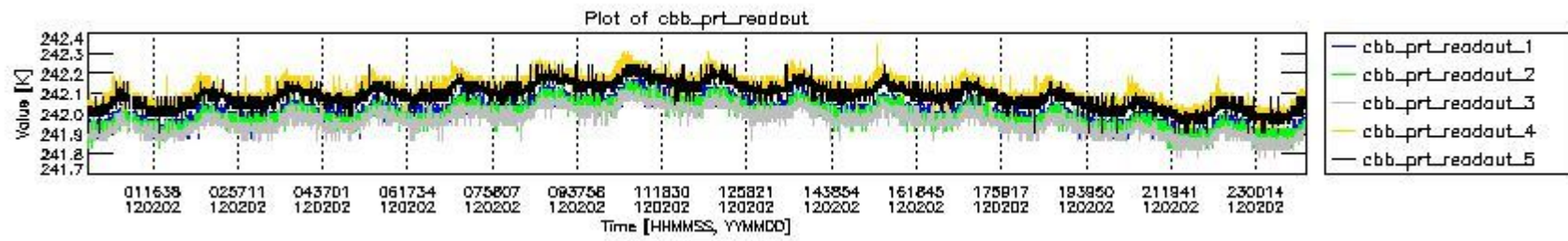
mipas_daily_report_level0_KSPT_L0_4504_N_20120202_6.PNG



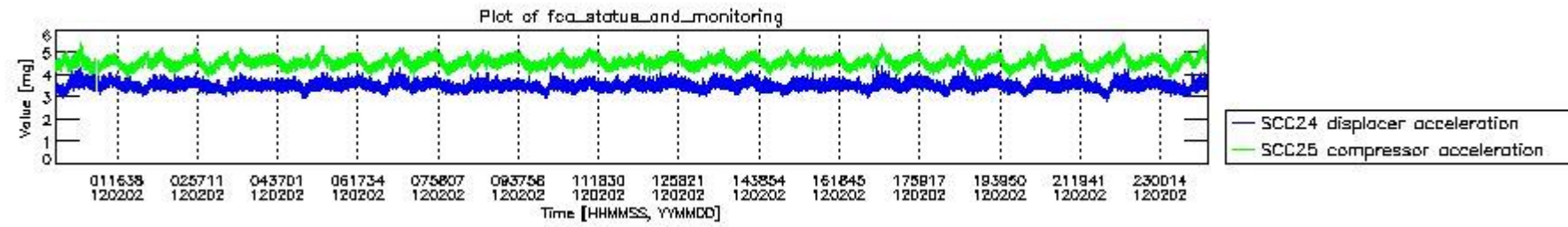
mipas_daily_report_level0_KSPT_L0_4504_N_20120202_7.PNG



mipas_daily_report_level0_KSPT_L0_4504_N_20120202_8.PNG



mipas_daily_report_level0_KSPT_L0_4504_N_20120202_9.PNG

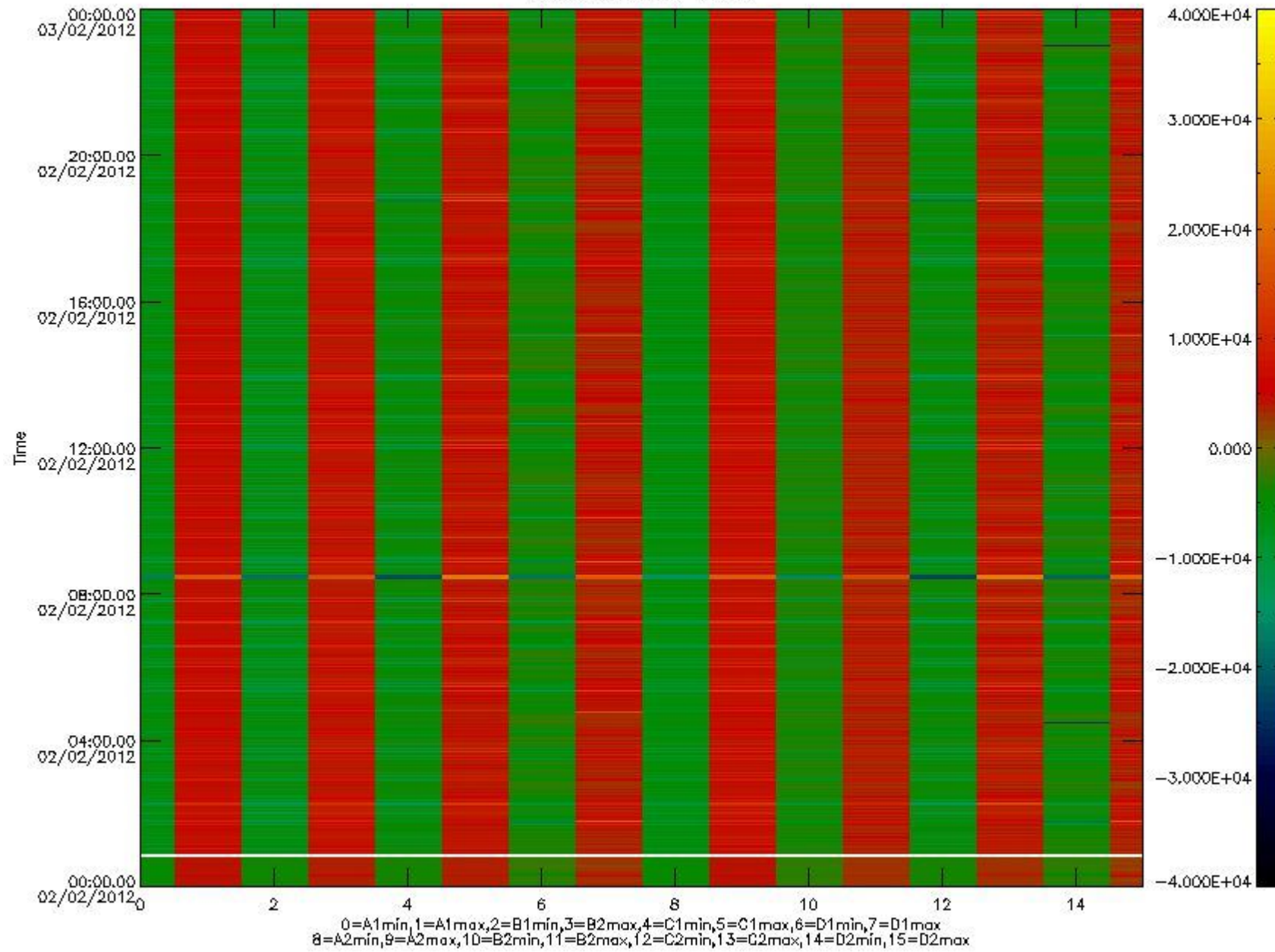


mipas_daily_report_level0_KSPT_L0_4504_N_20120202_10.PNG

The following table shows channel statistics for all channels for this day.

Channel	Min	Max	ADC
A1	-17417	18159	16bit
B1	-18951	16473	16bit
C1	-22379	22249	16bit
D1	-24102	32767	16bit
A2	-15070	18396	16bit
B2	-16674	16477	16bit
C2	-23329	22880	16bit
D2	-32768	32767	16bit

MIPNLOP_MIPSOUPAC_aux_fields_igm_cal, channel statistics plot
Colour indicates value.



mipas_daily_report_level0_KSPT_L0_4504_N_20120202_11.PNG

0.3 ADF monitoring

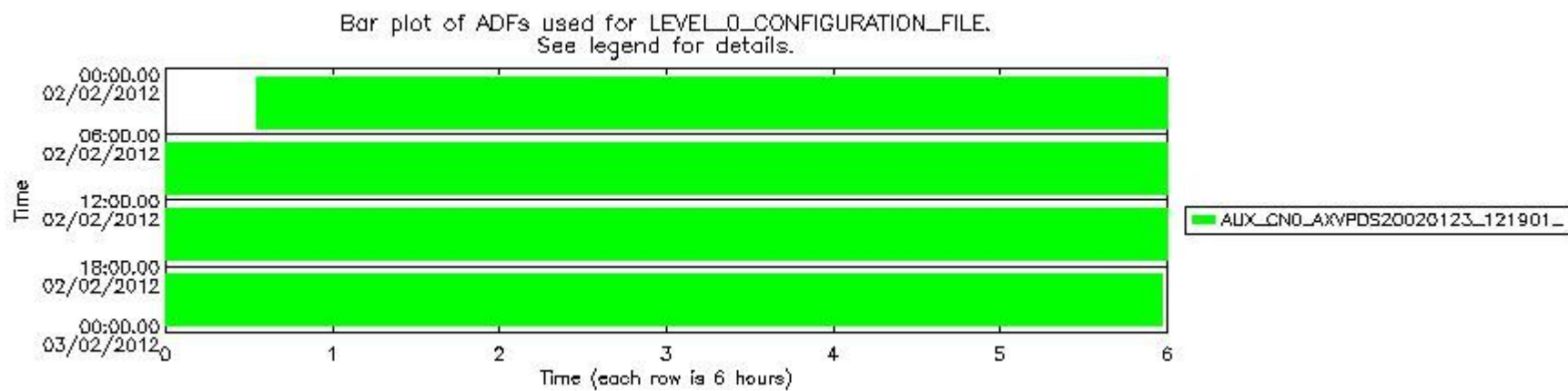
The use of ADFs is shown in two ways:

1. By means of two tables that can be used to find the ADF used for a specific product.
2. By means of plots that show changes in ADF using colours.

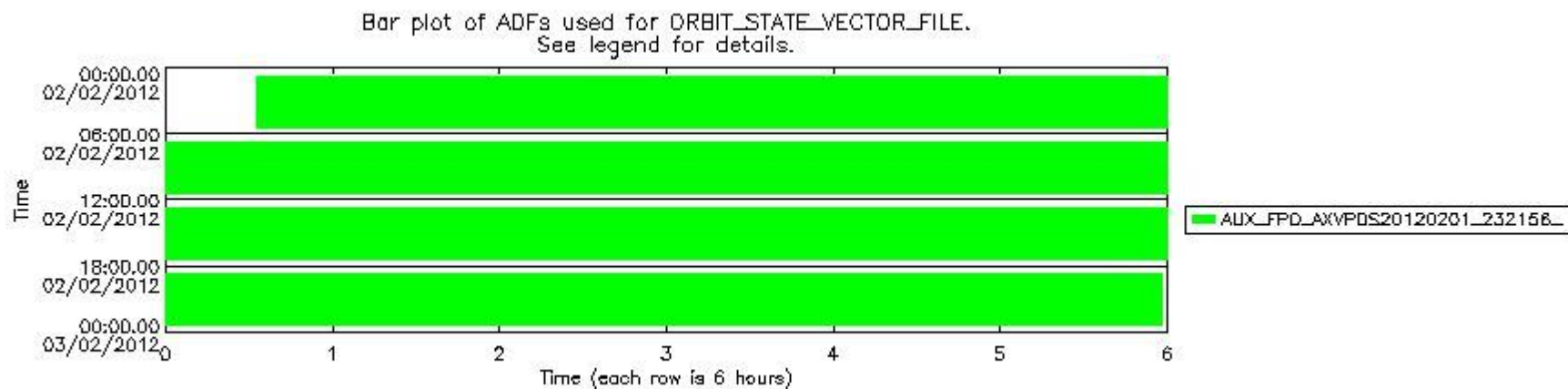
Number	ADF
0	AUX_CN0_AXVPDS20020123_121901_20020101_000000_20200101_000000
1	AUX_FPO_AXVPDS20120201_232156_20120131_184042_20120210_205421

Number	Product name	#CN0	#FPO
0	MIP_NL_0PNPDE20120202_003235_000058943111_00174_51912_5474.N1	0	1


1	MIP_NL__0PNPDE20120202_020951_000045293111_00175_51913_5475.N1	0	1
2	MIP_NL__0PNPDE20120202_032447_000061253111_00176_51914_5476.N1	0	1
3	MIP_NL__0PNPDE20120202_050618_000060683111_00177_51915_5477.N1	0	1
4	MIP_NL__0PNPDK20120202_064653_000040323111_00178_51916_8424.N1	0	1
5	MIP_NL__0PNPDK20120202_075307_000061143111_00179_51917_8425.N1	0	1
6	MIP_NL__0PNPDK20120202_093323_000059513111_00180_51918_8426.N1	0	1
7	MIP_NL__0PNPDK20120202_111133_000061423111_00181_51919_8427.N1	0	1
8	MIP_NL__0PNPDK20120202_125257_000058783111_00182_51920_8428.N1	0	1
9	MIP_NL__0PNPDK20120202_142917_000059773111_00183_51921_8429.N1	0	1
10	MIP_NL__0PNPDK20120202_160801_000058743111_00184_51922_8430.N1	0	1
11	MIP_NL__0PNPDK20120202_174455_000060123111_00185_51923_8431.N1	0	1
12	MIP_NL__0PNPDK20120202_192320_000059853111_00186_51924_8432.N1	0	1
13	MIP_NL__0PNPDE20120202_210100_000045123111_00187_51925_5478.N1	0	1
14	MIP_NL__0PNPDE20120202_221505_000061773111_00187_51925_5479.N1	0	1

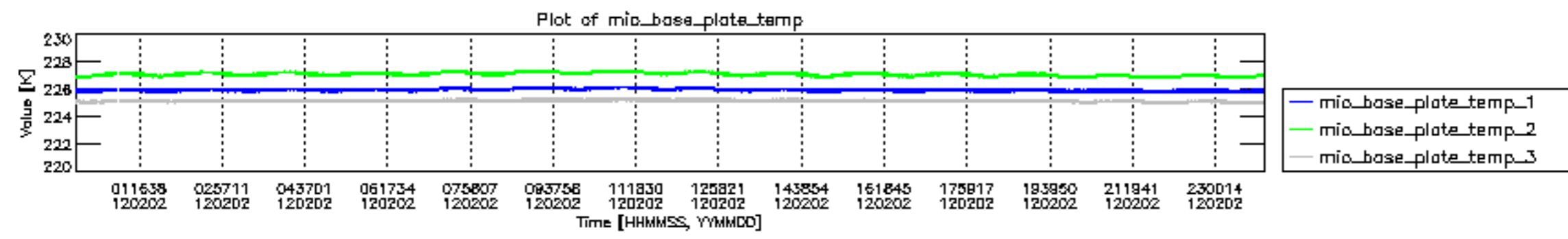


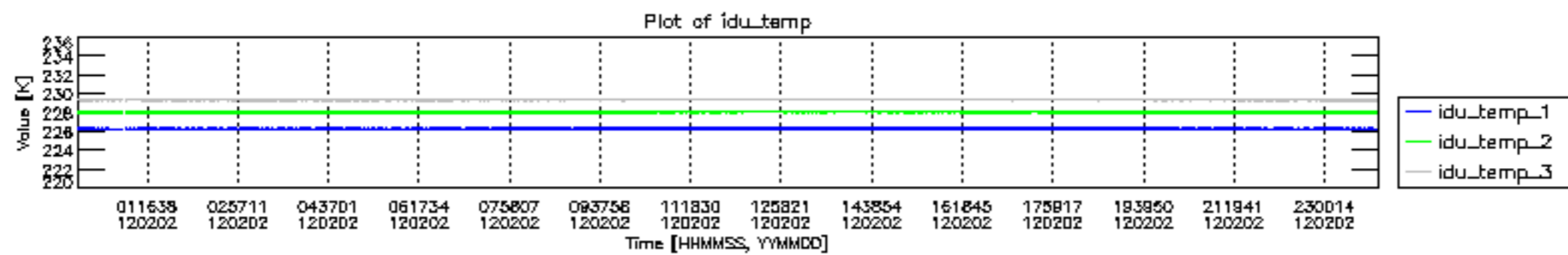
mipas_daily_report_level0_KSPT_L0_4504_N_20120202_12.PNG

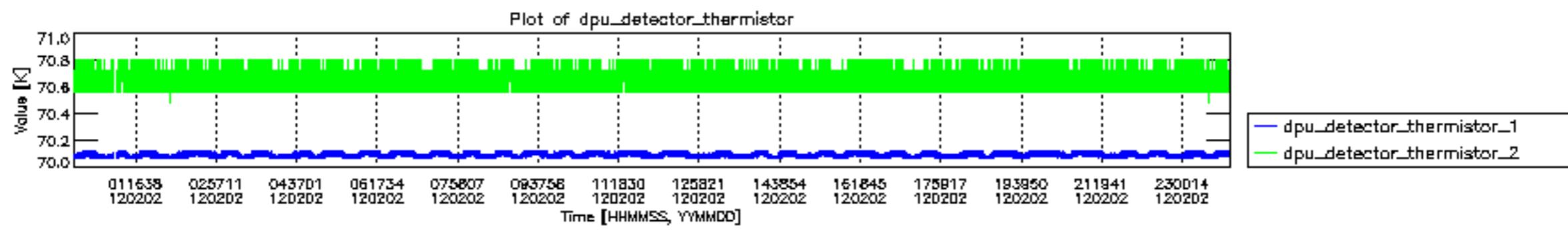



mipas_daily_report_level0_KSPT_L0_4504_N_20120202_13.PNG

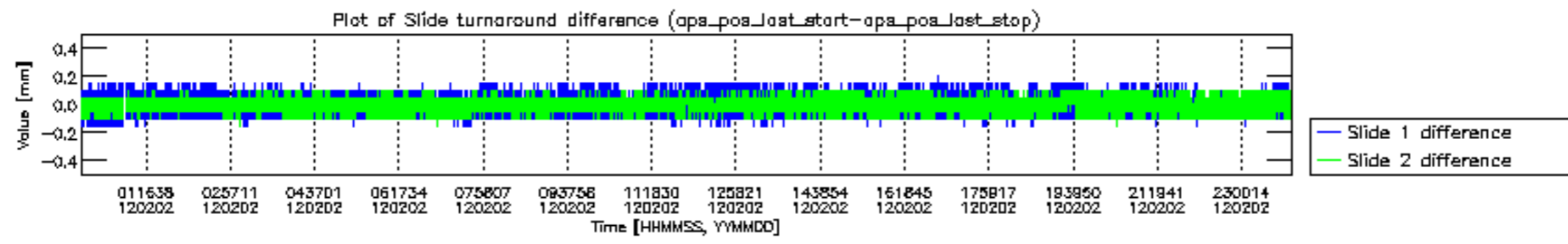





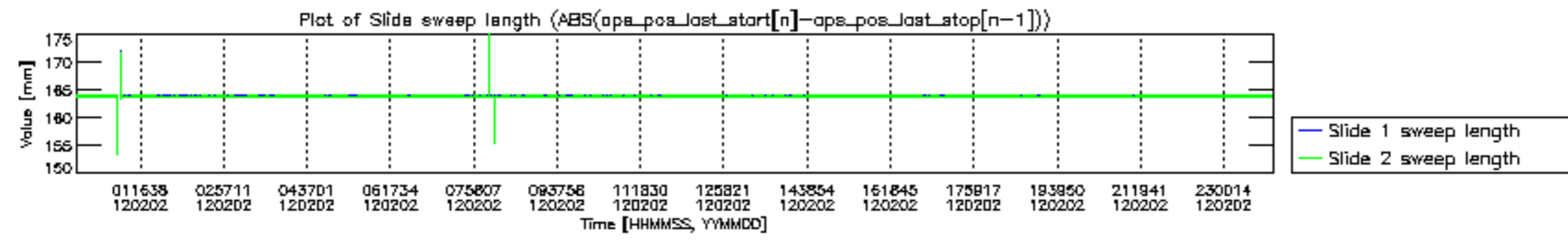


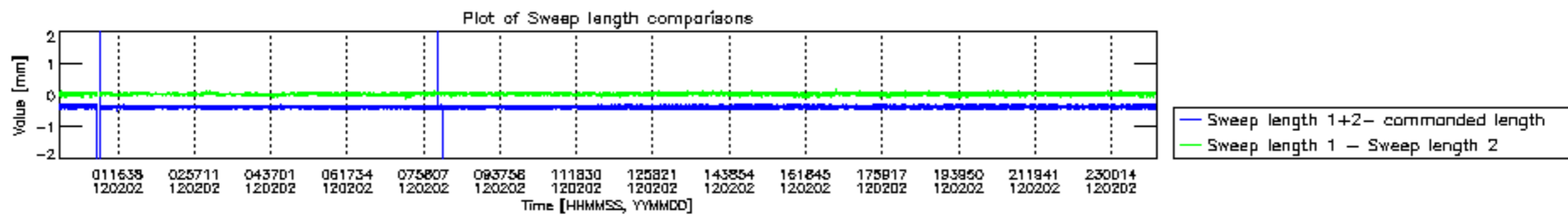


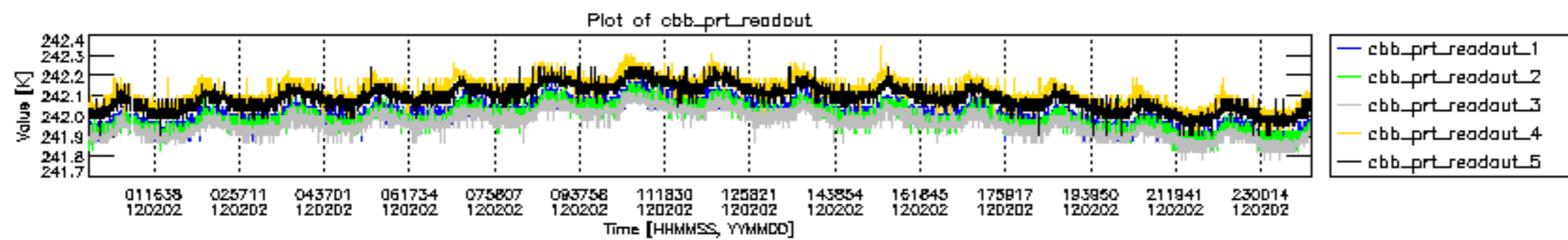


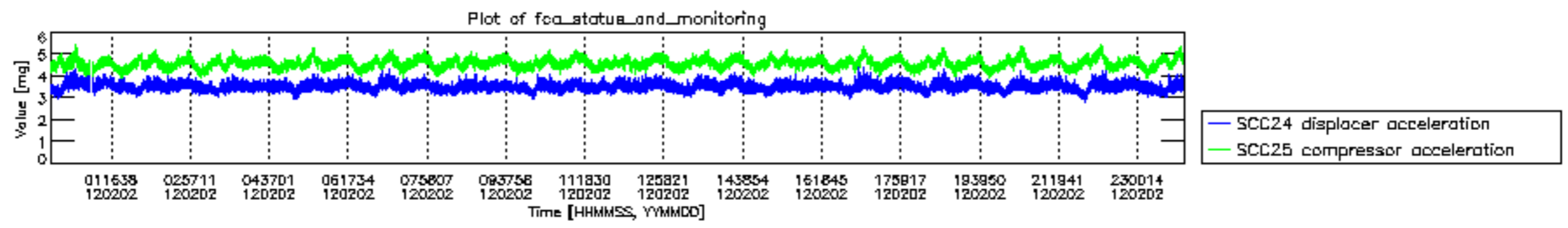












MIPNLOP_MIPSOUPAC_aux_fields_igm_cal, channel statistics plot
 Colour indicates value.

