

0. MIPAS Daily Report for level 0 products

[0.1 General Info](#)

[0.2 Instrument Operational Performance Parameters](#)

[0.3 ADF monitoring](#)

0.1 General Info

This report contains a daily analysis on parameters extracted from MIPAS level 0 data (The MIP_NL__0P product).

0.1.1 Report summary

The table below shows general characteristics of the data that are included into this report.

| Item | Value |
|--|--|
| Report version | v1.6 08-11-2010 |
| Time of report generation | 13JAN2012 05:25:39 |
| Data source version | KSPT_L0/4504-N |
| Processing scope for products | 08JAN2012 00:00:00 to 09JAN2012 00:00:00 |
| Start time of first product within scope | 08JAN2012 00:50:47 |
| Stop time of last product within scope | 09JAN2012 00:14:42 |
| Total number of level 0 products | 14 |
| Number of level 0 products with errors | 0 |

0.1.2 Product Quality Indicators per product

The following table shows a summary for each product used in this report.

| # | Product name | Start time | Stop time | Prod err | ISP err sign | ISP miss sign | ISP disc sign | rs sign |
|----|--|--------------------|--------------------|----------|--------------|---------------|---------------|---------|
| 0 | MIP_NL__OPNPDE20120108_005047_000057663110_00246_51553_5301.N1 | 08JAN2012 00:50:47 | 08JAN2012 02:26:53 | 0 | 0 | 0 | 0 | 0 |
| 1 | MIP_NL__OPNPDE20120108_022556_000045313110_00247_51554_5302.N1 | 08JAN2012 02:25:56 | 08JAN2012 03:41:27 | 0 | 0 | 0 | 0 | 0 |
| 2 | MIP_NL__OPNPDE20120108_034054_000061653110_00248_51555_5303.N1 | 08JAN2012 03:40:54 | 08JAN2012 05:23:39 | 0 | 0 | 0 | 0 | 0 |
| 3 | MIP_NL__OPNPDE20120108_052305_000060203110_00249_51556_5304.N1 | 08JAN2012 05:23:05 | 08JAN2012 07:03:26 | 0 | 0 | 0 | 0 | 0 |
| 4 | MIP_NL__OPNPDK20120108_080851_000061943110_00251_51558_8216.N1 | 08JAN2012 08:08:51 | 08JAN2012 09:52:05 | 0 | 0 | 0 | 0 | 0 |
| 5 | MIP_NL__OPNPDK20120108_095029_000060603110_00252_51559_8217.N1 | 08JAN2012 09:50:29 | 08JAN2012 11:31:29 | 0 | 0 | 0 | 0 | 0 |
| 6 | MIP_NL__OPNPDK20120108_112951_000059913110_00253_51560_8218.N1 | 08JAN2012 11:29:51 | 08JAN2012 13:09:42 | 0 | 0 | 0 | 0 | 0 |
| 7 | MIP_NL__OPNPDK20120108_130842_000059623110_00254_51561_8219.N1 | 08JAN2012 13:08:42 | 08JAN2012 14:48:04 | 0 | 0 | 0 | 0 | 0 |
| 8 | MIP_NL__OPNPDK20120108_144646_000058413110_00255_51562_8220.N1 | 08JAN2012 14:46:46 | 08JAN2012 16:24:07 | 0 | 0 | 0 | 0 | 0 |
| 9 | MIP_NL__OPNPDK20120108_162307_000060273110_00256_51563_8221.N1 | 08JAN2012 16:23:07 | 08JAN2012 18:03:33 | 0 | 0 | 0 | 0 | 0 |
| 10 | MIP_NL__OPNPDK20120108_180233_000058973110_00257_51564_8222.N1 | 08JAN2012 18:02:33 | 08JAN2012 19:40:50 | 0 | 0 | 0 | 0 | 0 |
| 11 | MIP_NL__OPNPDK20120108_193842_000061483110_00258_51565_8223.N1 | 08JAN2012 19:38:42 | 08JAN2012 21:21:10 | 0 | 0 | 0 | 0 | 0 |
| 12 | MIP_NL__OPNPDE20120108_211909_000043873110_00259_51566_5305.N1 | 08JAN2012 21:19:09 | 08JAN2012 22:32:16 | 0 | 0 | 0 | 0 | 0 |
| 13 | MIP_NL__OPNPDE20120108_223109_000062133110_00259_51566_5306.N1 | 08JAN2012 22:31:09 | 09JAN2012 00:14:42 | 0 | 0 | 0 | 0 | 0 |

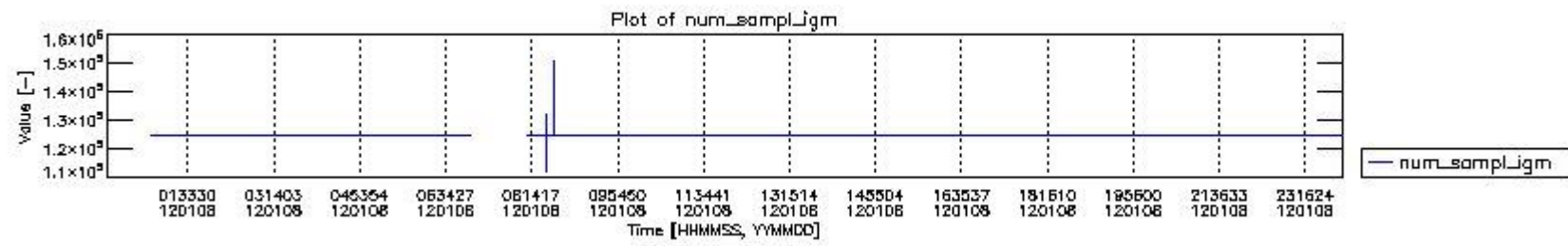
0.2 Instrument Operational Performance Parameters

The following plots give an overview of various instrument parameters for this day. The instrument parameters are part of the auxiliary data field within the source packets of the MIP_NL__0P product. The auxiliary data is normally included twice per interferogram. Note that only the first packet is currently included in monitoring.

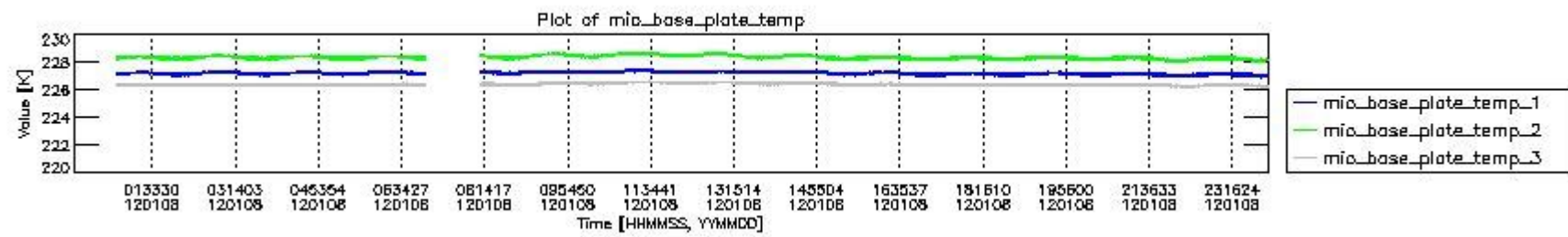
The following table shows the counts of various interferogram number of samples

| Number of igm samples | Count [#] | Count [%] |
|-----------------------|-----------|--------------|
| 112142 | 1 | 0.0026145842 |
| 119616 | 1 | 0.0026145842 |
| 124800 | 35525 | 92.883102 |
| 124803 | 2716 | 7.1012106 |

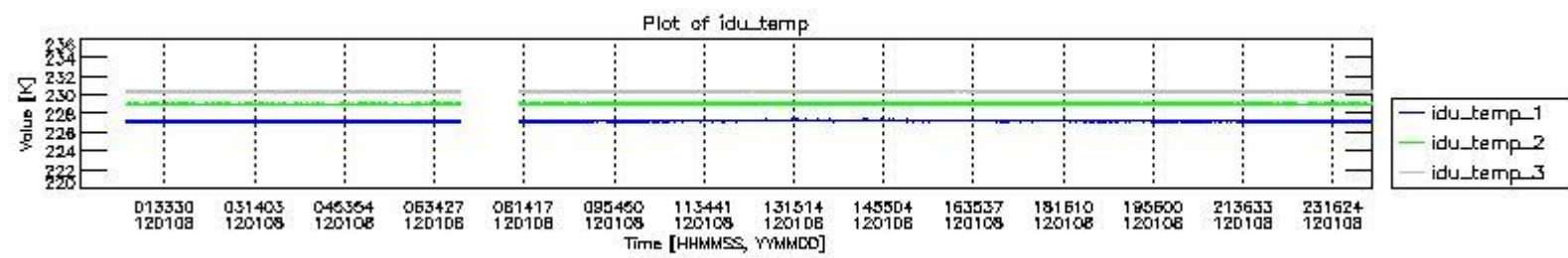
| | | |
|--------|---|--------------|
| 127828 | 1 | 0.0026145842 |
| 132274 | 1 | 0.0026145842 |
| 147960 | 1 | 0.0026145842 |
| 150988 | 1 | 0.0026145842 |



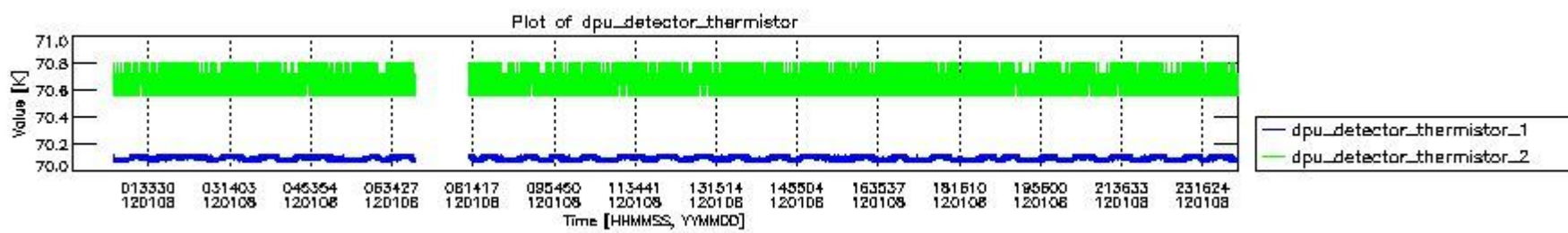
mipas_daily_report_level0_KSPT_L0_4504_N_20120108_0.PNG



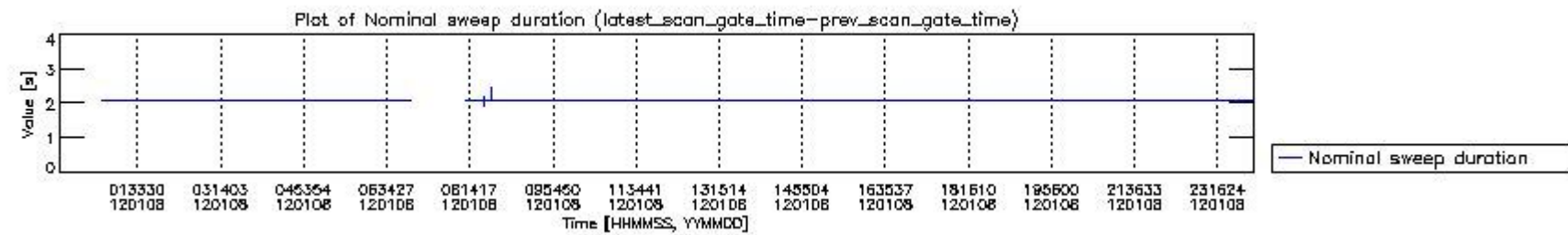
mipas_daily_report_level0_KSPT_L0_4504_N_20120108_1.PNG



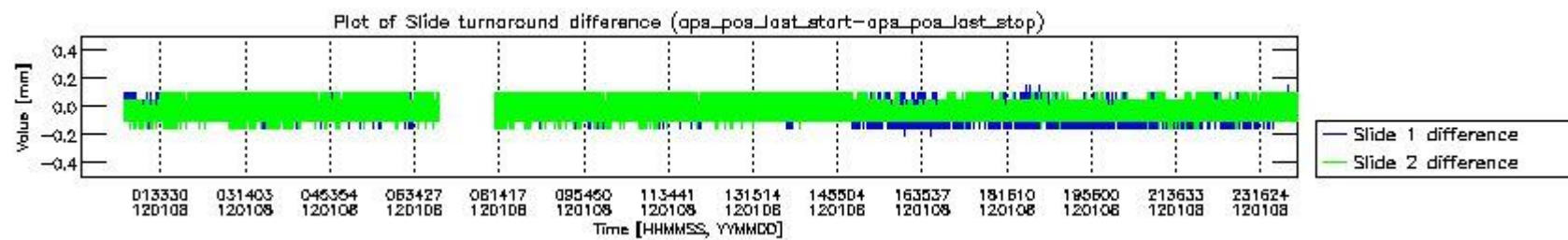
mipas_daily_report_level0_KSPT_L0_4504_N_20120108_2.PNG



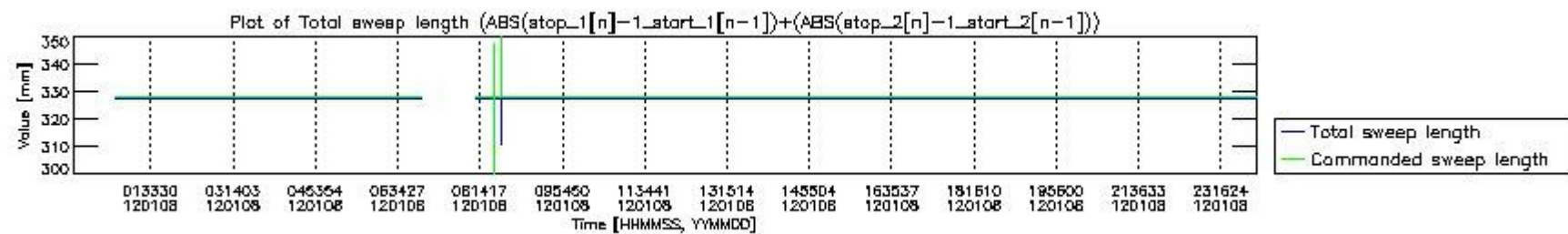
mipas_daily_report_level0_KSPT_L0_4504_N_20120108_3.PNG



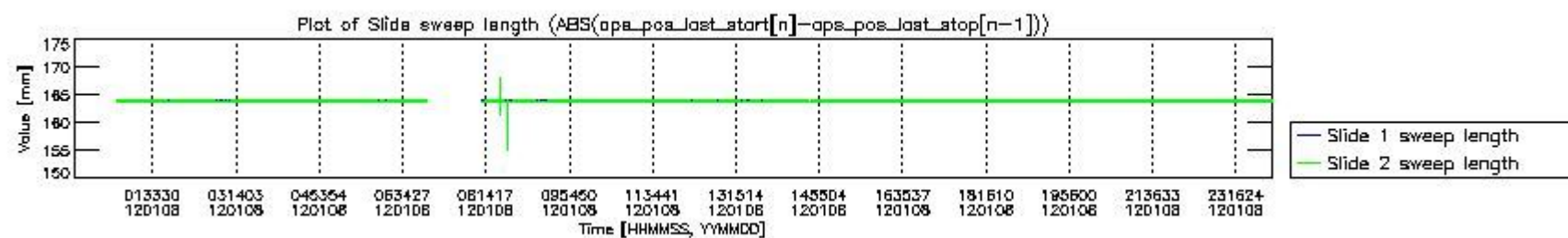
mipas_daily_report_level0_KSPT_L0_4504_N_20120108_4.PNG



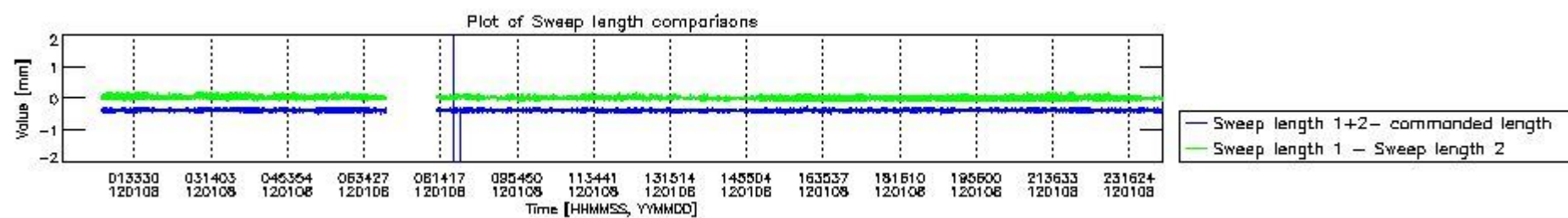
mipas_daily_report_level0_KSPT_L0_4504_N_20120108_5.PNG



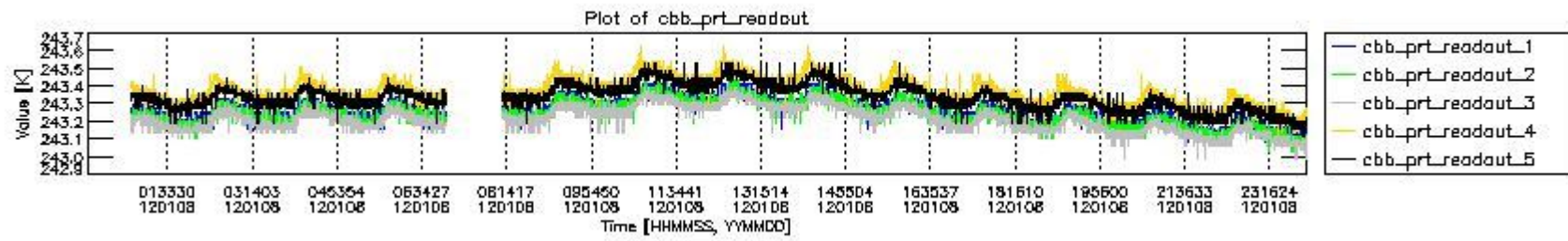
mipas_daily_report_level0_KSPT_L0_4504_N_20120108_6.PNG



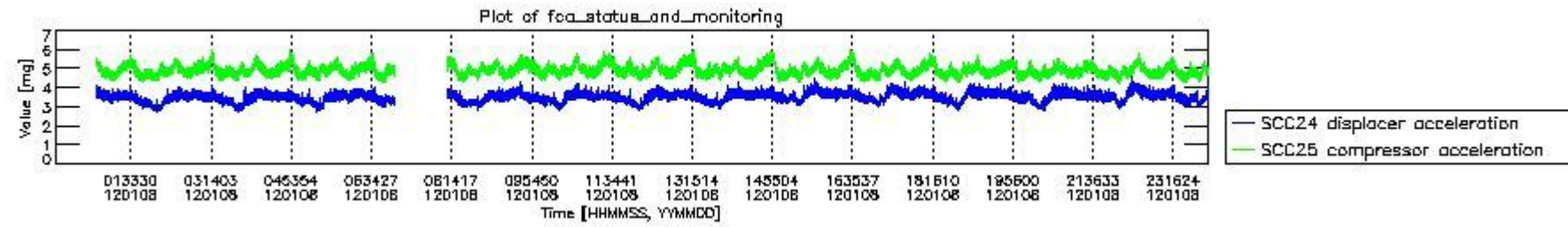
mipas_daily_report_level0_KSPT_L0_4504_N_20120108_7.PNG



mipas_daily_report_level0_KSPT_L0_4504_N_20120108_8.PNG



mipas_daily_report_level0_KSPT_L0_4504_N_20120108_9.PNG

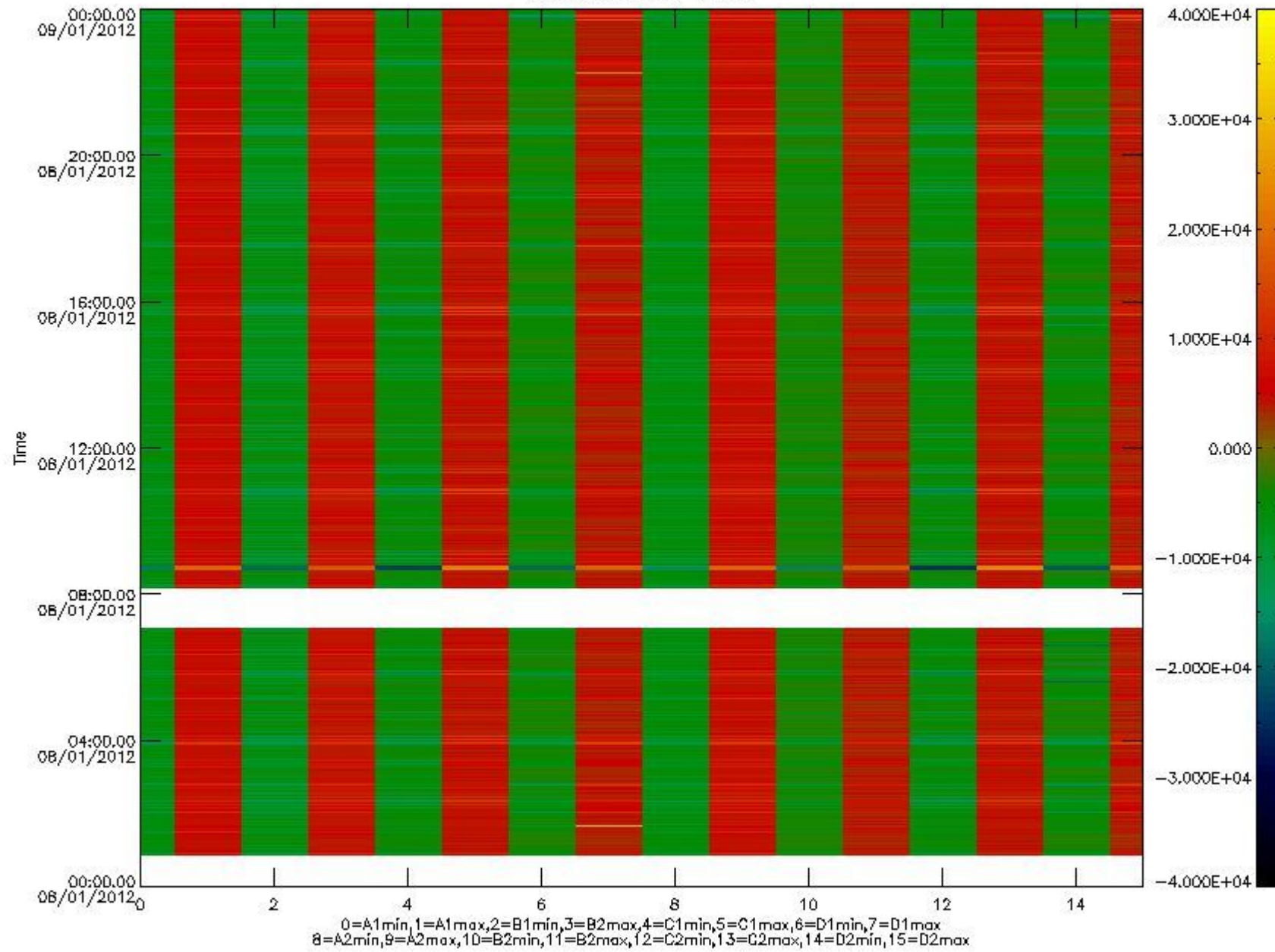


mipas_daily_report_level0_KSPT_L0_4504_N_20120108_10.PNG

The following table shows channel statistics for all channels for this day.

| Channel | Min | Max | ADC |
|---------|--------|-------|-------|
| A1 | -17717 | 18728 | 16bit |
| B1 | -19703 | 17020 | 16bit |
| C1 | -23518 | 23355 | 16bit |
| D1 | -26368 | 32767 | 16bit |
| A2 | -15404 | 18923 | 16bit |
| B2 | -17516 | 17246 | 16bit |
| C2 | -24489 | 24065 | 16bit |
| D2 | -32768 | 32767 | 16bit |

MIPNLOP_MIPSOUPAC_aux_fields_igm_cal, channel statistics plot
Colour indicates value.



mipas_daily_report_level0_KSPT_L0_4504_N_20120108_11.PNG

0.3 ADF monitoring

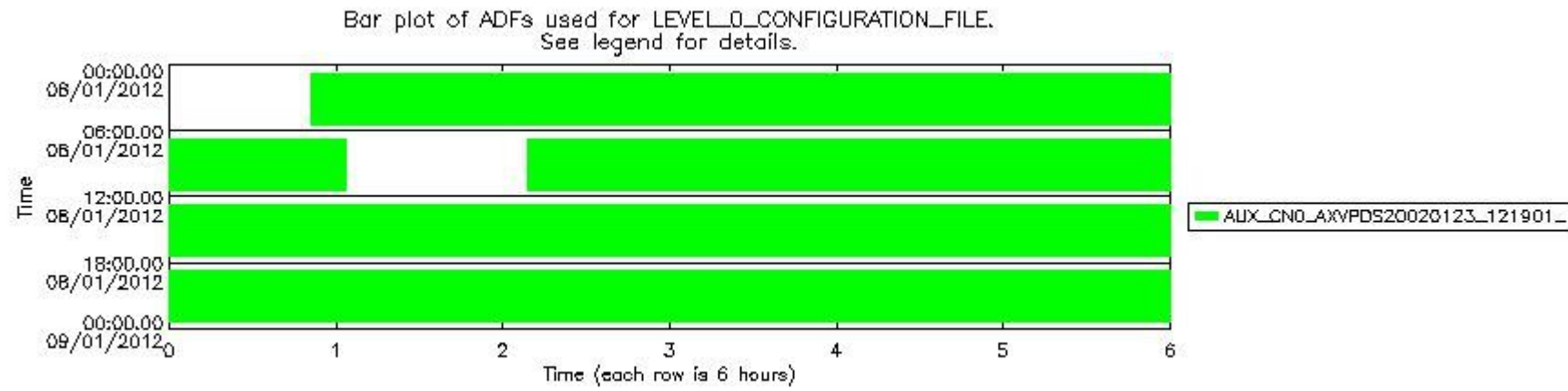
The use of ADFs is shown in two ways:

1. By means of two tables that can be used to find the ADF used for a specific product.
2. By means of plots that show changes in ADF using colours.

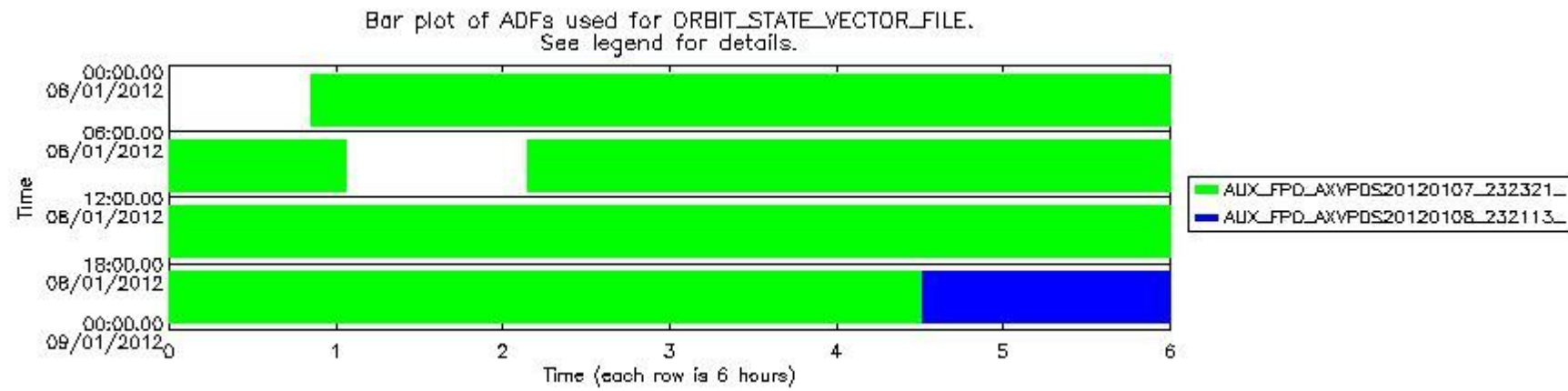
| Number | ADF |
|--------|---|
| 0 | AUX_CN0_AXVPDS20020123_121901_20020101_000000_20200101_000000 |
| 1 | AUX_FPO_AXVPDS20120107_232321_20120107_182037_20120117_203415 |
| 2 | AUX_FPO_AXVPDS20120108_232113_20120108_192406_20120118_213745 |

| Number | Product name | #CN0 | #FPO |
|--------|--------------|------|------|
|--------|--------------|------|------|


| | | | |
|----|--|---|---|
| 0 | MIP_NL__0PNPDE20120108_005047_000057663110_00246_51553_5301.N1 | 0 | 1 |
| 1 | MIP_NL__0PNPDE20120108_022556_000045313110_00247_51554_5302.N1 | 0 | 1 |
| 2 | MIP_NL__0PNPDE20120108_034054_000061653110_00248_51555_5303.N1 | 0 | 1 |
| 3 | MIP_NL__0PNPDE20120108_052305_000060203110_00249_51556_5304.N1 | 0 | 1 |
| 4 | MIP_NL__0PNPDK20120108_080851_000061943110_00251_51558_8216.N1 | 0 | 1 |
| 5 | MIP_NL__0PNPDK20120108_095029_000060603110_00252_51559_8217.N1 | 0 | 1 |
| 6 | MIP_NL__0PNPDK20120108_112951_000059913110_00253_51560_8218.N1 | 0 | 1 |
| 7 | MIP_NL__0PNPDK20120108_130842_000059623110_00254_51561_8219.N1 | 0 | 1 |
| 8 | MIP_NL__0PNPDK20120108_144646_000058413110_00255_51562_8220.N1 | 0 | 1 |
| 9 | MIP_NL__0PNPDK20120108_162307_000060273110_00256_51563_8221.N1 | 0 | 1 |
| 10 | MIP_NL__0PNPDK20120108_180233_000058973110_00257_51564_8222.N1 | 0 | 1 |
| 11 | MIP_NL__0PNPDK20120108_193842_000061483110_00258_51565_8223.N1 | 0 | 1 |
| 12 | MIP_NL__0PNPDE20120108_211909_000043873110_00259_51566_5305.N1 | 0 | 1 |
| 13 | MIP_NL__0PNPDE20120108_223109_000062133110_00259_51566_5306.N1 | 0 | 2 |

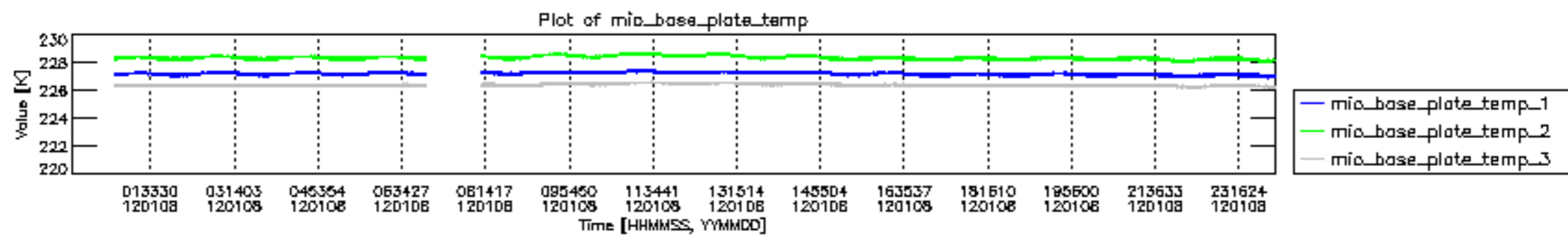


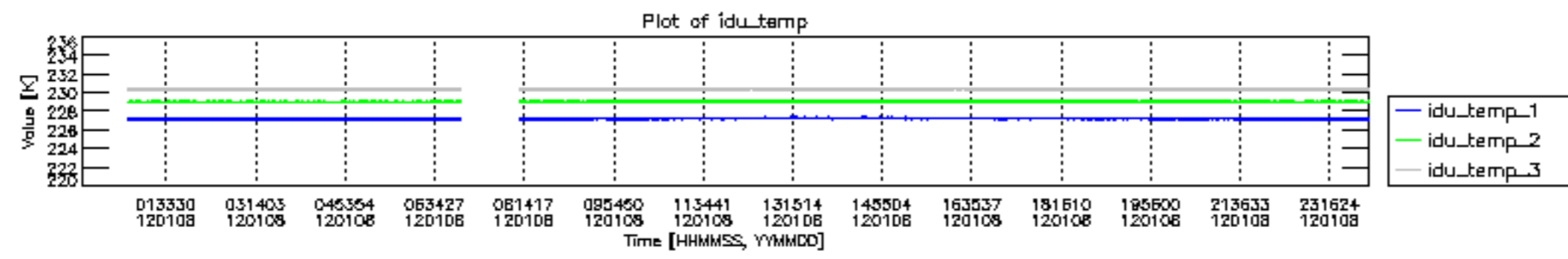
mipas_daily_report_level0_KSPT_L0_4504_N_20120108_12.PNG

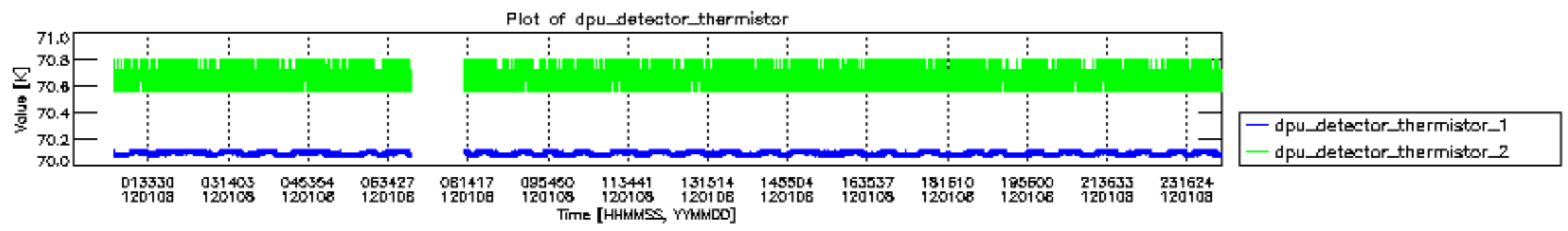



mipas_daily_report_level0_KSPT_L0_4504_N_20120108_13.PNG

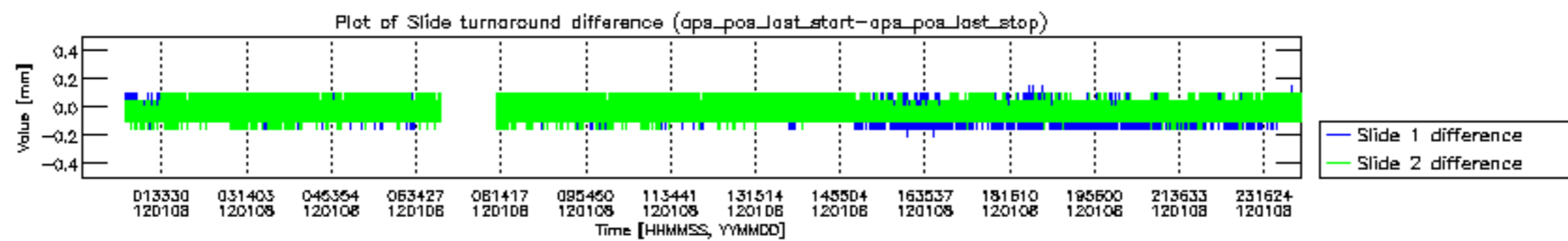





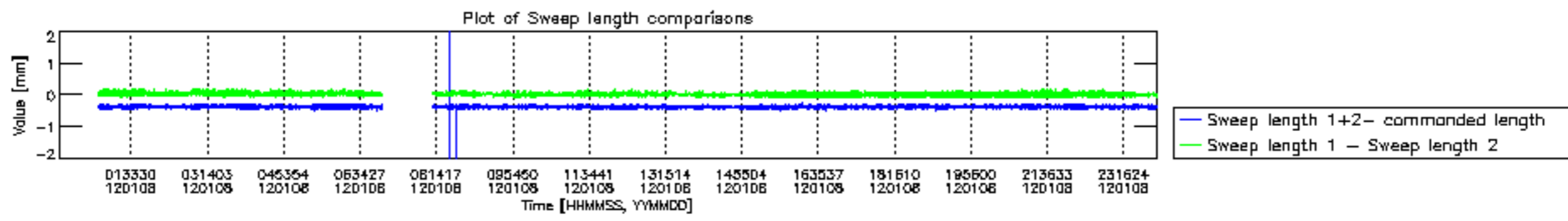


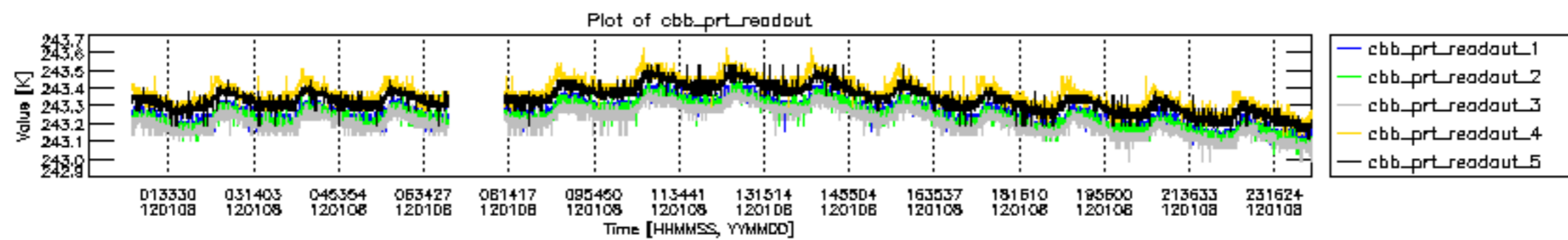


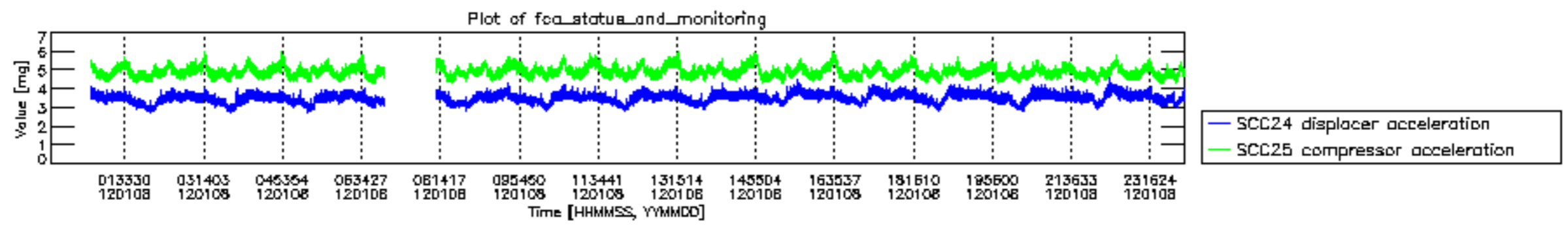












MIPNLOP_MIPSOUPAC_aux_fields_igm_cal, channel statistics plot
 Colour indicates value.

