

0. MIPAS Daily Report for level 0 products

[0.1 General Info](#)

[0.2 Instrument Operational Performance Parameters](#)

[0.3 ADF monitoring](#)

0.1 General Info

This report contains a daily analysis on parameters extracted from MIPAS level 0 data (The MIP_NL__0P product).

0.1.1 Report summary

The table below shows general characteristics of the data that are included into this report.

| Item | Value |
|------------------------------------------|------------------------------------------|
| Report version | v1.6 08-11-2010 |
| Time of report generation | 02JAN2012 05:23:24 |
| Data source version | KSPT_L0/4504-N |
| Processing scope for products | 28DEC2011 00:00:00 to 29DEC2011 00:00:00 |
| Start time of first product within scope | 28DEC2011 00:52:30 |
| Stop time of last product within scope | 29DEC2011 00:17:44 |
| Total number of level 0 products | 15 |
| Number of level 0 products with errors | 0 |

0.1.2 Product Quality Indicators per product

The following table shows a summary for each product used in this report.

| # | Product name | Start time | Stop time | Prod err | ISP err sign | ISP miss sign | ISP disc sign | rs sign |
|----|----------------------------------------------------------------|--------------------|--------------------|----------|--------------|---------------|---------------|---------|
| 0 | MIP_NL__OPNPDE20111228_005230_000058053110_00088_51395_5225.N1 | 28DEC2011 00:52:30 | 28DEC2011 02:29:15 | 0 | 0 | 0 | 0 | 0 |
| 1 | MIP_NL__OPNPDE20111228_022819_000045753110_00089_51396_5226.N1 | 28DEC2011 02:28:19 | 28DEC2011 03:44:33 | 0 | 0 | 0 | 0 | 0 |
| 2 | MIP_NL__OPNPDE20111228_034402_000061563110_00090_51397_5227.N1 | 28DEC2011 03:44:02 | 28DEC2011 05:26:38 | 0 | 0 | 0 | 0 | 0 |
| 3 | MIP_NL__OPNPDE20111228_052605_000060323110_00091_51398_5228.N1 | 28DEC2011 05:26:05 | 28DEC2011 07:06:37 | 0 | 0 | 0 | 0 | 0 |
| 4 | MIP_NL__OPNPDK20111228_070604_000040323110_00092_51399_7918.N1 | 28DEC2011 07:06:04 | 28DEC2011 08:13:15 | 0 | 0 | 0 | 0 | 0 |
| 5 | MIP_NL__OPNPDK20111228_081217_000062363110_00093_51400_7919.N1 | 28DEC2011 08:12:17 | 28DEC2011 09:56:13 | 0 | 0 | 0 | 0 | 0 |
| 6 | MIP_NL__OPNPDK20111228_095432_000058493110_00094_51401_7920.N1 | 28DEC2011 09:54:32 | 28DEC2011 11:32:01 | 0 | 0 | 0 | 0 | 0 |
| 7 | MIP_NL__OPNPDK20111228_113103_000060973110_00095_51402_7921.N1 | 28DEC2011 11:31:03 | 28DEC2011 13:12:40 | 0 | 0 | 0 | 0 | 0 |
| 8 | MIP_NL__OPNPDK20111228_131144_000059333110_00096_51403_7922.N1 | 28DEC2011 13:11:44 | 28DEC2011 14:50:36 | 0 | 0 | 0 | 0 | 0 |
| 9 | MIP_NL__OPNPDK20111228_144953_000059623110_00097_51404_7923.N1 | 28DEC2011 14:49:53 | 28DEC2011 16:29:15 | 0 | 0 | 0 | 0 | 0 |
| 10 | MIP_NL__OPNPDK20111228_162833_000058853110_00098_51405_7924.N1 | 28DEC2011 16:28:33 | 28DEC2011 18:06:37 | 0 | 0 | 0 | 0 | 0 |
| 11 | MIP_NL__OPNPDK20111228_180537_000057643110_00099_51406_7925.N1 | 28DEC2011 18:05:37 | 28DEC2011 19:41:40 | 0 | 0 | 0 | 0 | 0 |
| 12 | MIP_NL__OPNPDE20111228_194036_000043413110_00100_51407_5229.N1 | 28DEC2011 19:40:36 | 28DEC2011 20:52:57 | 0 | 0 | 0 | 0 | 0 |
| 13 | MIP_NL__OPNPDE20111228_205200_000063233110_00100_51407_5230.N1 | 28DEC2011 20:52:00 | 28DEC2011 22:37:24 | 0 | 0 | 0 | 0 | 0 |
| 14 | MIP_NL__OPNPDE20111228_223619_000060853110_00101_51408_5231.N1 | 28DEC2011 22:36:19 | 29DEC2011 00:17:44 | 0 | 0 | 0 | 0 | 0 |

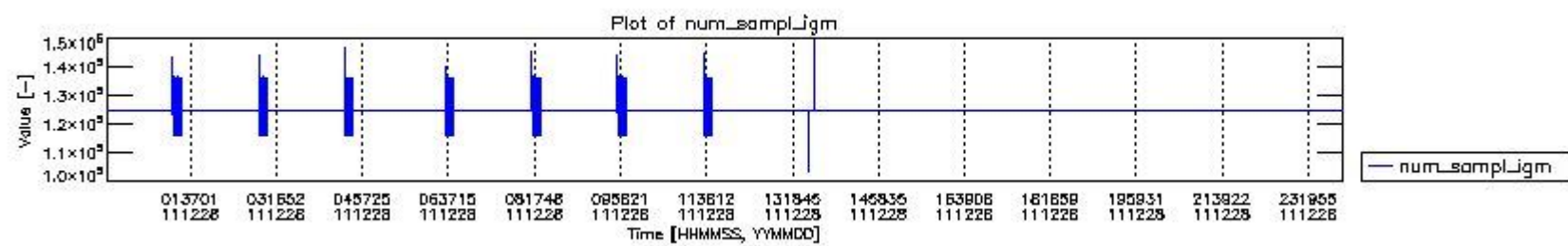
0.2 Instrument Operational Performance Parameters

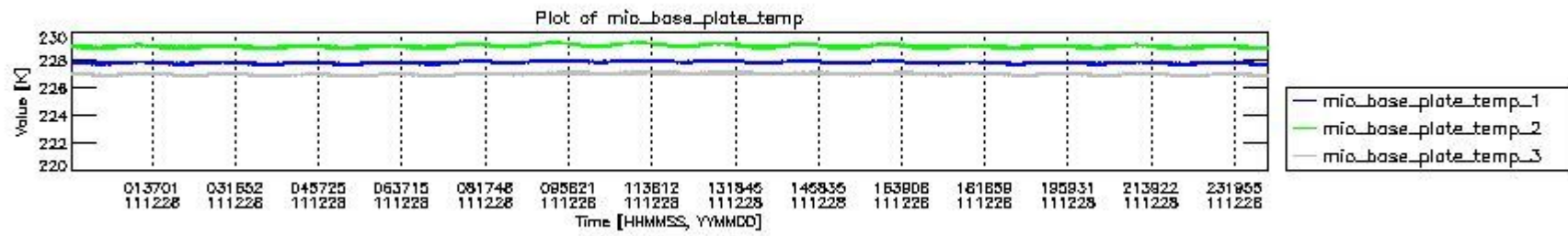
The following plots give an overview of various instrument parameters for this day. The instrument parameters are part of the auxiliary data field within the source packets of the MIP_NL__0P product. The auxiliary data is normally included twice per interferogram. Note that only the first packet is currently included in monitoring.

The following table shows the counts of various interferogram number of samples

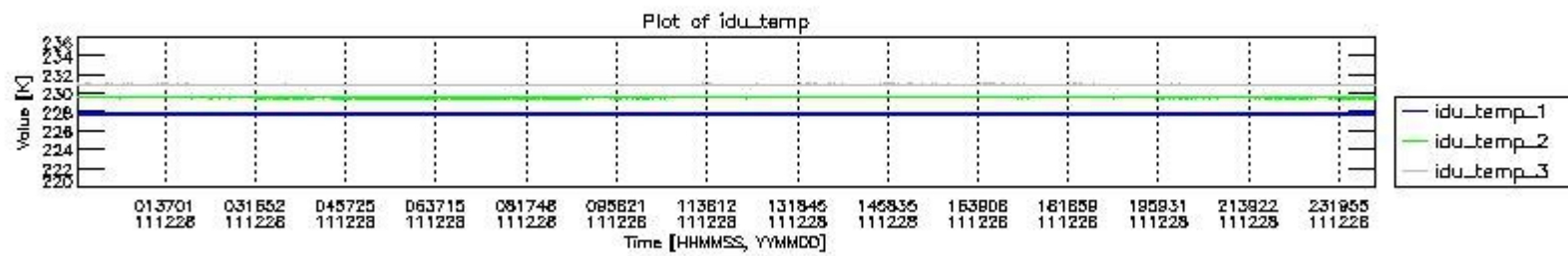
| Number of igm samples | Count [#] | Count [%] |
|-----------------------|-----------|--------------|
| 103112 | 1 | 0.0024072023 |
| 103890 | 1 | 0.0024072023 |
| 115933 | 1 | 0.0024072023 |

| | | |
|--------|-------|--------------|
| 116008 | 8 | 0.019257619 |
| 116082 | 72 | 0.17331857 |
| 116156 | 34 | 0.081844880 |
| 116231 | 7 | 0.016850416 |
| 116305 | 3 | 0.0072216070 |
| 116379 | 1 | 0.0024072023 |
| 119873 | 1 | 0.0024072023 |
| 123442 | 1 | 0.0024072023 |
| 123814 | 1 | 0.0024072023 |
| 123962 | 1 | 0.0024072023 |
| 124022 | 1 | 0.0024072023 |
| 124260 | 1 | 0.0024072023 |
| 124800 | 38316 | 92.234365 |
| 124803 | 2821 | 6.7907178 |
| 125152 | 1 | 0.0024072023 |
| 125746 | 1 | 0.0024072023 |
| 127159 | 1 | 0.0024072023 |
| 127198 | 1 | 0.0024072023 |
| 127348 | 8 | 0.019257619 |
| 127496 | 72 | 0.17331857 |
| 127644 | 34 | 0.081844880 |
| 127794 | 7 | 0.016850416 |
| 127942 | 3 | 0.0072216070 |
| 128090 | 1 | 0.0024072023 |
| 135078 | 1 | 0.0024072023 |
| 136065 | 1 | 0.0024072023 |
| 136140 | 8 | 0.019257619 |
| 136214 | 72 | 0.17331857 |
| 136288 | 34 | 0.081844880 |
| 136363 | 7 | 0.016850416 |
| 136437 | 3 | 0.0072216070 |
| 136511 | 1 | 0.0024072023 |
| 140005 | 1 | 0.0024072023 |
| 142216 | 1 | 0.0024072023 |
| 142960 | 1 | 0.0024072023 |
| 143256 | 1 | 0.0024072023 |
| 143574 | 1 | 0.0024072023 |
| 143852 | 1 | 0.0024072023 |
| 143946 | 1 | 0.0024072023 |
| 144094 | 1 | 0.0024072023 |
| 144392 | 1 | 0.0024072023 |
| 145284 | 1 | 0.0024072023 |
| 145636 | 1 | 0.0024072023 |
| 145878 | 1 | 0.0024072023 |
| 146824 | 1 | 0.0024072023 |
| 147291 | 1 | 0.0024072023 |
| 149650 | 1 | 0.0024072023 |

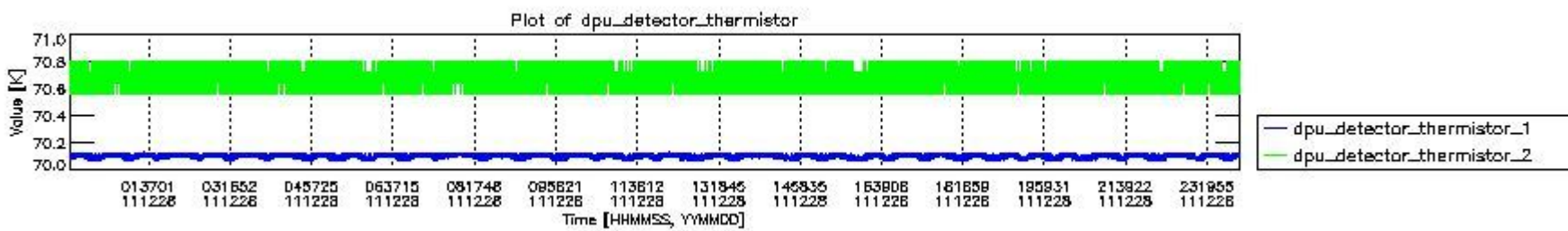




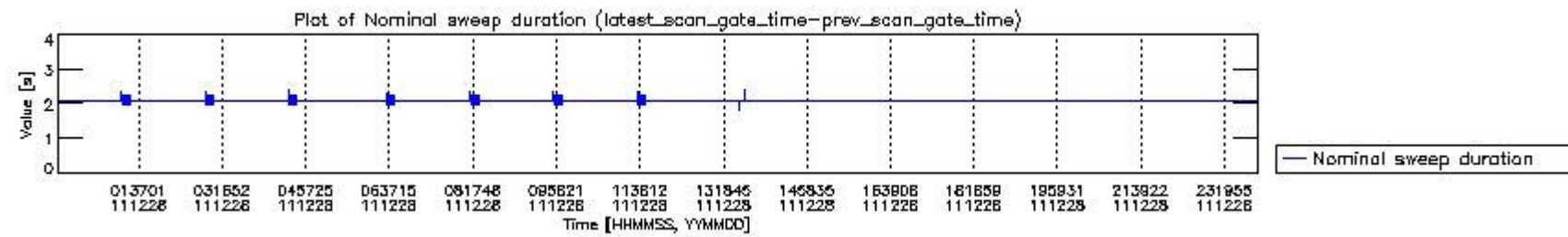
mipas_daily_report_level0_KSPT_L0_4504_N_20111228_1.PNG



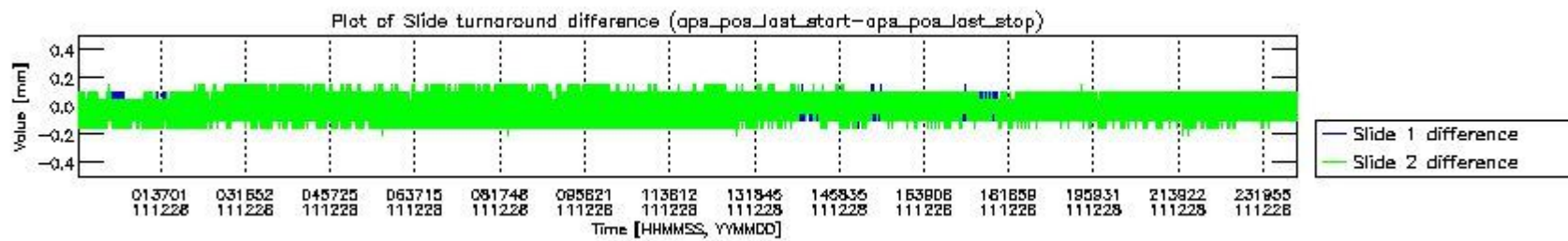
mipas_daily_report_level0_KSPT_L0_4504_N_20111228_2.PNG



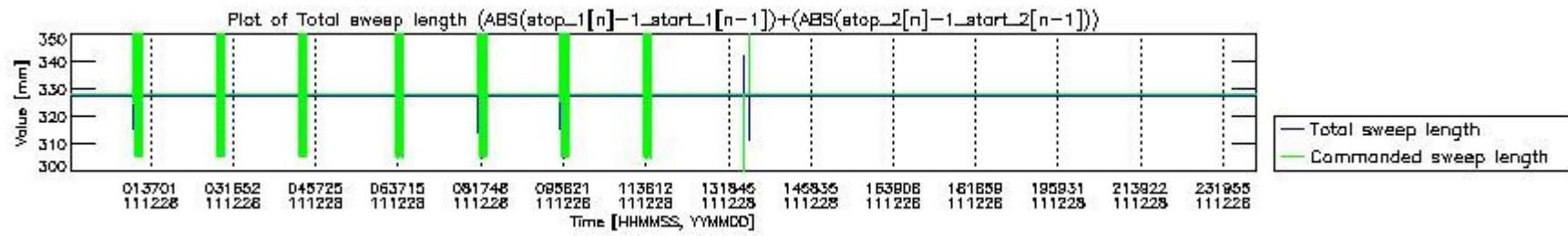
mipas_daily_report_level0_KSPT_L0_4504_N_20111228_3.PNG



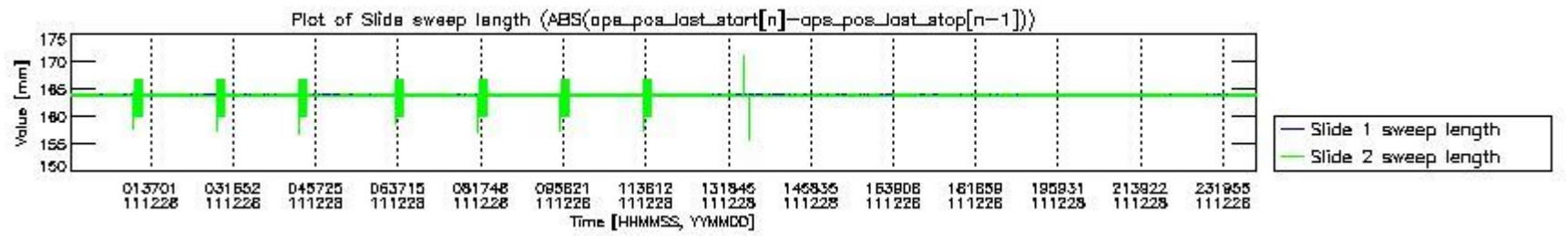
mipas_daily_report_level0_KSPT_L0_4504_N_20111228_4.PNG



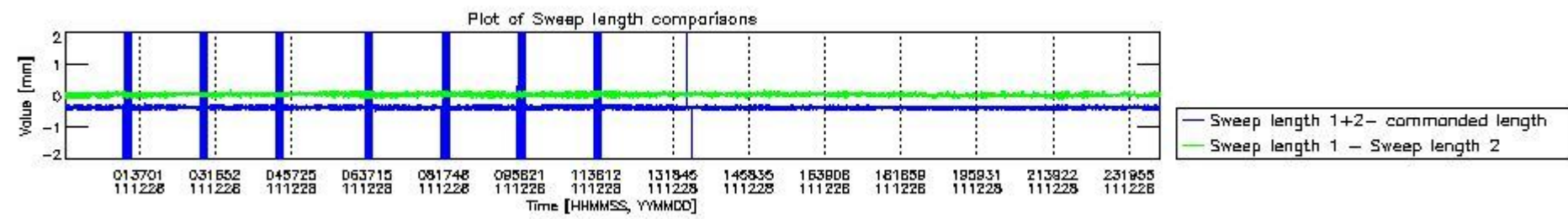
mipas_daily_report_level0_KSPT_L0_4504_N_20111228_5.PNG



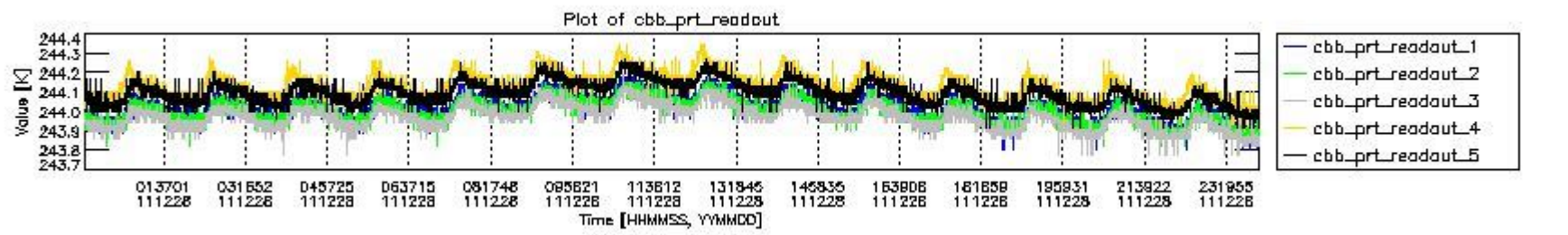
mipas_daily_report_level0_KSPT_L0_4504_N_20111228_6.PNG



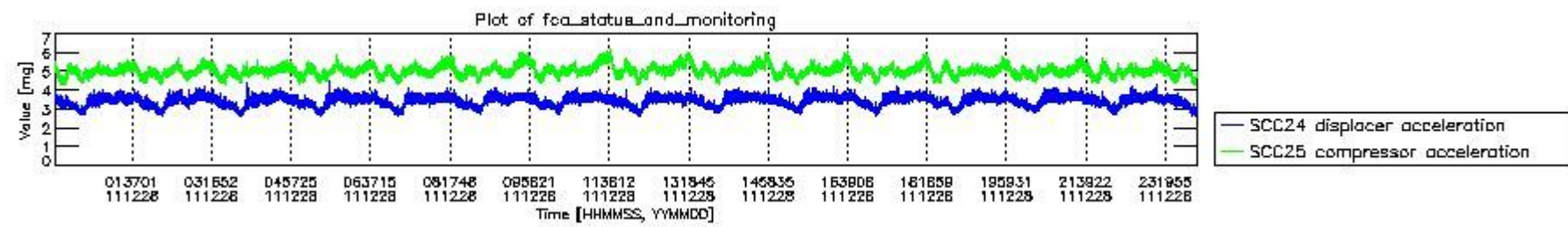
mipas_daily_report_level0_KSPT_L0_4504_N_20111228_7.PNG



mipas_daily_report_level0_KSPT_L0_4504_N_20111228_8.PNG



mipas_daily_report_level0_KSPT_L0_4504_N_20111228_9.PNG




mipas_daily_report_level0_KSPT_L0_4504_N_20111228_10.PNG

The following table shows channel statistics for all channels for this day.

| Channel | Min | Max | ADC |
|---------|--------|-------|-------|
| A1 | -17963 | 18996 | 16bit |
| B1 | -20169 | 17366 | 16bit |
| C1 | -24302 | 24175 | 16bit |
| D1 | -27848 | 32767 | 16bit |
| A2 | -15606 | 19214 | 16bit |
| B2 | -17998 | 17672 | 16bit |
| C2 | -25328 | 24861 | 16bit |
| D2 | -32768 | 32743 | 16bit |

MIPNLOP_MIPSOUPAC_aux_fields_1gm_cal, channel statistics plot
Colour indicates value.



mipas_daily_report_level0_KSPT_L0_4504_N_20111228_11.PNG

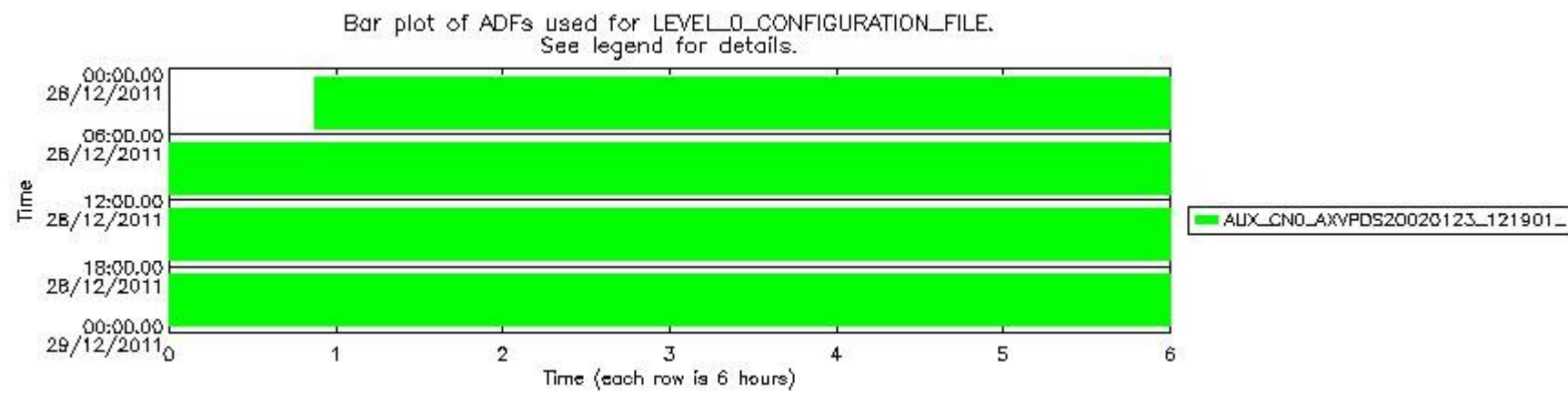
0.3 ADF monitoring

The use of ADFs is shown in two ways:

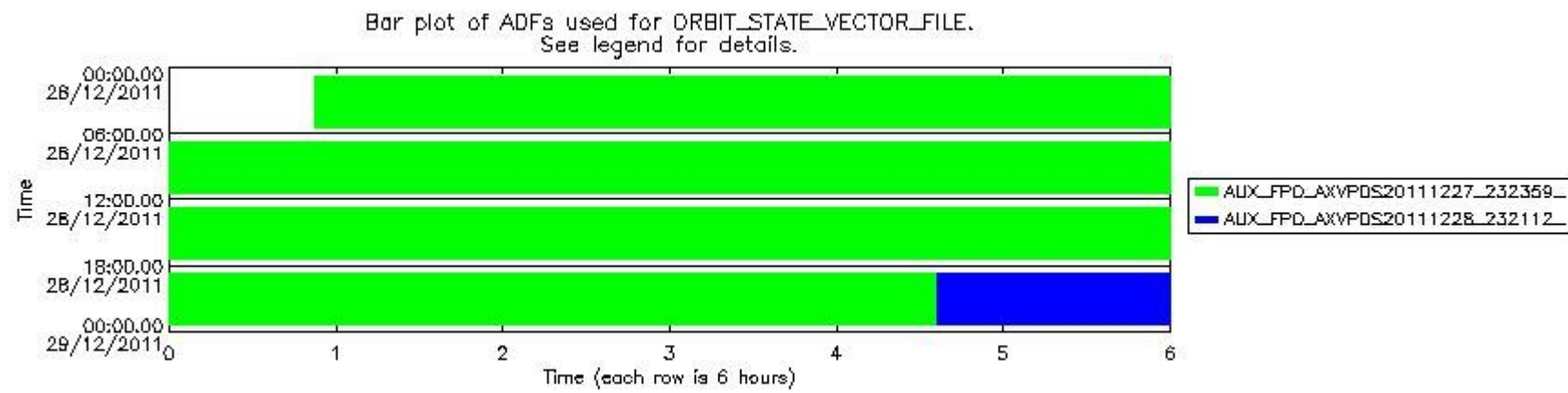
1. By means of two tables that can be used to find the ADF used for a specific product.
2. By means of plots that show changes in ADF using colours.

| Number | ADF |
|--------|---------------------------------------------------------------|
| 0 | AUX_CN0_AXVPDS20020123_121901_20020101_000000_20200101_000000 |
| 1 | AUX_FPO_AXVPDS20111227_232359_20111227_182354_20120106_203736 |
| 2 | AUX_FPO_AXVPDS20111228_232112_20111228_192723_20120107_200051 |

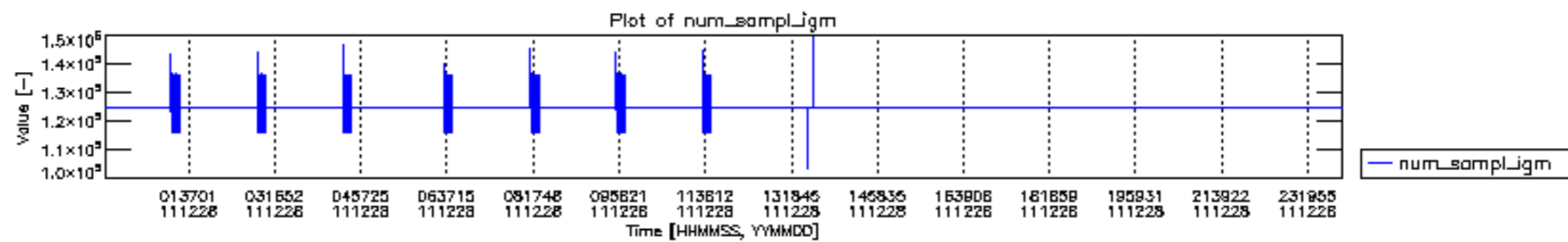
| Number | Product name | #CNO | #FPO |
|--------|---------------------------------------------------------------|------|------|
| 0 | MIP_NL_0PNPDE20111228_005230_000058053110_00088_51395_5225.N1 | 0 | 1 |
| 1 | MIP_NL_0PNPDE20111228_022819_000045753110_00089_51396_5226.N1 | 0 | 1 |
| 2 | MIP_NL_0PNPDE20111228_034402_000061563110_00090_51397_5227.N1 | 0 | 1 |
| 3 | MIP_NL_0PNPDE20111228_052605_000060323110_00091_51398_5228.N1 | 0 | 1 |
| 4 | MIP_NL_0PNPDK20111228_070604_000040323110_00092_51399_7918.N1 | 0 | 1 |
| 5 | MIP_NL_0PNPDK20111228_081217_000062363110_00093_51400_7919.N1 | 0 | 1 |
| 6 | MIP_NL_0PNPDK20111228_095432_000058493110_00094_51401_7920.N1 | 0 | 1 |
| 7 | MIP_NL_0PNPDK20111228_113103_000060973110_00095_51402_7921.N1 | 0 | 1 |
| 8 | MIP_NL_0PNPDK20111228_131144_000059333110_00096_51403_7922.N1 | 0 | 1 |
| 9 | MIP_NL_0PNPDK20111228_144953_000059623110_00097_51404_7923.N1 | 0 | 1 |
| 10 | MIP_NL_0PNPDK20111228_162833_000058853110_00098_51405_7924.N1 | 0 | 1 |
| 11 | MIP_NL_0PNPDK20111228_180537_000057643110_00099_51406_7925.N1 | 0 | 1 |
| 12 | MIP_NL_0PNPDE20111228_194036_000043413110_00100_51407_5229.N1 | 0 | 1 |
| 13 | MIP_NL_0PNPDE20111228_205200_000063233110_00100_51407_5230.N1 | 0 | 1 |
| 14 | MIP_NL_0PNPDE20111228_223619_000060853110_00101_51408_5231.N1 | 0 | 2 |

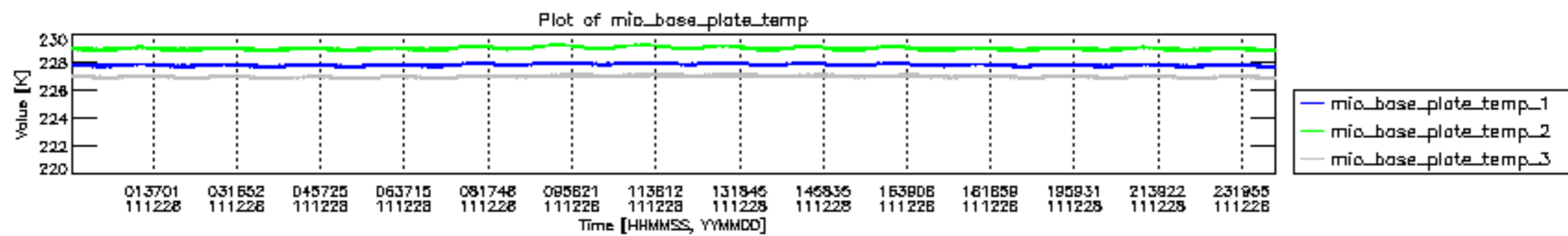


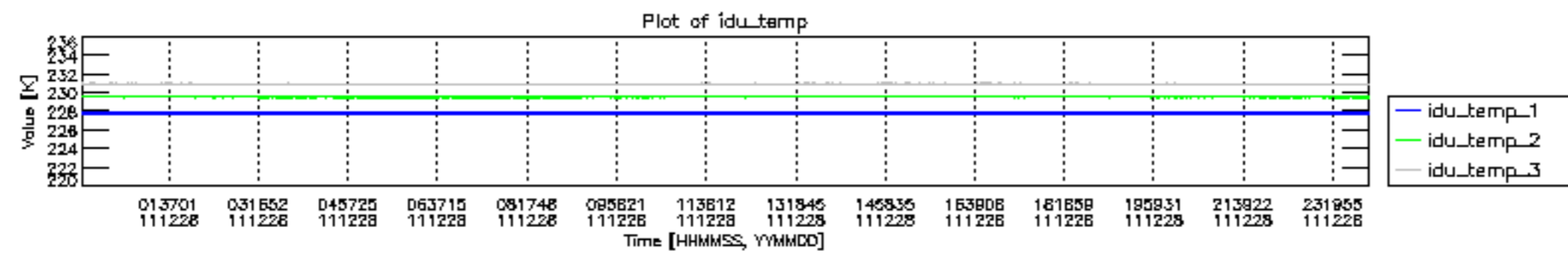
mipas_daily_report_level0_KSPT_L0_4504_N_20111228_12.PNG

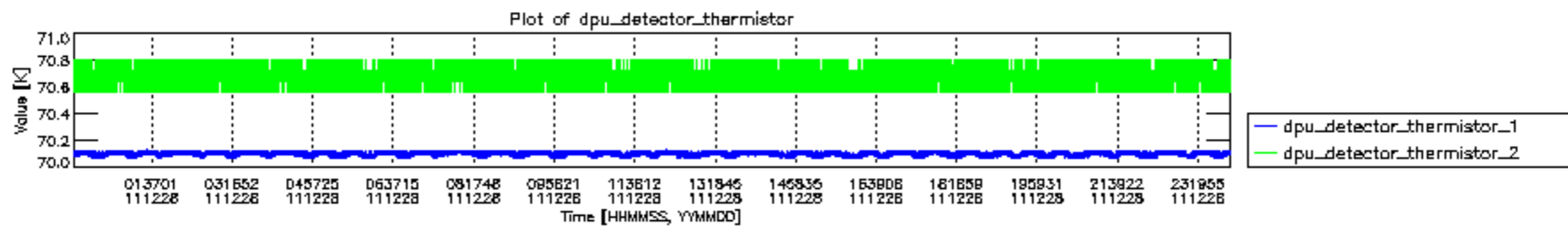


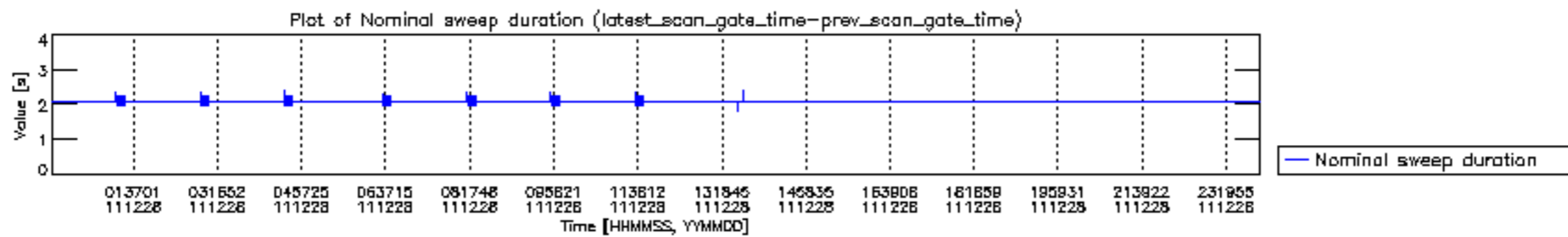
mipas_daily_report_level0_KSPT_L0_4504_N_20111228_13.PNG

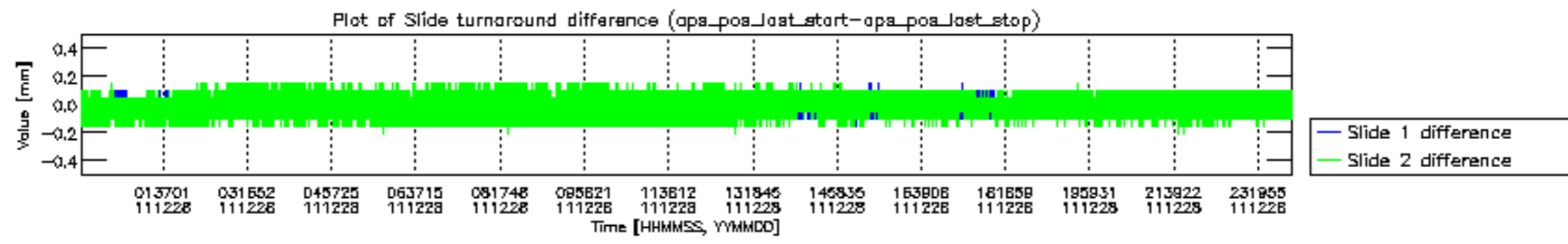


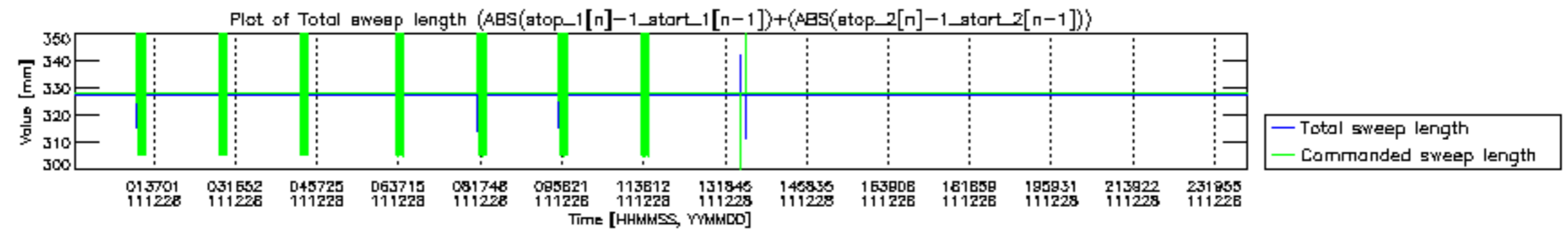


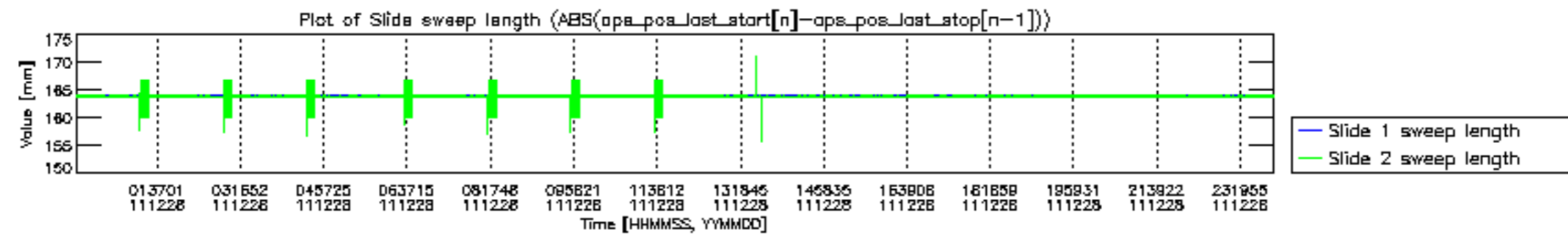


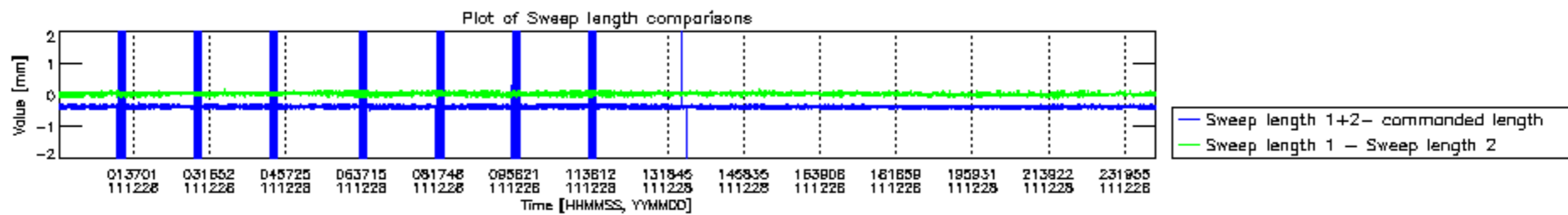


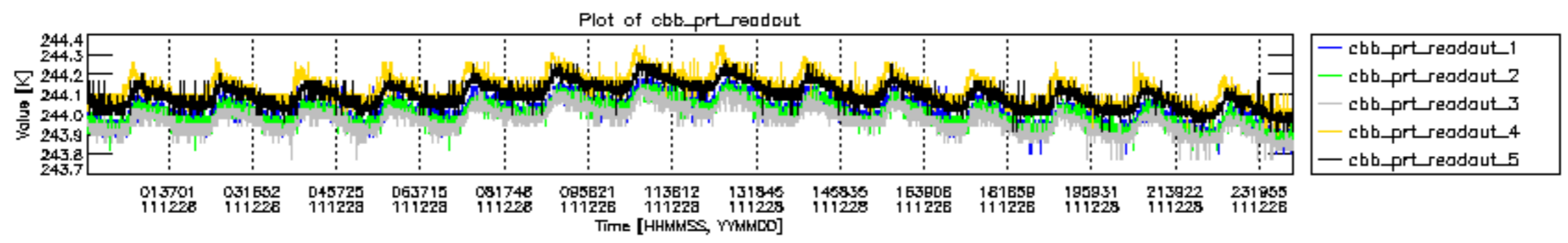


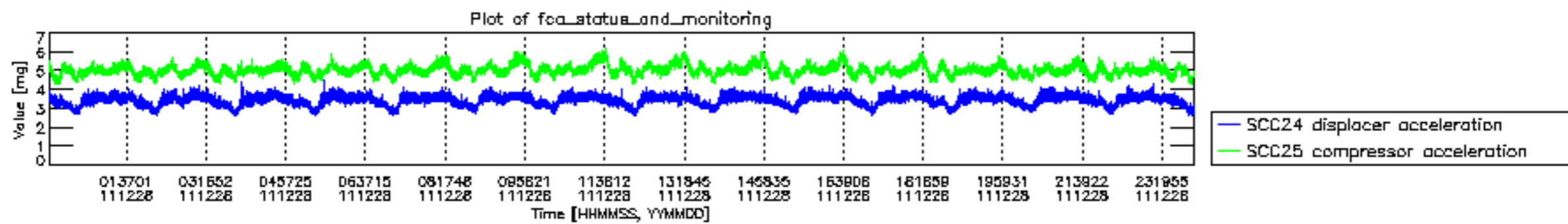












MIPNLOP_MIPSOUPAC_aux_fields_igm_cal, channel statistics plot
 Colour indicates value.

