

0. MIPAS Daily Report for level 0 products

[0.1 General Info](#)

[0.2 Instrument Operational Performance Parameters](#)

[0.3 ADF monitoring](#)

0.1 General Info

This report contains a daily analysis on parameters extracted from MIPAS level 0 data (The MIP_NL__0P product).

0.1.1 Report summary

The table below shows general characteristics of the data that are included into this report.

Item	Value
Report version	v1.6 08-11-2010
Time of report generation	21DEC2011 05:24:46
Data source version	KSPT_L0/4504-N
Processing scope for products	16DEC2011 00:00:00 to 17DEC2011 00:00:00
Start time of first product within scope	16DEC2011 01:31:02
Stop time of last product within scope	17DEC2011 00:57:24
Total number of level 0 products	15
Number of level 0 products with errors	0

0.1.2 Product Quality Indicators per product

The following table shows a summary for each product used in this report.

#	Product name	Start time	Stop time	Prod err	ISP err sign	ISP miss sign	ISP disc sign	rs sign
0	MIP_NL__0PNPDE20111216_013102_000044183109_00347_51223_0420.N1	16DEC2011 01:31:02	16DEC2011 02:44:40	0	0	0	0	0
1	MIP_NL__0PNPDE20111216_024407_000061593109_00348_51224_0421.N1	16DEC2011 02:44:07	16DEC2011 04:26:45	0	0	0	0	0
2	MIP_NL__0PNPDE20111216_042614_000060103109_00349_51225_0422.N1	16DEC2011 04:26:14	16DEC2011 06:06:24	0	0	0	0	0
3	MIP_NL__0PNPDK20111216_060551_000040763109_00350_51226_7806.N1	16DEC2011 06:05:51	16DEC2011 07:13:46	0	0	0	0	0
4	MIP_NL__0PNPDK20111216_071248_000060543109_00351_51227_7807.N1	16DEC2011 07:12:48	16DEC2011 08:53:42	0	0	0	0	0
5	MIP_NL__0PNPDK20111216_085226_000060643109_00352_51228_7808.N1	16DEC2011 08:52:26	16DEC2011 10:33:31	0	0	0	0	0
6	MIP_NL__0PNPDK20111216_103157_000060583109_00353_51229_7809.N1	16DEC2011 10:31:57	16DEC2011 12:12:55	0	0	0	0	0
7	MIP_NL__0PNPDK20111216_121117_000059753109_00354_51230_7810.N1	16DEC2011 12:11:17	16DEC2011 13:50:51	0	0	0	0	0
8	MIP_NL__0PNPDK20111216_135001_000059983109_00355_51231_7811.N1	16DEC2011 13:50:01	16DEC2011 15:29:59	0	0	0	0	0
9	MIP_NL__0PNPDK20111216_152919_000058973109_00356_51232_7812.N1	16DEC2011 15:29:19	16DEC2011 17:07:36	0	0	0	0	0
10	MIP_NL__0PNPDK20111216_170636_000058453109_00357_51233_7813.N1	16DEC2011 17:06:36	16DEC2011 18:44:01	0	0	0	0	0
11	MIP_NL__0PNPDK20111216_184252_000061333109_00358_51234_7814.N1	16DEC2011 18:42:52	16DEC2011 20:25:05	0	0	0	0	0
12	MIP_NL__0PNPDE20111216_202258_000043433109_00359_51235_0423.N1	16DEC2011 20:22:58	16DEC2011 21:35:21	0	0	0	0	0
13	MIP_NL__0PNPDE20111216_213425_000061483109_00359_51235_0424.N1	16DEC2011 21:34:25	16DEC2011 23:16:53	0	0	0	0	0
14	MIP_NL__0PNPDE20111216_231554_000060903109_00360_51236_0425.N1	16DEC2011 23:15:54	17DEC2011 00:57:24	0	0	0	0	0

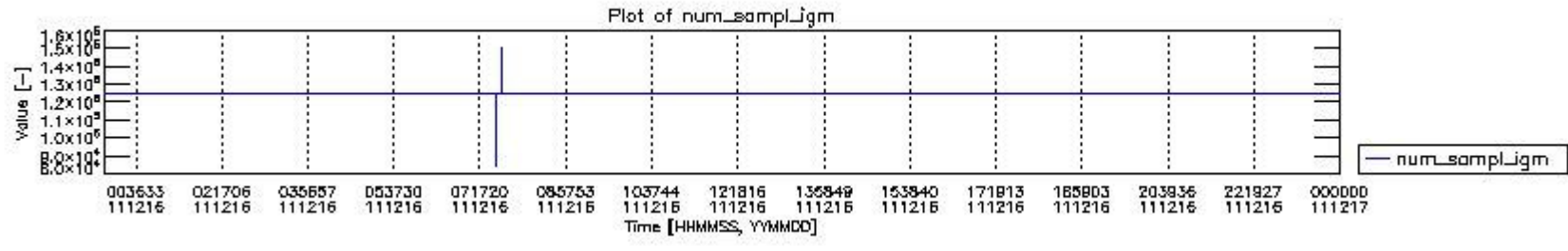
0.2 Instrument Operational Performance Parameters

The following plots give an overview of various instrument parameters for this day. The instrument parameters are part of the auxiliary data field within the source packets of the MIP_NL__0P product. The auxiliary data is normally included twice per interferogram. Note that only the first packet is currently included in monitoring.

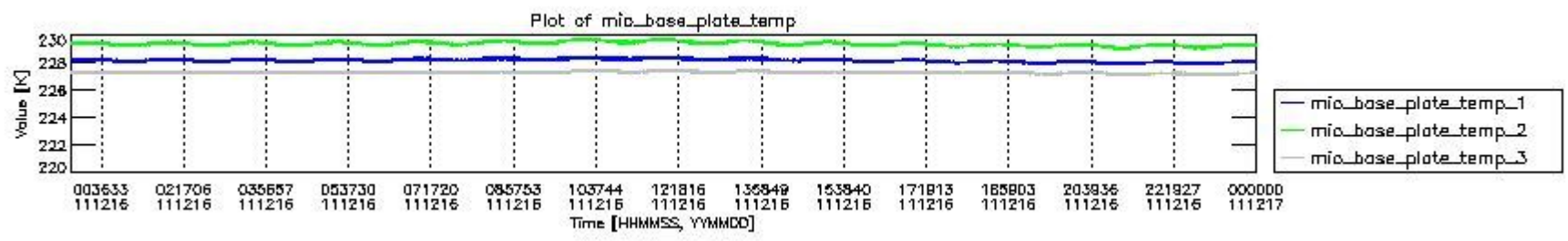
The following table shows the counts of various interferogram number of samples

Number of igm samples	Count [#]	Count [%]
84378	1	0.0024082458
94523	1	0.0024082458
114655	1	0.0024082458

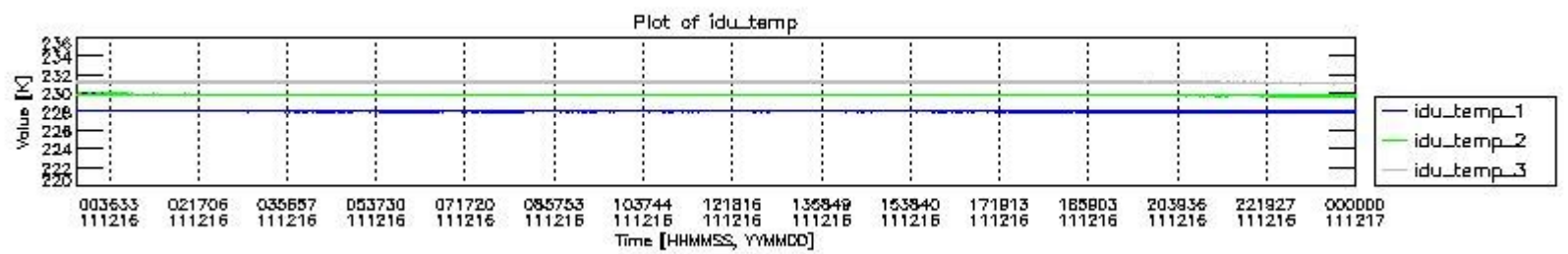
124800	38565	92.874001
124803	2953	7.1115499
127382	1	0.0024082458
147514	1	0.0024082458
150096	1	0.0024082458



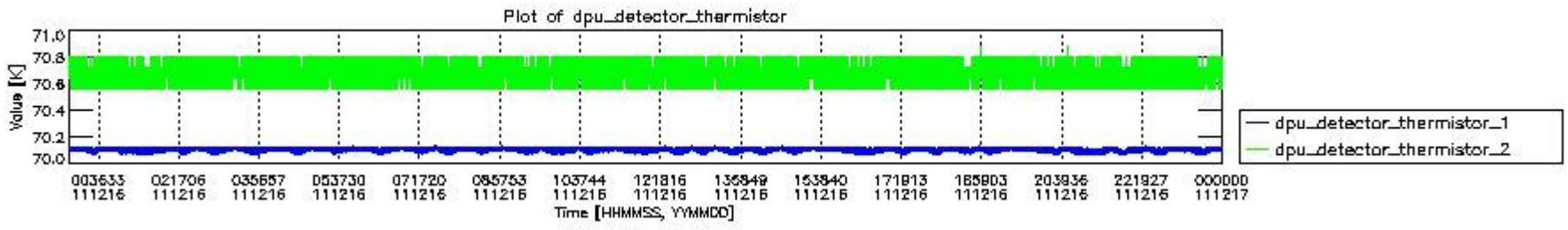
mipas_daily_report_level0_KSPT_L0_4504_N_20111216_0.PNG



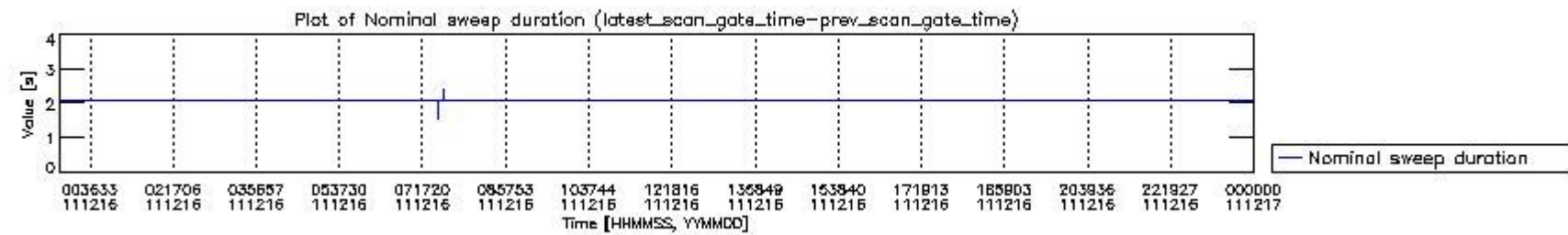
mipas_daily_report_level0_KSPT_L0_4504_N_20111216_1.PNG



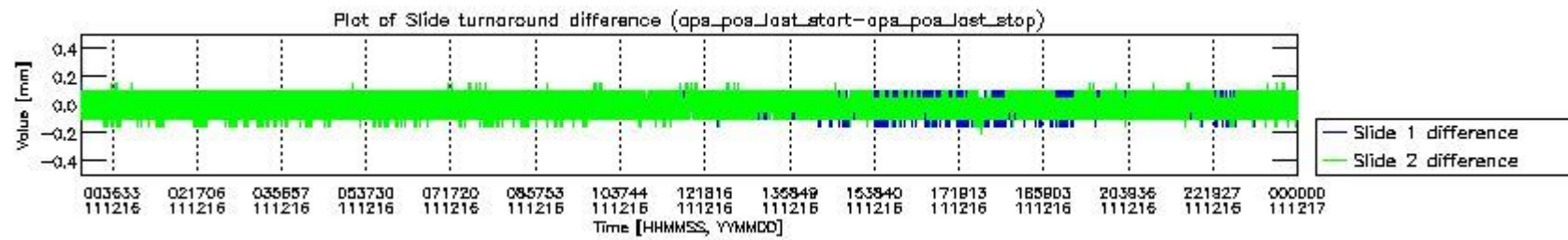
mipas_daily_report_level0_KSPT_L0_4504_N_20111216_2.PNG



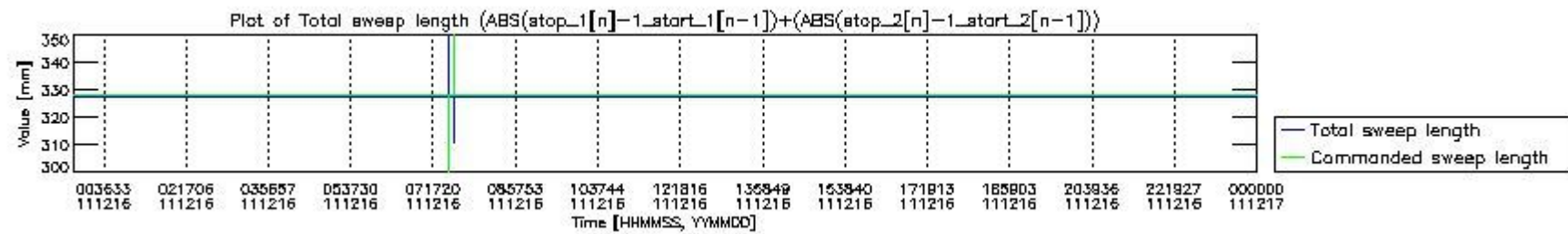
mipas_daily_report_level0_KSPT_L0_4504_N_20111216_3.PNG



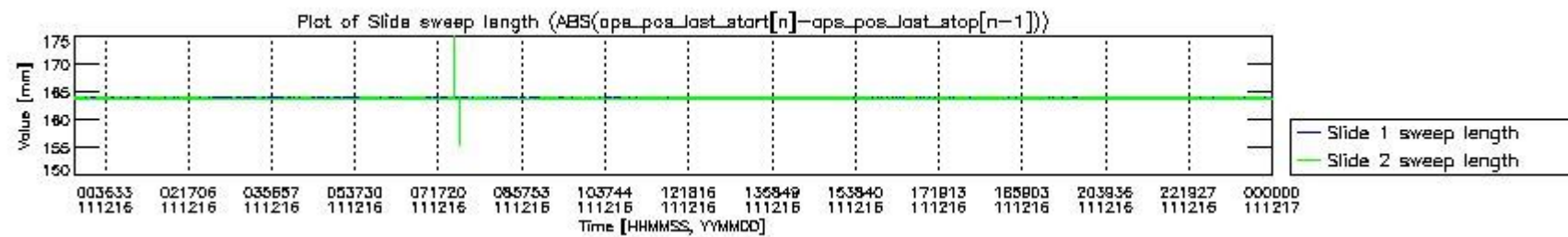
mipas_daily_report_level0_KSPT_L0_4504_N_20111216_4.PNG



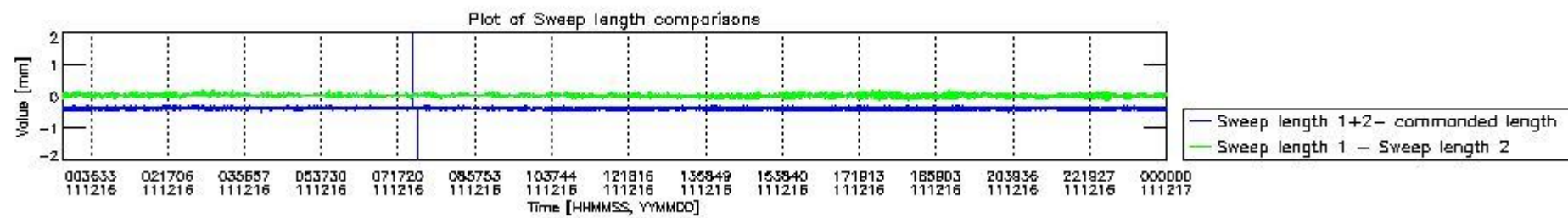
mipas_daily_report_level0_KSPT_L0_4504_N_20111216_5.PNG



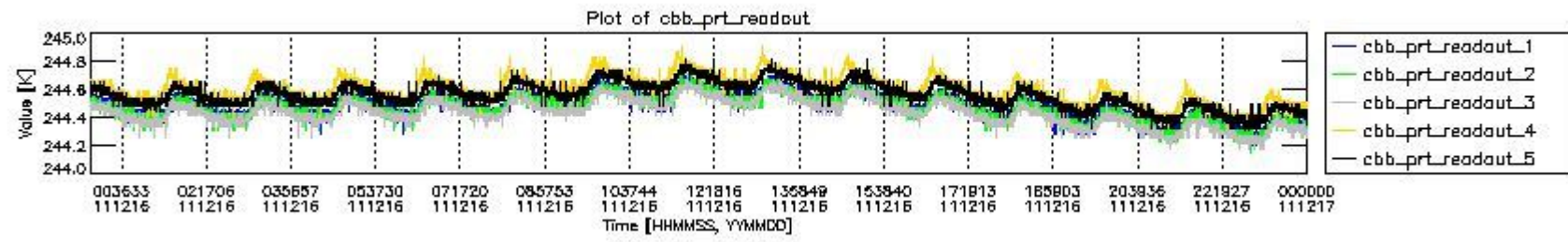
mipas_daily_report_level0_KSPT_L0_4504_N_20111216_6.PNG



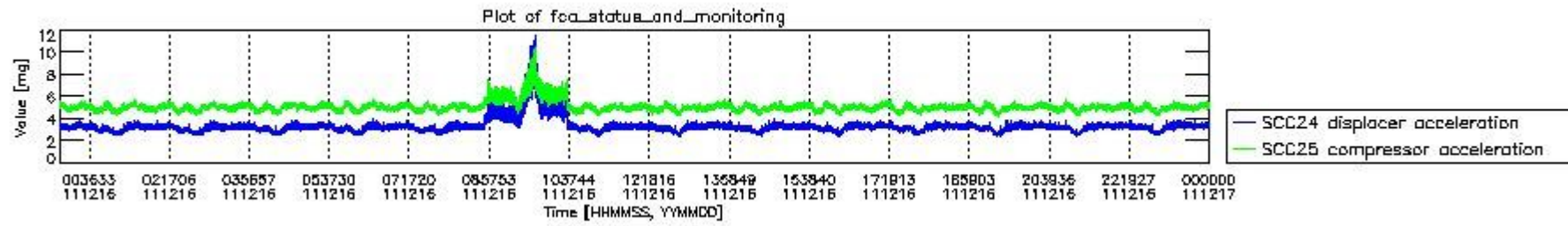
mipas_daily_report_level0_KSPT_L0_4504_N_20111216_7.PNG



mipas_daily_report_level0_KSPT_L0_4504_N_20111216_8.PNG



mipas_daily_report_level0_KSPT_L0_4504_N_20111216_9.PNG




mipas_daily_report_level0_KSPT_L0_4504_N_20111216_10.PNG

The following table shows channel statistics for all channels for this day.

Channel	Min	Max	ADC
A1	-18113	19186	16bit
B1	-20405	17542	16bit
C1	-24739	24593	16bit
D1	-32768	32767	16bit
A2	-15721	19385	16bit
B2	-18257	17920	16bit
C2	-25772	25308	16bit
D2	-32768	32767	16bit

MIPNLOP_MIPSOUPAC_aux_fields_igm_cal, channel statistics plot
Colour indicates value.



mipas_daily_report_level0_KSPT_L0_4504_N_20111216_11.PNG

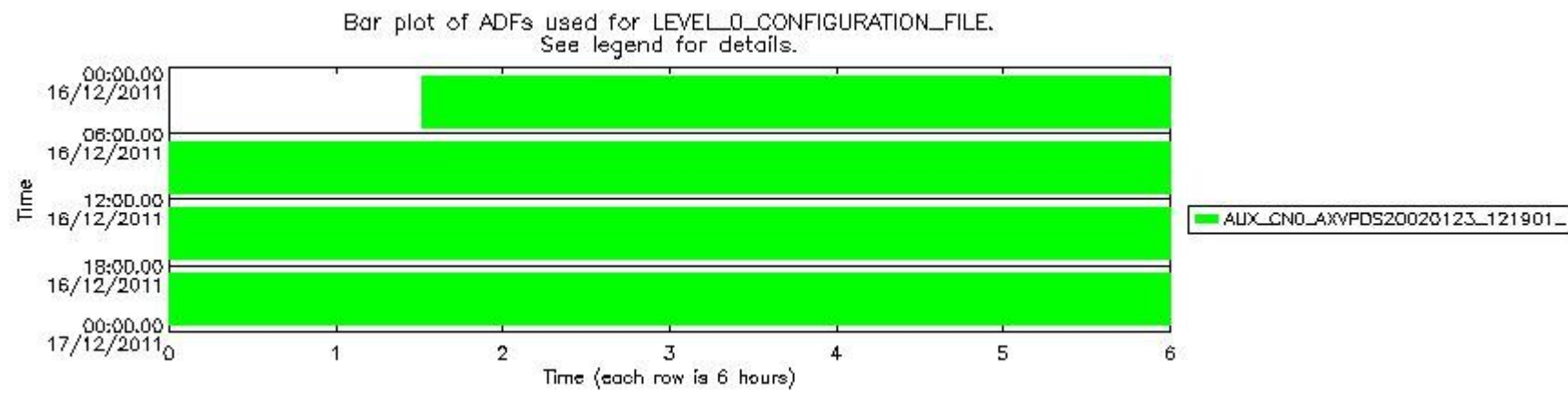
0.3 ADF monitoring

The use of ADFs is shown in two ways:

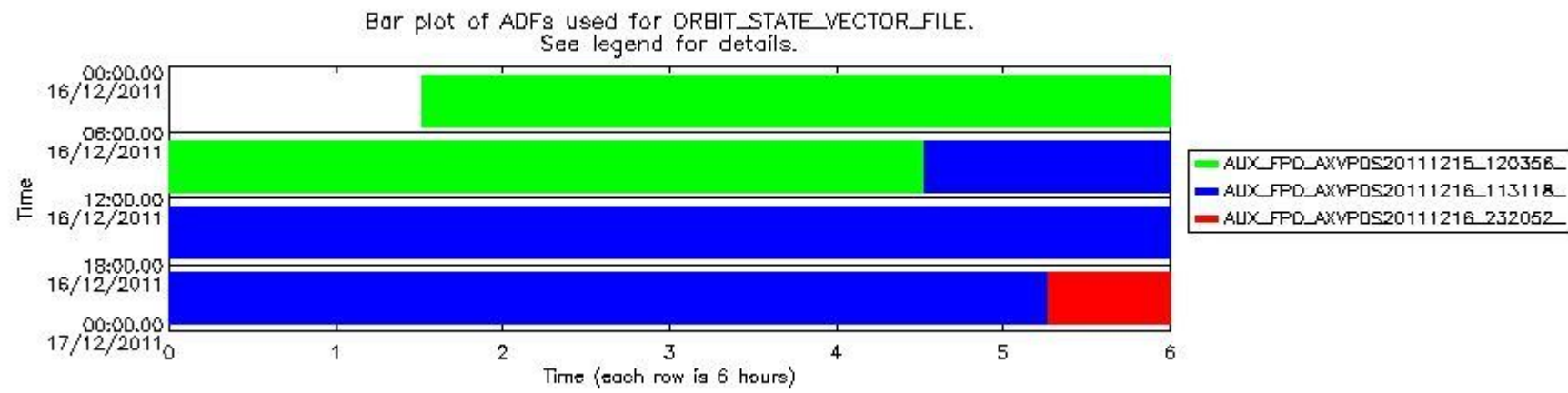
1. By means of two tables that can be used to find the ADF used for a specific product.
2. By means of plots that show changes in ADF using colours.

Number	ADF
0	AUX_CN0_AXVPDS20020123_121901_20020101_000000_20200101_000000
1	AUX_FPO_AXVPDS20111215_120356_20111214_194042_20111224_201408
2	AUX_FPO_AXVPDS20111216_113118_20111215_190357_20111225_211737
3	AUX_FPO_AXVPDS20111216_232052_20111216_182712_20111226_204052

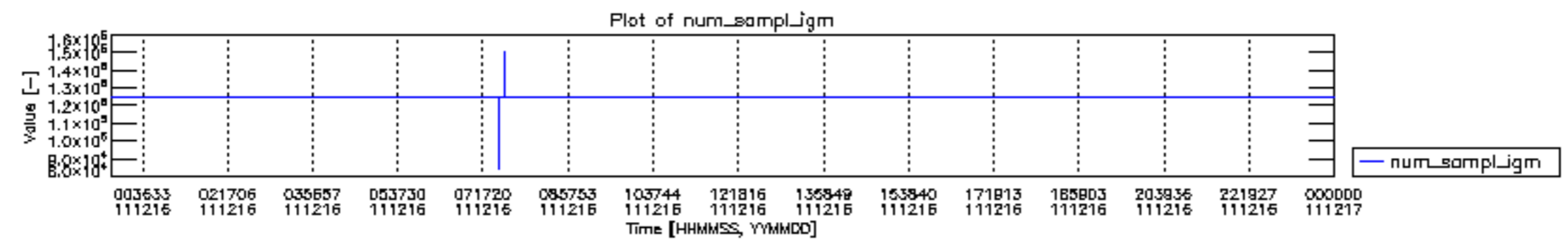
Number	Product name	#CNO	#FPO
0	MIP_NL__0PNPDE20111216_013102_000044183109_00347_51223_0420.N1	0	1
1	MIP_NL__0PNPDE20111216_024407_000061593109_00348_51224_0421.N1	0	1
2	MIP_NL__0PNPDE20111216_042614_000060103109_00349_51225_0422.N1	0	1
3	MIP_NL__0PNPDK20111216_060551_000040763109_00350_51226_7806.N1	0	1
4	MIP_NL__0PNPDK20111216_071248_000060543109_00351_51227_7807.N1	0	1
5	MIP_NL__0PNPDK20111216_085226_000060643109_00352_51228_7808.N1	0	1
6	MIP_NL__0PNPDK20111216_103157_000060583109_00353_51229_7809.N1	0	2
7	MIP_NL__0PNPDK20111216_121117_000059753109_00354_51230_7810.N1	0	2
8	MIP_NL__0PNPDK20111216_135001_000059983109_00355_51231_7811.N1	0	2
9	MIP_NL__0PNPDK20111216_152919_000058973109_00356_51232_7812.N1	0	2
10	MIP_NL__0PNPDK20111216_170636_000058453109_00357_51233_7813.N1	0	2
11	MIP_NL__0PNPDK20111216_184252_000061333109_00358_51234_7814.N1	0	2
12	MIP_NL__0PNPDE20111216_202258_000043433109_00359_51235_0423.N1	0	2
13	MIP_NL__0PNPDE20111216_213425_000061483109_00359_51235_0424.N1	0	2
14	MIP_NL__0PNPDE20111216_231554_000060903109_00360_51236_0425.N1	0	3

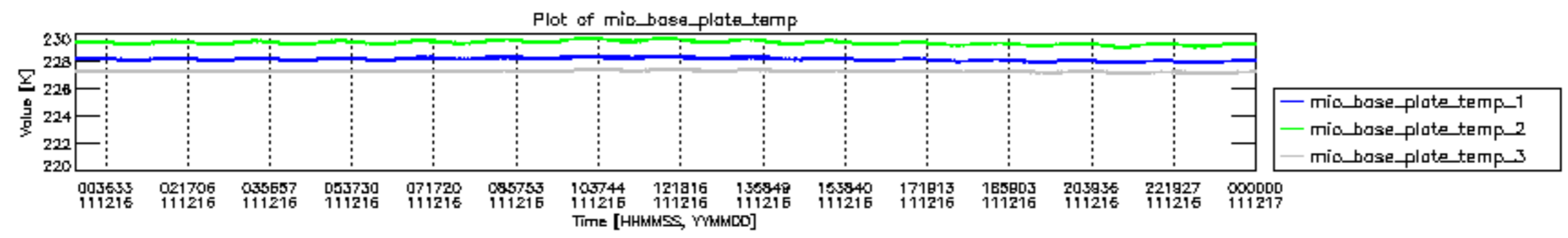


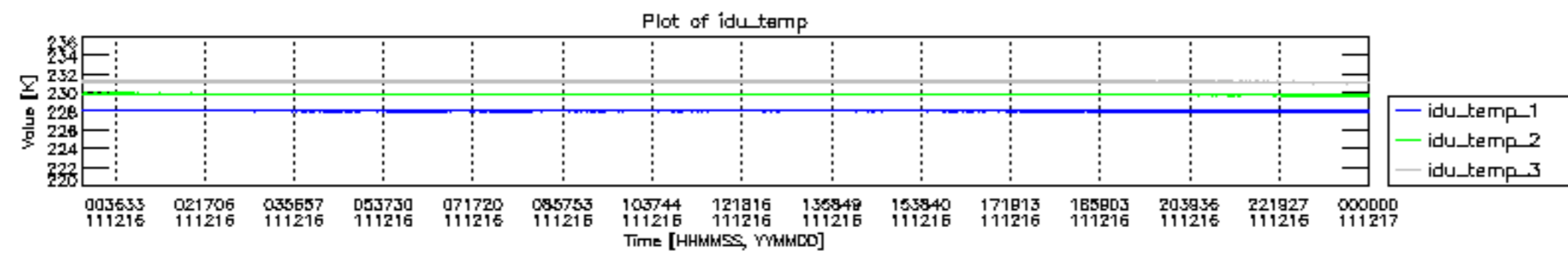
mipas_daily_report_level0_KSPT_L0_4504_N_20111216_12.PNG

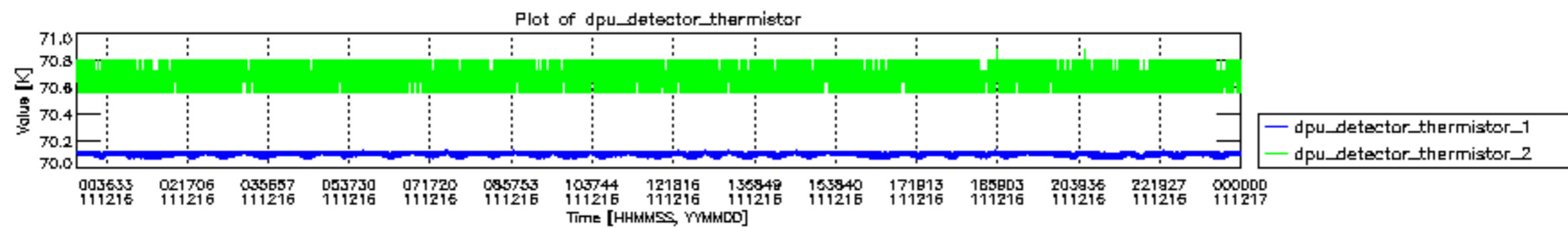


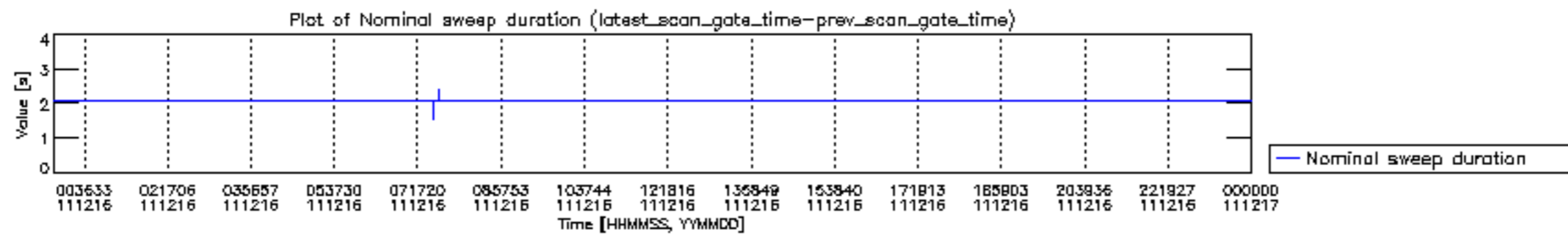
mipas_daily_report_level0_KSPT_L0_4504_N_20111216_13.PNG

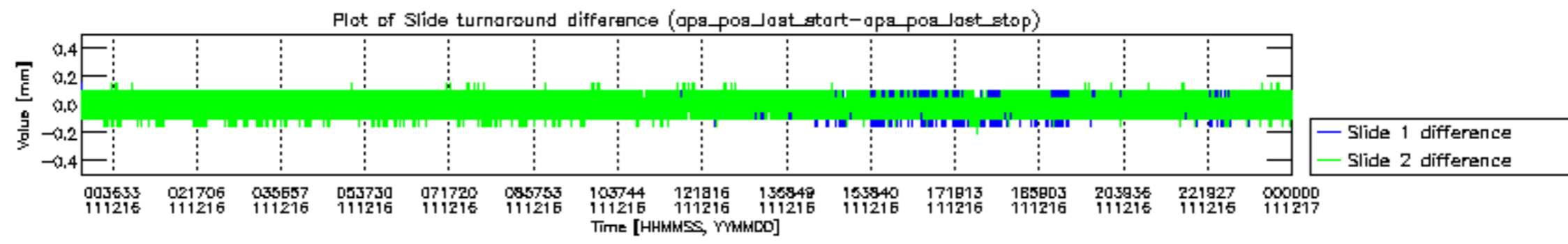


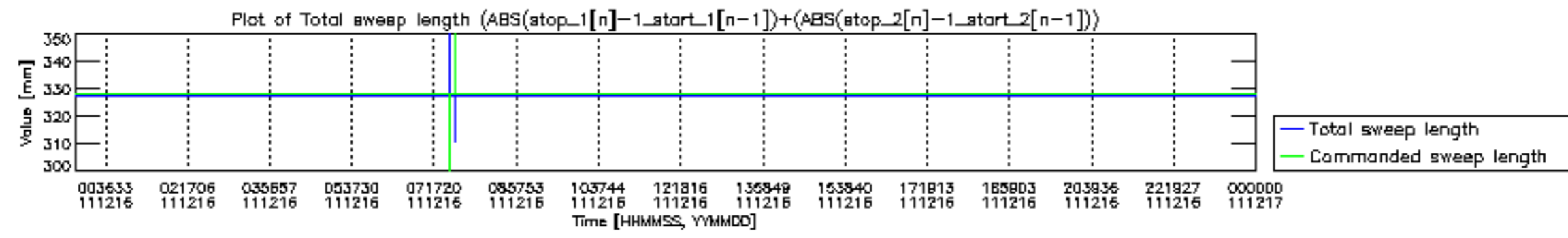


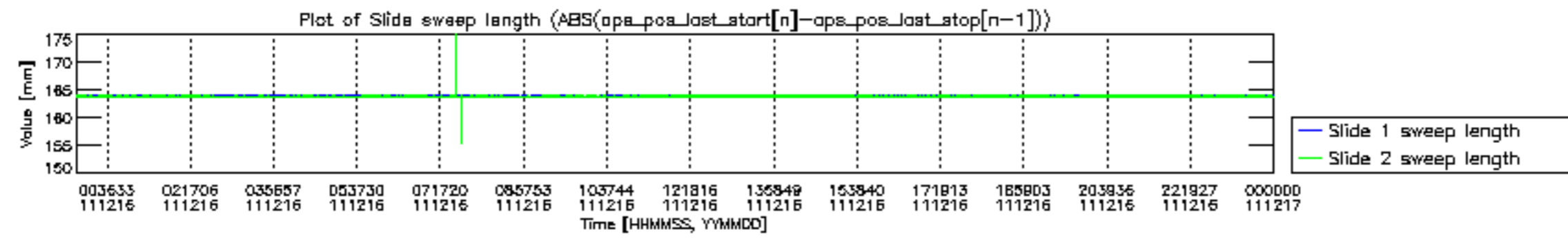


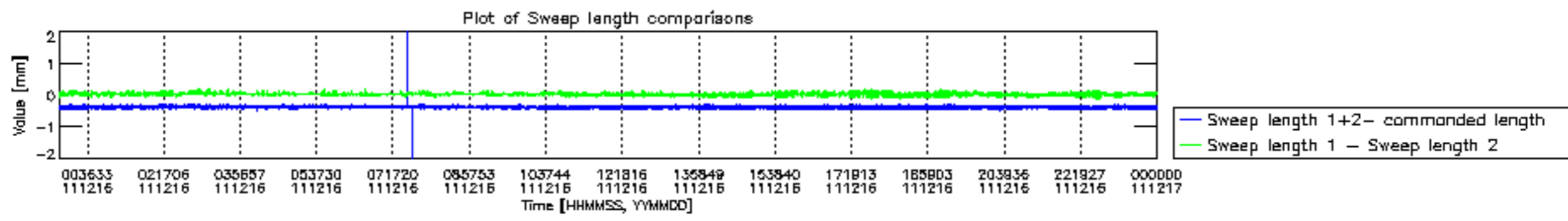


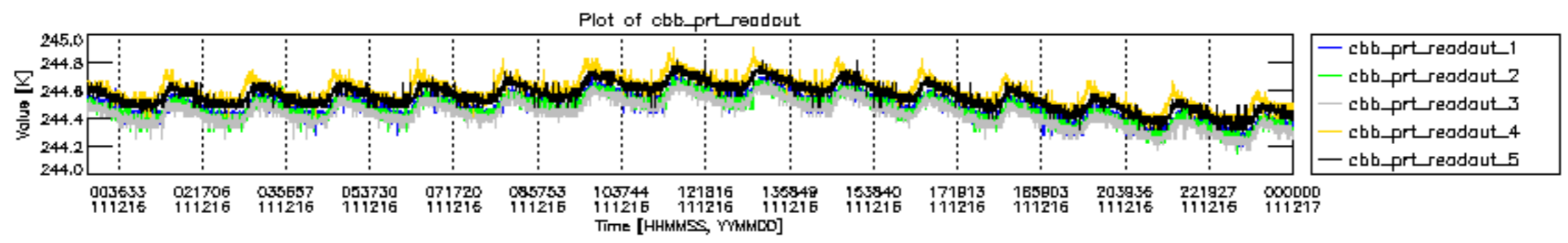


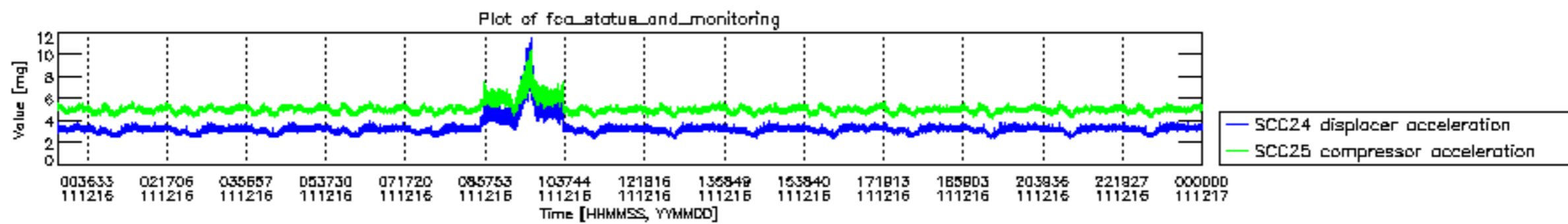












MIPNLOP_MIPSOUPAC_aux_fields_igm_cal, channel statistics plot
 Colour indicates value.

