

0. MIPAS Daily Report for level 0 products

[0.1 General Info](#)

[0.2 Instrument Operational Performance Parameters](#)

[0.3 ADF monitoring](#)

0.1 General Info

This report contains a daily analysis on parameters extracted from MIPAS level 0 data (The MIP_NL__0P product).

0.1.1 Report summary

The table below shows general characteristics of the data that are included into this report.

Item	Value
Report version	v1.6 08-11-2010
Time of report generation	24NOV2011 05:25:49
Data source version	KSPT_L0/4504-N
Processing scope for products	19NOV2011 00:00:00 to 20NOV2011 00:00:00
Start time of first product within scope	19NOV2011 01:21:19
Stop time of last product within scope	20NOV2011 00:46:56
Total number of level 0 products	15
Number of level 0 products with errors	1

0.1.2 Product Quality Indicators per product

The following table shows a summary for each product used in this report.

#	Product name	Start time	Stop time	Prod err	ISP err sign	ISP miss sign	ISP disc sign	rs sign
0	MIP_NL__0PNPDE20111119_012119_000103103108_00390_50835_4866.N1	19NOV2011 01:21:19	19NOV2011 04:13:08	0	0	0	0	0
1	MIP_NL__0PNPDE20111119_020513_000076753108_00391_50836_4868.N1	19NOV2011 02:05:13	19NOV2011 04:13:08	0	0	0	0	0
2	MIP_NL__0PNPDE20111119_041235_000062803108_00392_50837_4869.N1	19NOV2011 04:12:35	19NOV2011 05:57:14	0	0	0	0	0
3	MIP_NL__0PNPDE20111119_055639_000061013108_00393_50838_4870.N1	19NOV2011 05:56:39	19NOV2011 07:38:20	0	0	0	0	0
4	MIP_NL__0PNPDK20111119_073736_000039403108_00394_50839_7564.N1	19NOV2011 07:37:36	19NOV2011 08:43:16	0	0	0	0	0
5	MIP_NL__0PNPDK20111119_084219_000060123108_00395_50840_7565.N1	19NOV2011 08:42:19	19NOV2011 10:22:32	0	0	0	0	0
6	MIP_NL__0PNPDK20111119_102049_000062113108_00396_50841_7566.N1	19NOV2011 10:20:49	19NOV2011 12:04:20	0	0	0	0	0
7	MIP_NL__0PNPDK20111119_120242_000058763108_00397_50842_7567.N1	19NOV2011 12:02:42	19NOV2011 13:40:38	0	0	0	0	0
8	MIP_NL__0PNPDK20111119_133915_000060643108_00398_50843_7569.N1	19NOV2011 13:39:15	19NOV2011 15:20:19	0	0	0	0	0
9	MIP_NL__0PNPDK20111119_151914_000058893108_00399_50844_7570.N1	19NOV2011 15:19:14	19NOV2011 16:57:23	1	1	0	0	0
10	MIP_NL__0PNPDK20111119_165537_000060233108_00400_50845_7571.N1	19NOV2011 16:55:37	19NOV2011 18:36:00	0	0	0	0	0
11	MIP_NL__0PNPDK20111119_183459_000058033108_00401_50846_7572.N1	19NOV2011 18:34:59	19NOV2011 20:11:42	0	0	0	0	0
12	MIP_NL__0PNPDE20111119_201038_000044963108_00402_50847_4871.N1	19NOV2011 20:10:38	19NOV2011 21:25:33	0	0	0	0	0
13	MIP_NL__0PNPDE20111119_212433_000061003108_00402_50847_4872.N1	19NOV2011 21:24:33	19NOV2011 23:06:13	0	0	0	0	0
14	MIP_NL__0PNPDE20111119_230508_000061083108_00403_50848_4873.N1	19NOV2011 23:05:08	20NOV2011 00:46:56	0	0	0	0	0


0.2 Instrument Operational Performance Parameters

The following plots give an overview of various instrument parameters for this day. The instrument parameters are part of the auxiliary data field within the source packets of the MIP_NL__0P product. The auxiliary data is normally included twice per interferogram. Note that only the first packet is currently included in monitoring.

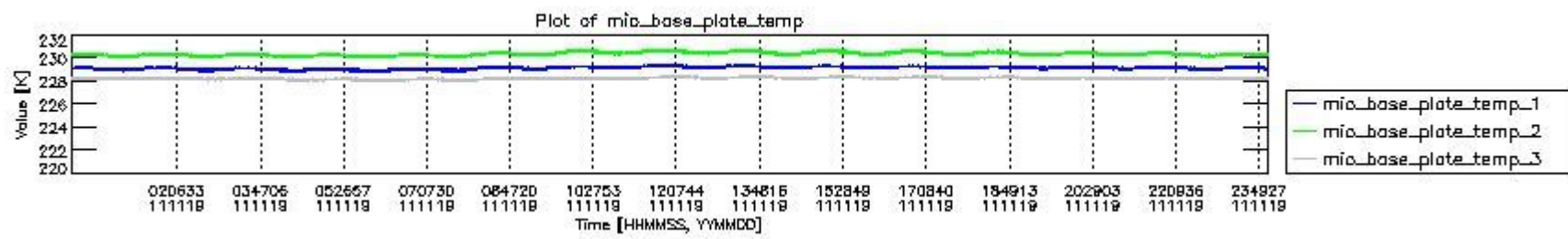
The following table shows the counts of various interferogram number of samples

Number of igm samples	Count [#]	Count [%]
114818	1	0.0023992322
124800	38715	92.886276
124803	2959	7.0993282

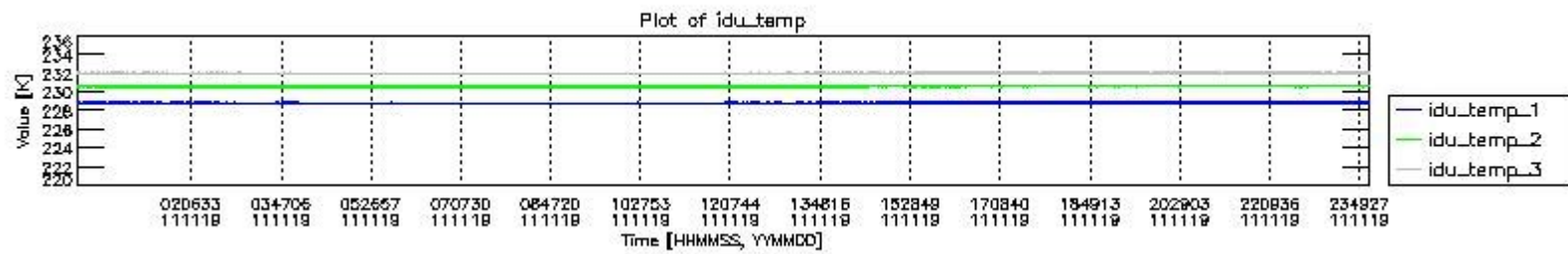
124968	1	0.0023992322
127085	1	0.0023992322
134950	1	0.0023992322
147217	1	0.0023992322
149502	1	0.0023992322



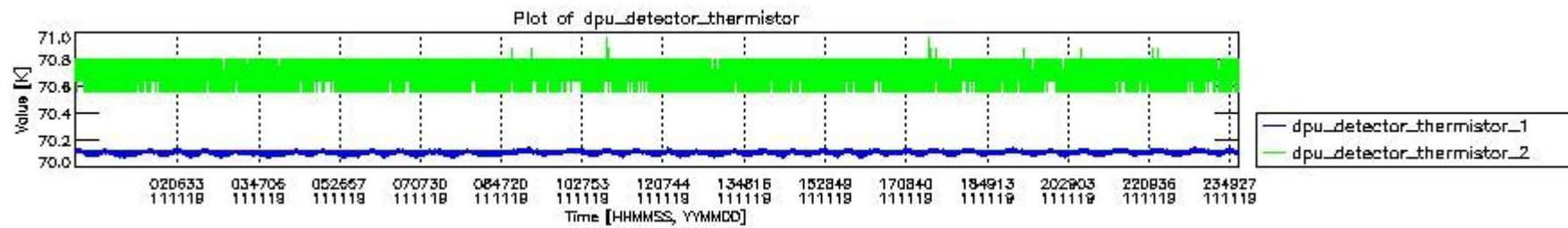
mipas_daily_report_level0_KSPT_L0_4504_N_20111119_0.PNG



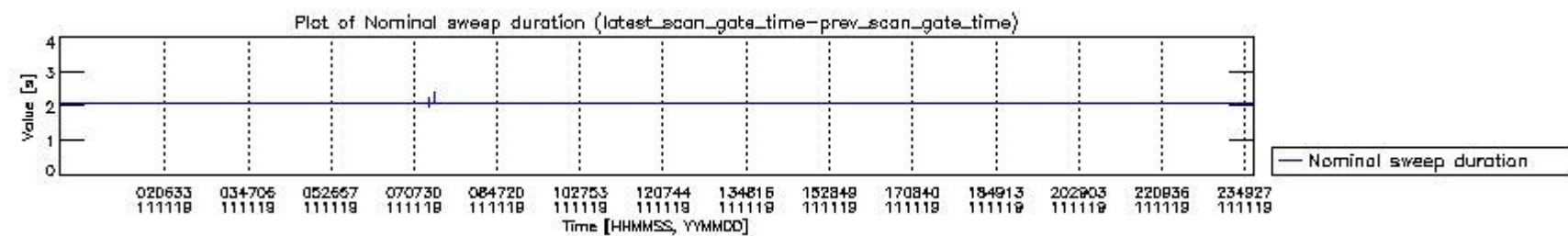
mipas_daily_report_level0_KSPT_L0_4504_N_20111119_1.PNG



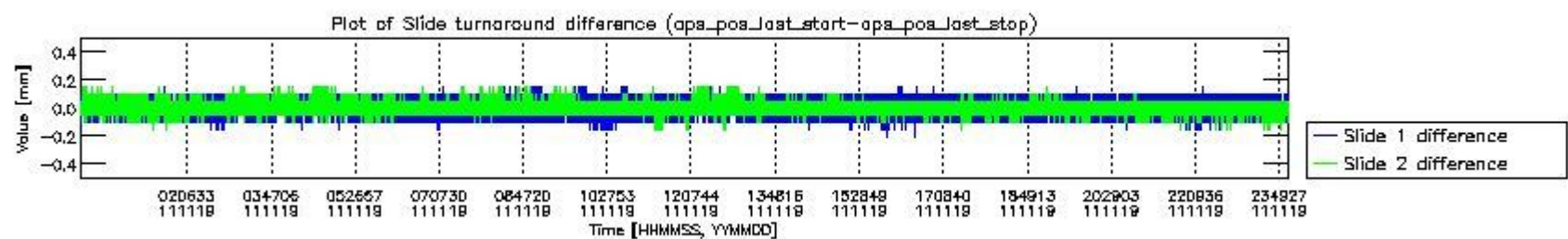
mipas_daily_report_level0_KSPT_L0_4504_N_20111119_2.PNG



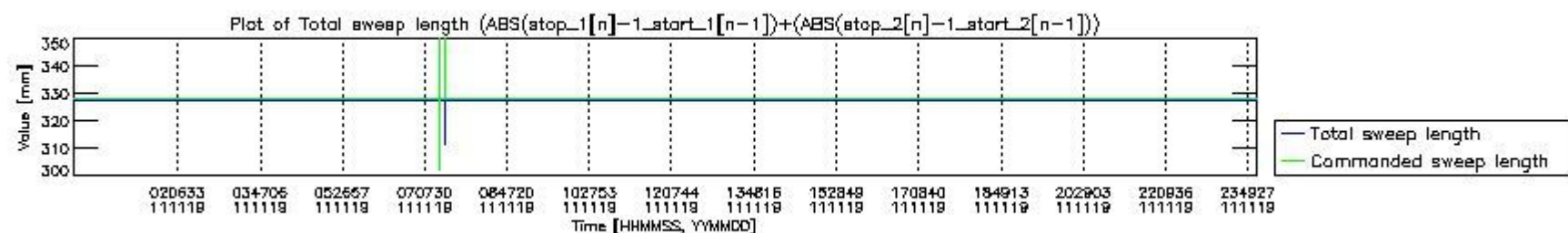
mipas_daily_report_level0_KSPT_L0_4504_N_20111119_3.PNG



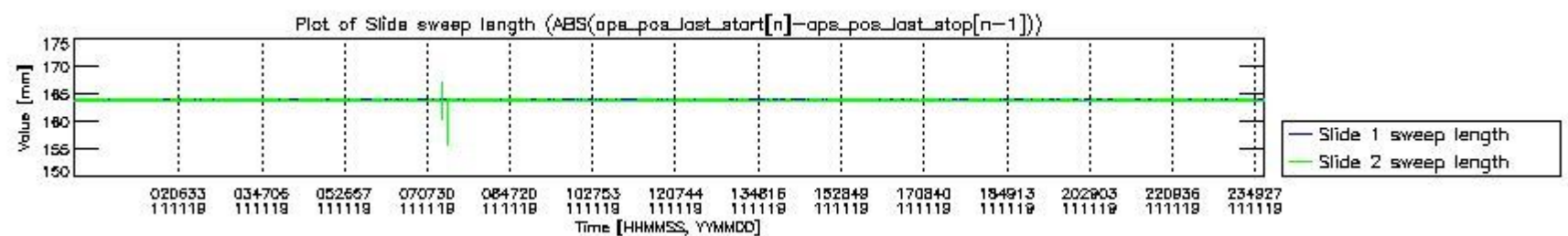
mipas_daily_report_level0_KSPT_L0_4504_N_20111119_4.PNG



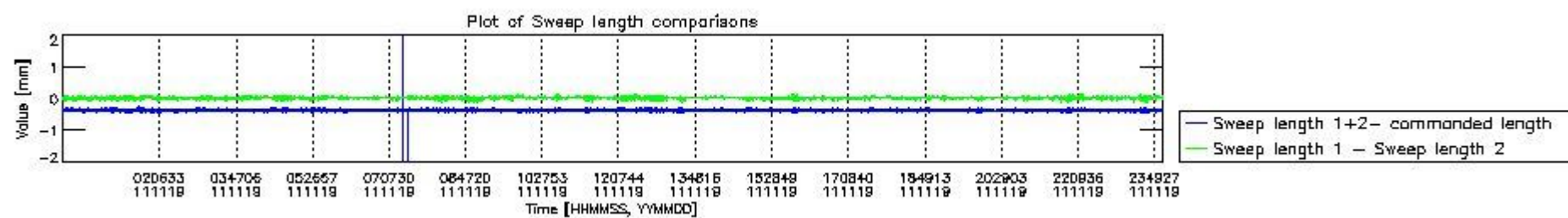
mipas_daily_report_level0_KSPT_L0_4504_N_20111119_5.PNG



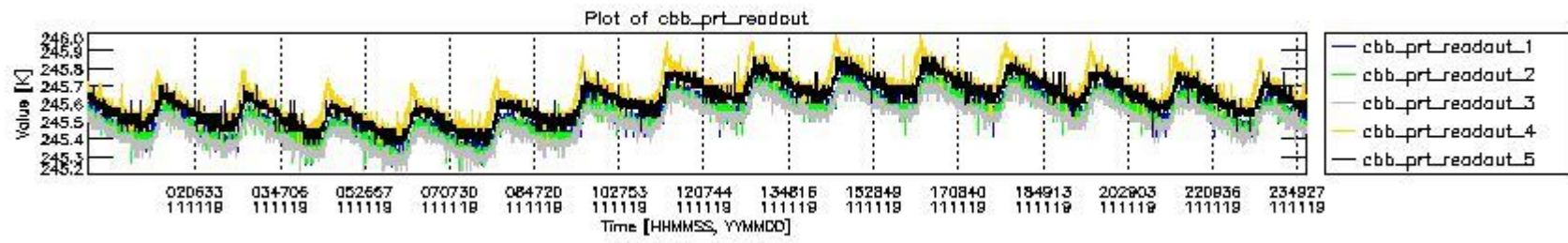
mipas_daily_report_level0_KSPT_L0_4504_N_20111119_6.PNG



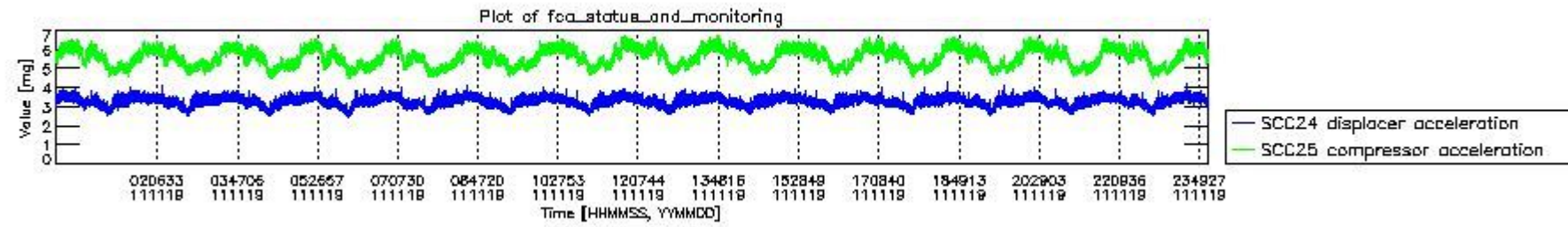
mipas_daily_report_level0_KSPT_L0_4504_N_20111119_7.PNG



mipas_daily_report_level0_KSPT_L0_4504_N_20111119_8.PNG



mipas_daily_report_level0_KSPT_L0_4504_N_20111119_9.PNG




mipas_daily_report_level0_KSPT_L0_4504_N_20111119_10.PNG

The following table shows channel statistics for all channels for this day.

Channel	Min	Max	ADC
A1	-18432	19568	16bit
B1	-20889	17906	16bit
C1	-25628	25477	16bit
D1	-32768	32767	16bit
A2	-15949	19725	16bit
B2	-18792	18402	16bit
C2	-26689	26223	16bit
D2	-32768	32767	16bit

MIPNLOP_MIPSOUPAC_aux_fields_igm_cal, channel statistics plot
Colour indicates value.



mipas_daily_report_level0_KSPT_L0_4504_N_20111119_11.PNG

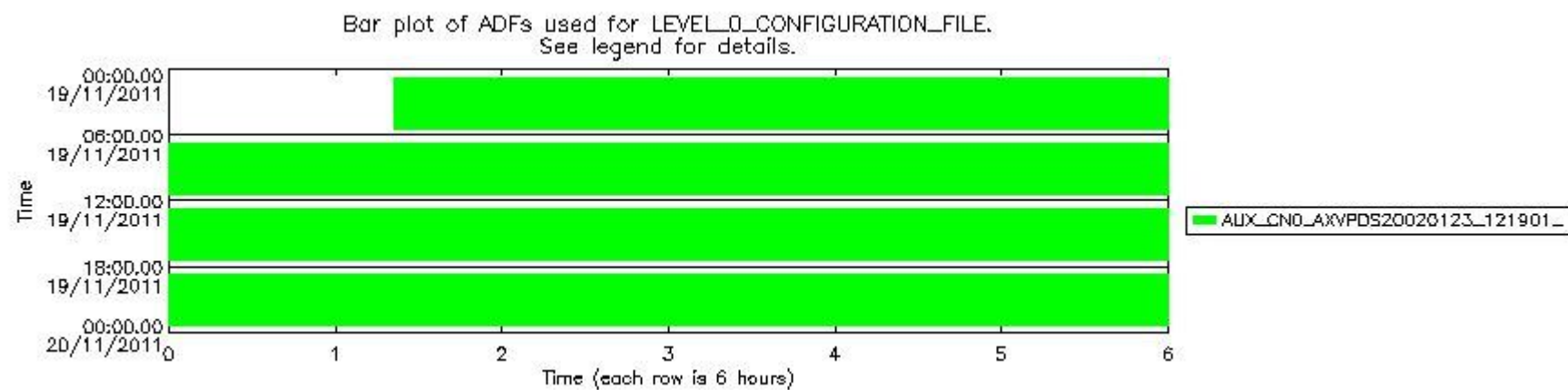
0.3 ADF monitoring

The use of ADFs is shown in two ways:

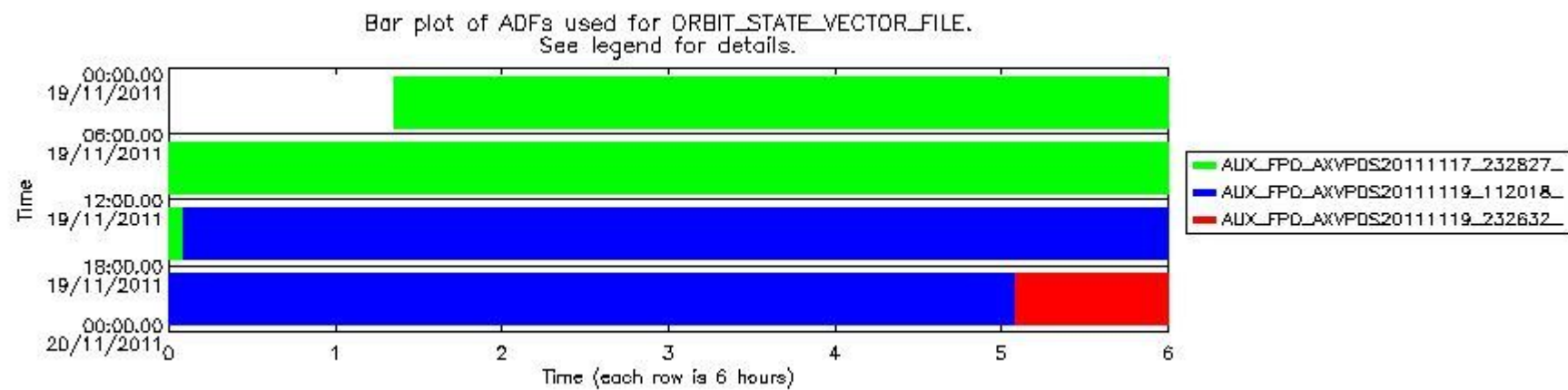
1. By means of two tables that can be used to find the ADF used for a specific product.
2. By means of plots that show changes in ADF using colours.

Number	ADF
0	AUX_CN0_AXVPDS20020123_121901_20020101_000000_20200101_000000
1	AUX_FPO_AXVPDS20111117_232827_20111117_193030_20111127_200359
2	AUX_FPO_AXVPDS20111119_112018_20111118_185346_20111128_210728
3	AUX_FPO_AXVPDS20111119_232632_20111119_195715_20111129_203043

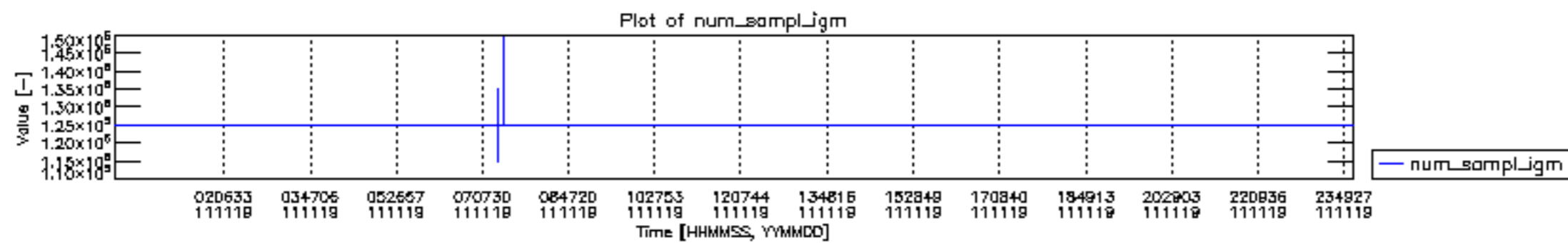
Number	Product name	#CNO	#FPO
0	MIP_NL__0PNPDE20111119_012119_000103103108_00390_50835_4866.N1	0	1
1	MIP_NL__0PNPDE20111119_020513_000076753108_00391_50836_4868.N1	0	1
2	MIP_NL__0PNPDE20111119_041235_000062803108_00392_50837_4869.N1	0	1
3	MIP_NL__0PNPDE20111119_055639_000061013108_00393_50838_4870.N1	0	1
4	MIP_NL__0PNPDK20111119_073736_000039403108_00394_50839_7564.N1	0	1
5	MIP_NL__0PNPDK20111119_084219_000060123108_00395_50840_7565.N1	0	1
6	MIP_NL__0PNPDK20111119_102049_000062113108_00396_50841_7566.N1	0	1
7	MIP_NL__0PNPDK20111119_120242_000058763108_00397_50842_7567.N1	0	2
8	MIP_NL__0PNPDK20111119_133915_000060643108_00398_50843_7569.N1	0	2
9	MIP_NL__0PNPDK20111119_151914_000058893108_00399_50844_7570.N1	0	2
10	MIP_NL__0PNPDK20111119_165537_000060233108_00400_50845_7571.N1	0	2
11	MIP_NL__0PNPDK20111119_183459_000058033108_00401_50846_7572.N1	0	2
12	MIP_NL__0PNPDE20111119_201038_000044963108_00402_50847_4871.N1	0	2
13	MIP_NL__0PNPDE20111119_212433_000061003108_00402_50847_4872.N1	0	2
14	MIP_NL__0PNPDE20111119_230508_000061083108_00403_50848_4873.N1	0	3

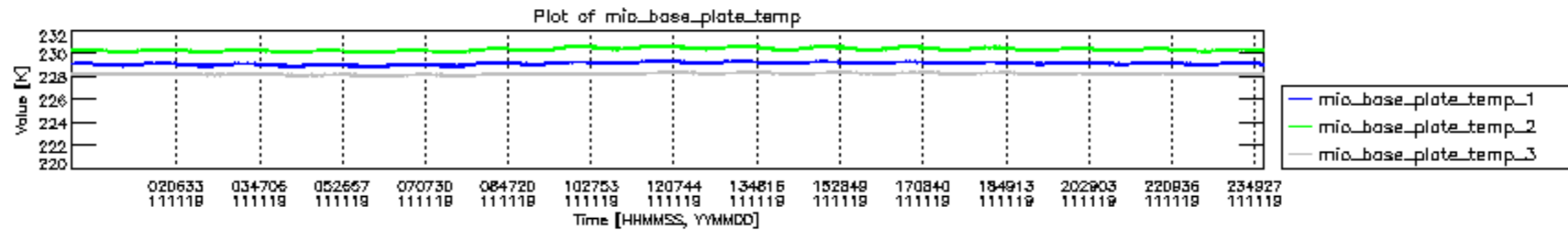


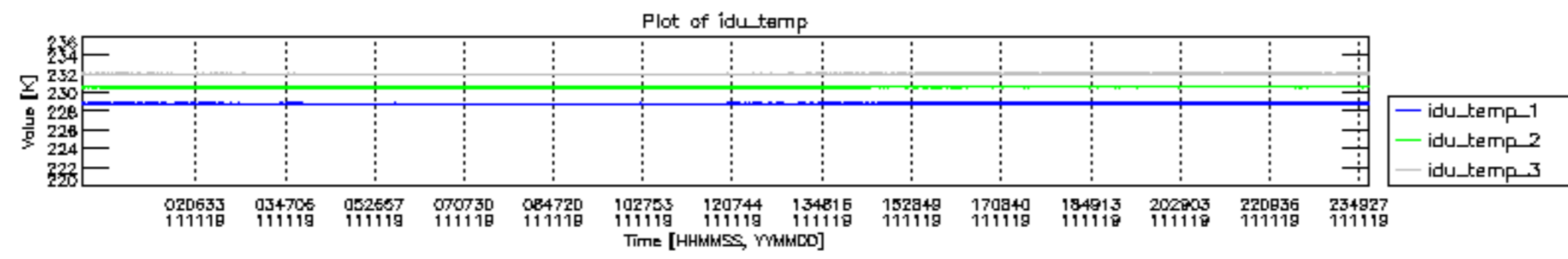
mipas_daily_report_level0_KSPT_L0_4504_N_20111119_12.PNG

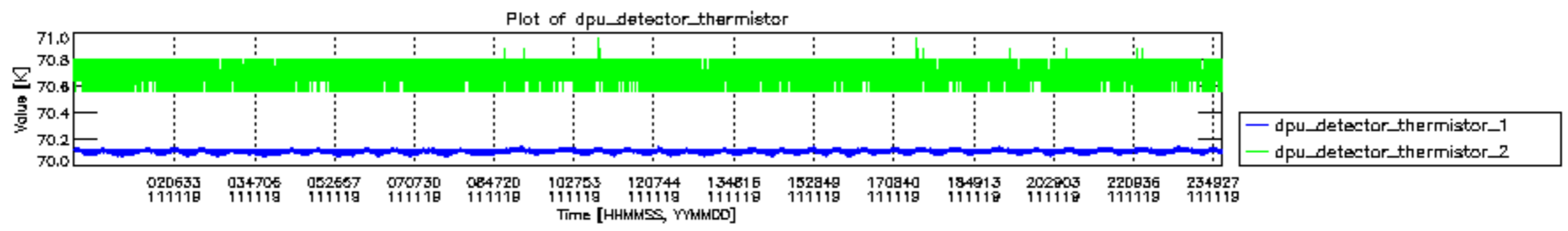


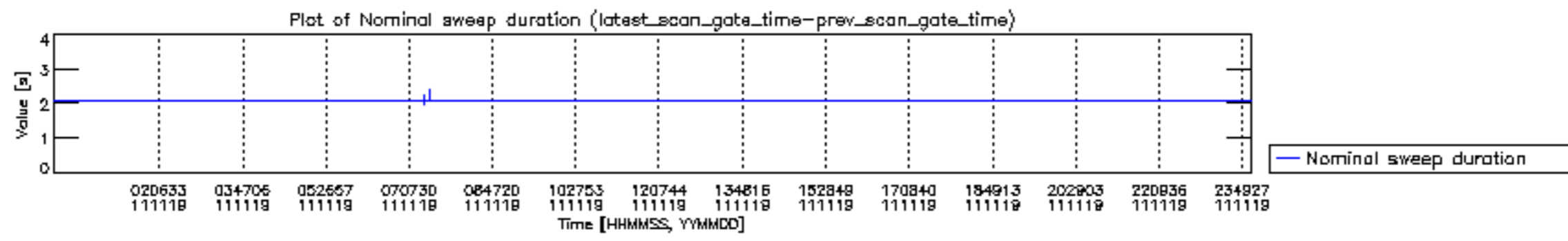
mipas_daily_report_level0_KSPT_L0_4504_N_20111119_13.PNG

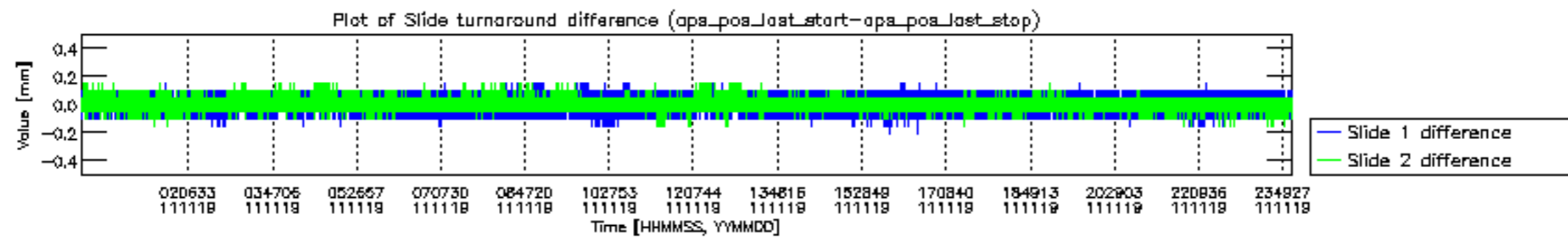


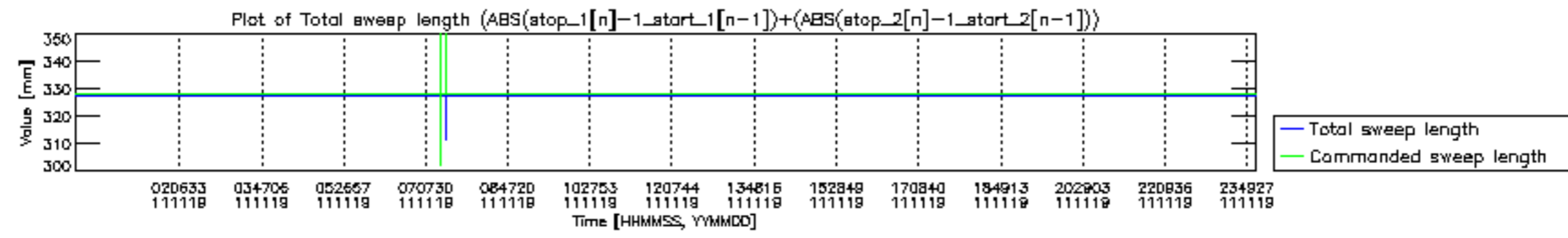


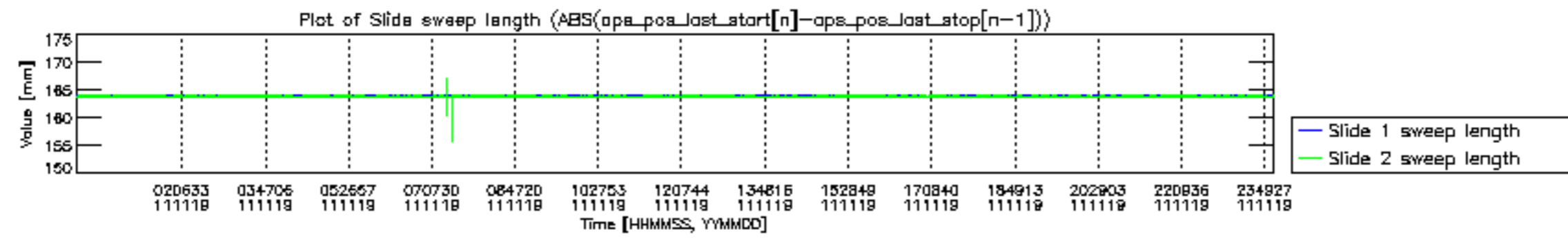


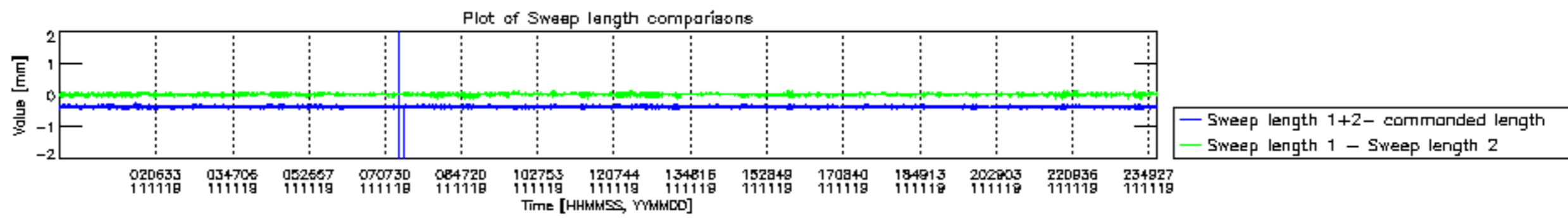


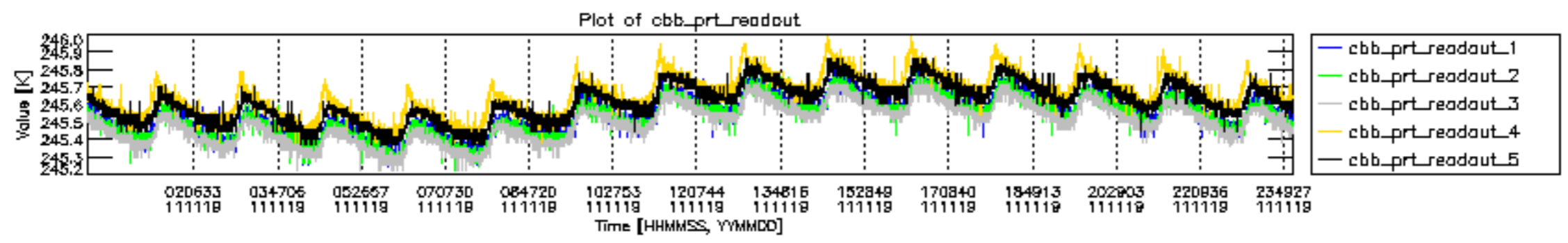


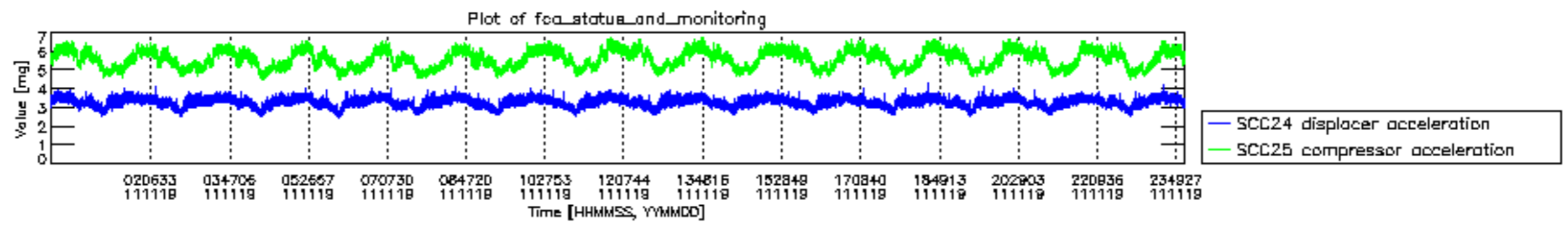












MIPNLOP_MIPSOUPAC_aux_fields_igm_cal, channel statistics plot
 Colour indicates value.

