

0. MIPAS Daily Report for level 0 products

[0.1 General Info](#)

[0.2 Instrument Operational Performance Parameters](#)

[0.3 ADF monitoring](#)

0.1 General Info

This report contains a daily analysis on parameters extracted from MIPAS level 0 data (The MIP_NL__0P product).

0.1.1 Report summary

The table below shows general characteristics of the data that are included into this report.

Item	Value
Report version	v1.6 08-11-2010
Time of report generation	27AUG2011 05:24:15
Data source version	KSPT_L0/4504-N
Processing scope for products	24AUG2011 00:00:00 to 25AUG2011 00:00:00
Start time of first product within scope	24AUG2011 01:12:12
Stop time of last product within scope	24AUG2011 22:08:42
Total number of level 0 products	12
Number of level 0 products with errors	0

0.1.2 Product Quality Indicators per product

The following table shows a summary for each product used in this report.

#	Product name	Start time	Stop time	Prod err	ISP err sign	ISP miss sign	ISP disc sign	rs sign
0	MIP_NL__0PNPDE20110824_011212_000102553106_00002_49585_9508.N1	24AUG2011 01:12:12	24AUG2011 04:03:07	0	0	0	0	0
1	MIP_NL__0PNPDE20110824_040234_000061943106_00004_49587_9509.N1	24AUG2011 04:02:34	24AUG2011 05:45:48	0	0	0	0	0
2	MIP_NL__0PNPDE20110824_054514_000024013106_00005_49588_9510.N1	24AUG2011 05:45:14	24AUG2011 06:25:15	0	0	0	0	0
3	MIP_NL__0PNPDK20110824_094338_000018573106_00007_49590_6130.N1	24AUG2011 09:43:38	24AUG2011 10:14:35	0	0	0	0	0
4	MIP_NL__0PNPDK20110824_101355_000059823106_00008_49591_6131.N1	24AUG2011 10:13:55	24AUG2011 11:53:37	0	0	0	0	0
5	MIP_NL__0PNPDK20110824_115254_000059643106_00009_49592_6132.N1	24AUG2011 11:52:54	24AUG2011 13:32:18	0	0	0	0	0
6	MIP_NL__0PNPDK20110824_133146_000058743106_00010_49593_6133.N1	24AUG2011 13:31:46	24AUG2011 15:09:41	0	0	0	0	0
7	MIP_NL__0PNPDK20110824_150851_000059413106_00011_49594_6134.N1	24AUG2011 15:08:51	24AUG2011 16:47:52	0	0	0	0	0
8	MIP_NL__0PNPDK20110824_164622_000059393106_00012_49595_6135.N1	24AUG2011 16:46:22	24AUG2011 18:25:21	0	0	0	0	0
9	MIP_NL__0PNPDK20110824_182425_000059643106_00013_49596_6136.N1	24AUG2011 18:24:25	24AUG2011 20:03:49	0	0	0	0	0
10	MIP_NL__0PNPDE20110824_200221_000038923106_00014_49597_9511.N1	24AUG2011 20:02:21	24AUG2011 21:07:13	0	0	0	0	0
11	MIP_NL__0PNPDE20110824_210535_000037873106_00014_49597_9512.N1	24AUG2011 21:05:35	24AUG2011 22:08:42	0	0	0	0	0

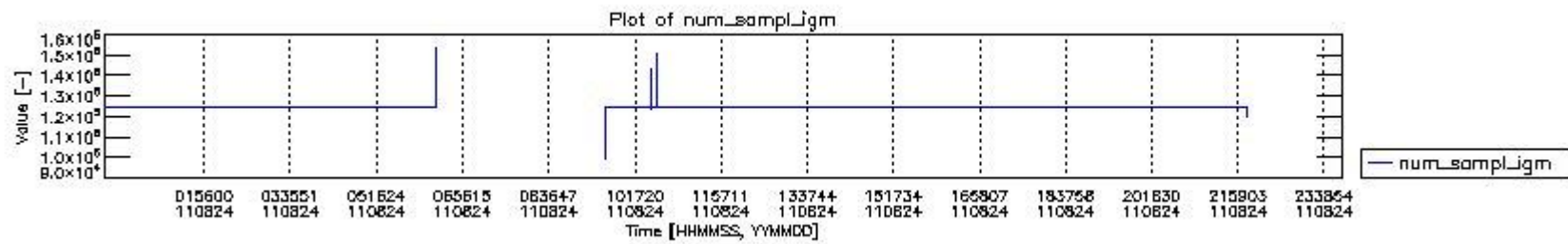
0.2 Instrument Operational Performance Parameters

The following plots give an overview of various instrument parameters for this day. The instrument parameters are part of the auxiliary data field within the source packets of the MIP_NL__0P product. The auxiliary data is normally included twice per interferogram. Note that only the first packet is currently included in monitoring.

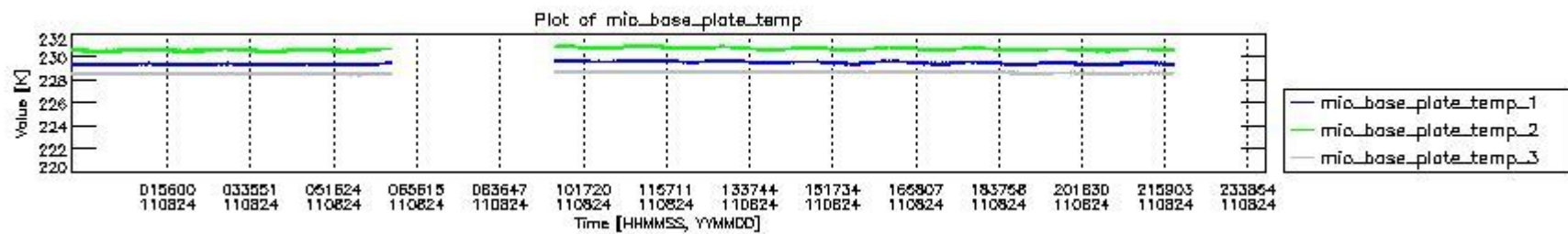
The following table shows the counts of various interferogram number of samples

Number of igm samples	Count [#]	Count [%]
98922	1	0.0030607248
120186	1	0.0030607248
123144	1	0.0030607248
123548	1	0.0030607248
124174	1	0.0030607248
124800	30347	92.883815

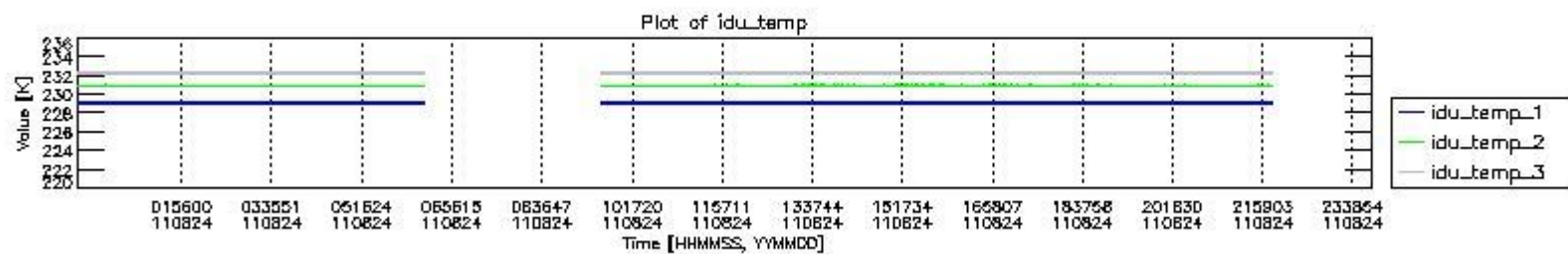
124803	2312	7.0763957
127456	1	0.0030607248
129092	1	0.0030607248
141620	1	0.0030607248
143276	1	0.0030607248
147588	1	0.0030607248
149224	1	0.0030607248
150244	1	0.0030607248
153516	1	0.0030607248



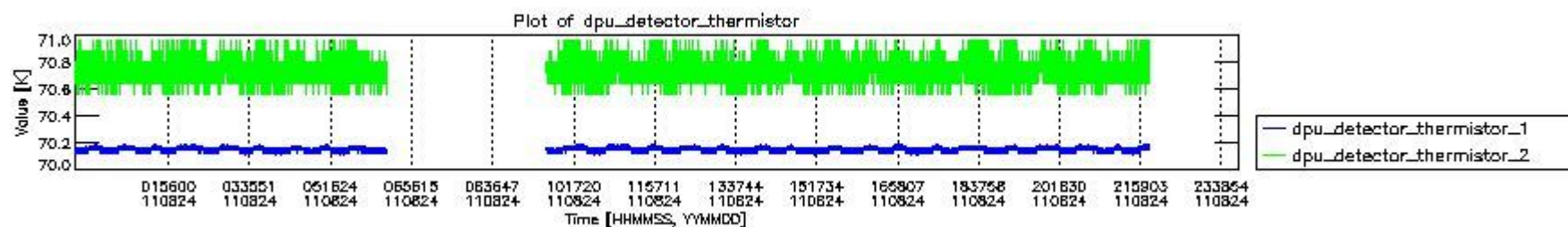
mipas_daily_report_level0_KSPT_L0_4504_N_20110824_0.PNG




mipas_daily_report_level0_KSPT_L0_4504_N_20110824_1.PNG



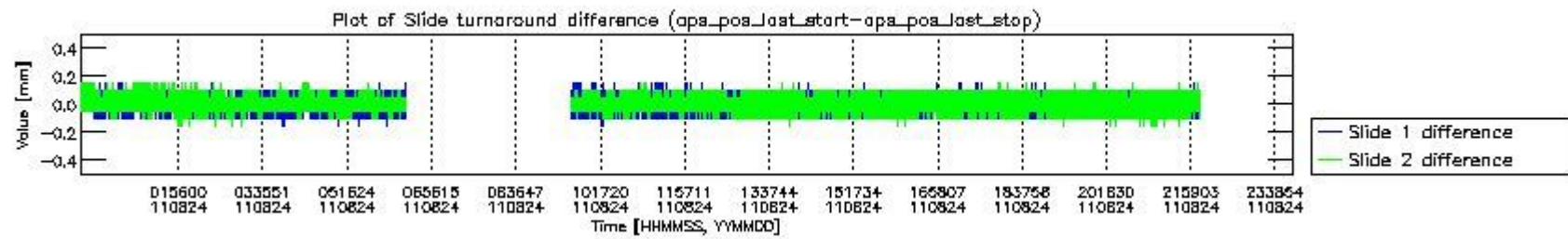
mipas_daily_report_level0_KSPT_L0_4504_N_20110824_2.PNG



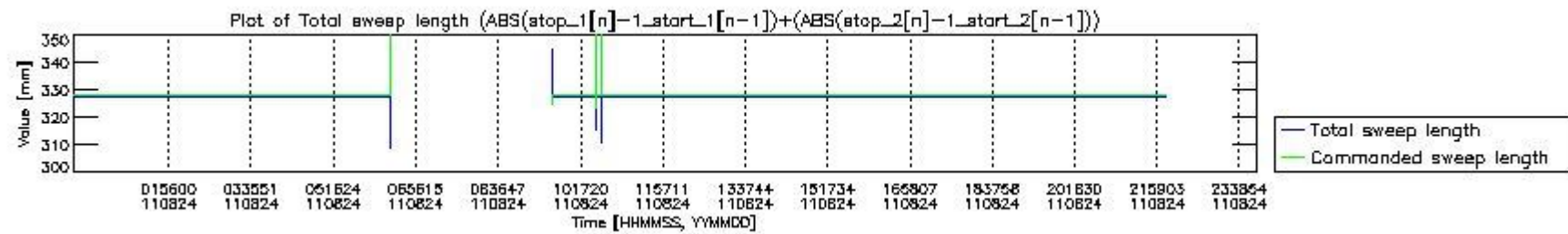
mipas_daily_report_level0_KSPT_L0_4504_N_20110824_3.PNG



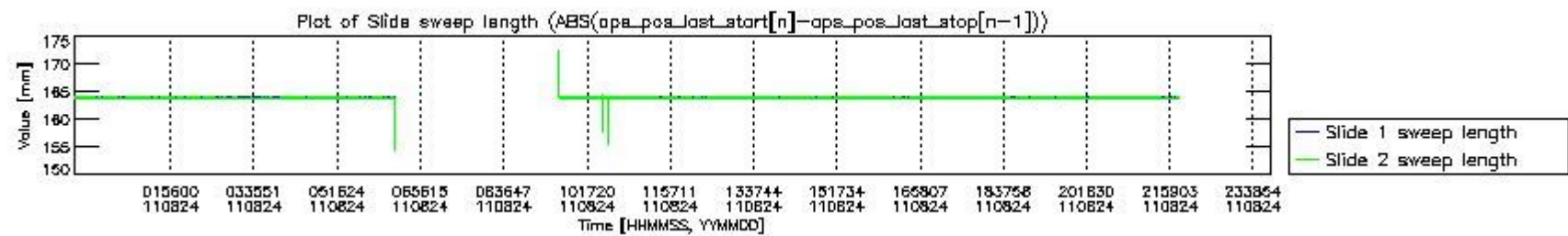
mipas_daily_report_level0_KSPT_L0_4504_N_20110824_4.PNG



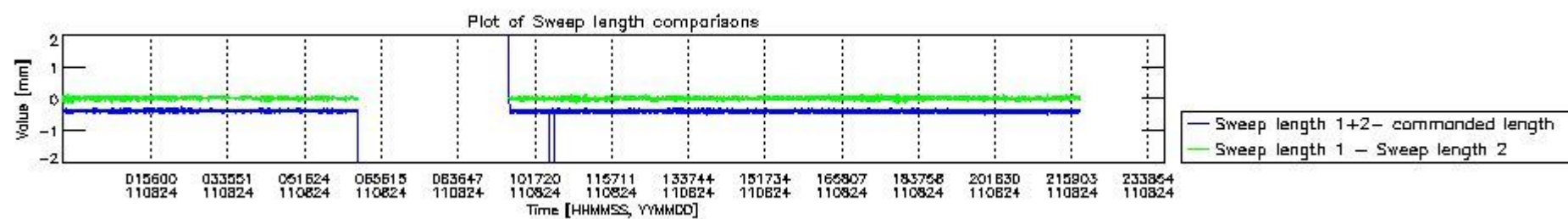
mipas_daily_report_level0_KSPT_L0_4504_N_20110824_5.PNG



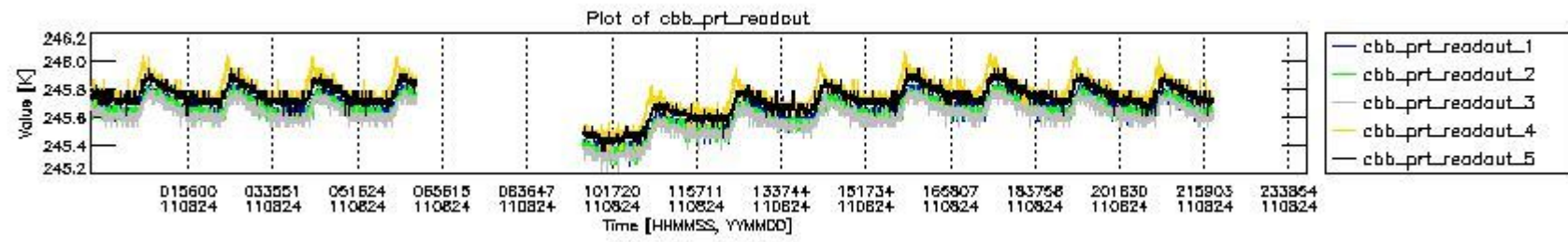
mipas_daily_report_level0_KSPT_L0_4504_N_20110824_6.PNG



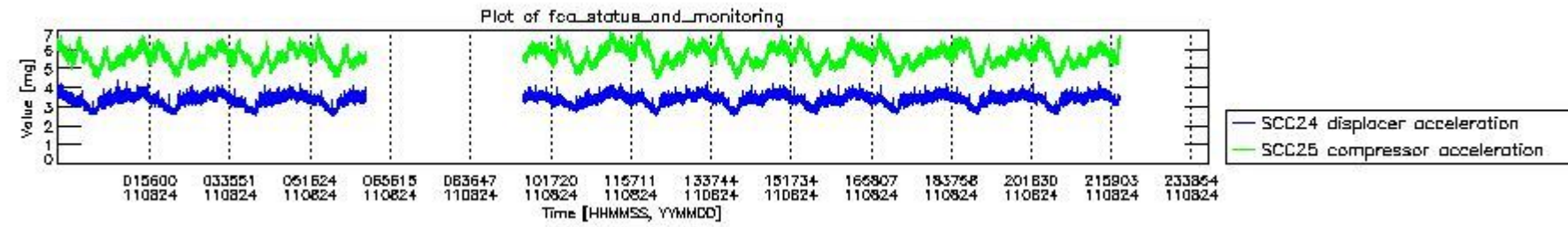
mipas_daily_report_level0_KSPT_L0_4504_N_20110824_7.PNG



mipas_daily_report_level0_KSPT_L0_4504_N_20110824_8.PNG



mipas_daily_report_level0_KSPT_L0_4504_N_20110824_9.PNG

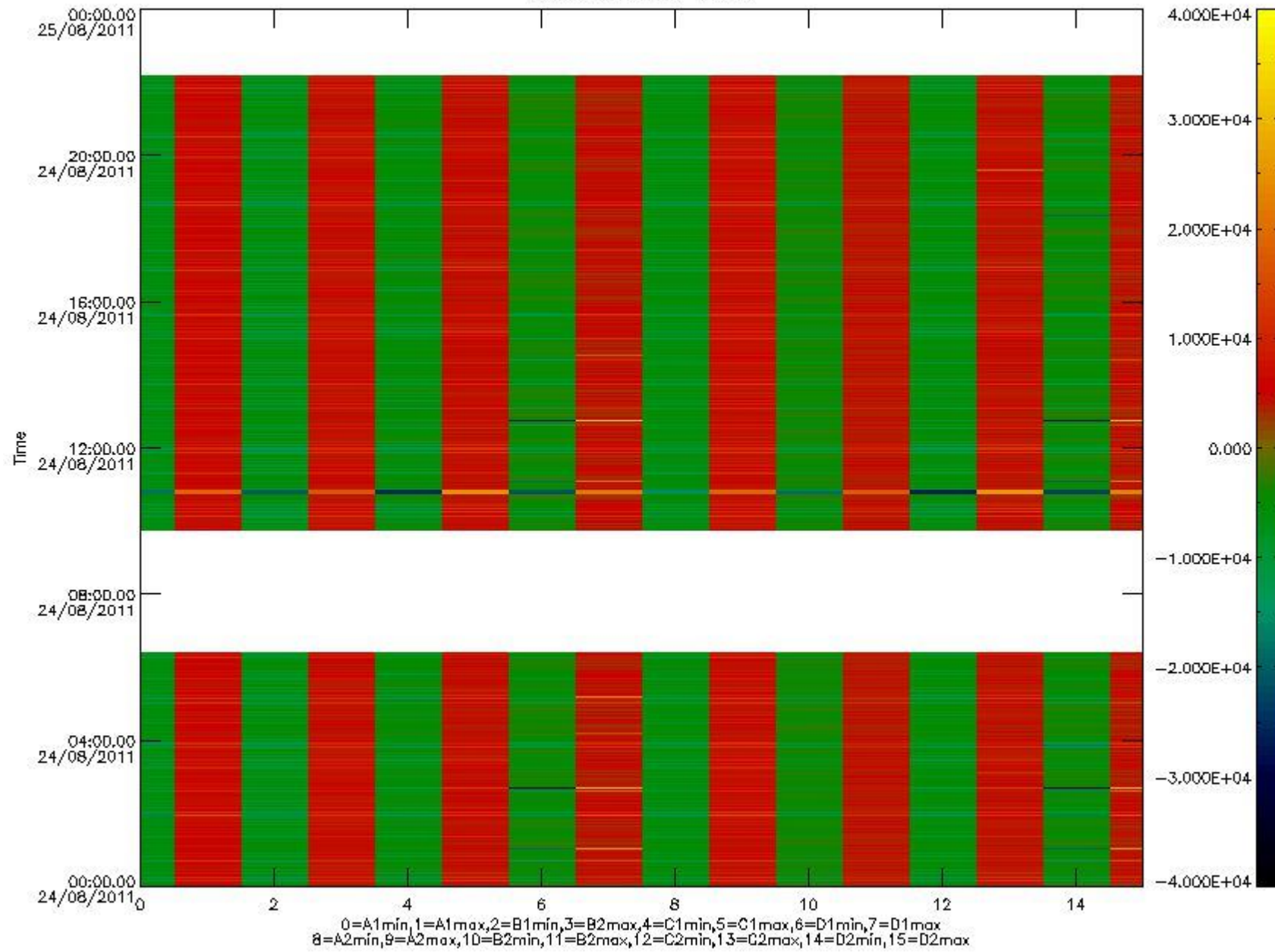


mipas_daily_report_level0_KSPT_L0_4504_N_20110824_10.PNG

The following table shows channel statistics for all channels for this day.

Channel	Min	Max	ADC
A1	-32768	32767	16bit
B1	-32768	32767	16bit
C1	-25610	25605	16bit
D1	-32768	32767	16bit
A2	-32768	28270	16bit
B2	-32768	32767	16bit
C2	-26686	26357	16bit
D2	-32768	32767	16bit

MIPNLOP_MIPSOUPAC_aux_fields_igm_cal, channel statistics plot
Colour indicates value.



mipas_daily_report_level0_KSPT_L0_4504_N_20110824_11.PNG

0.3 ADF monitoring

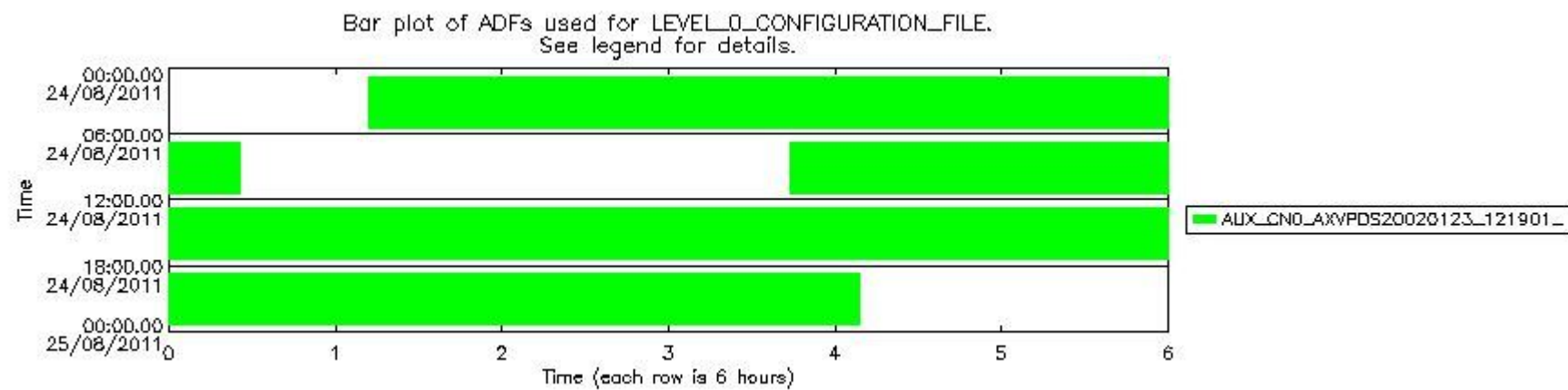
The use of ADFs is shown in two ways:

1. By means of two tables that can be used to find the ADF used for a specific product.
2. By means of plots that show changes in ADF using colours.

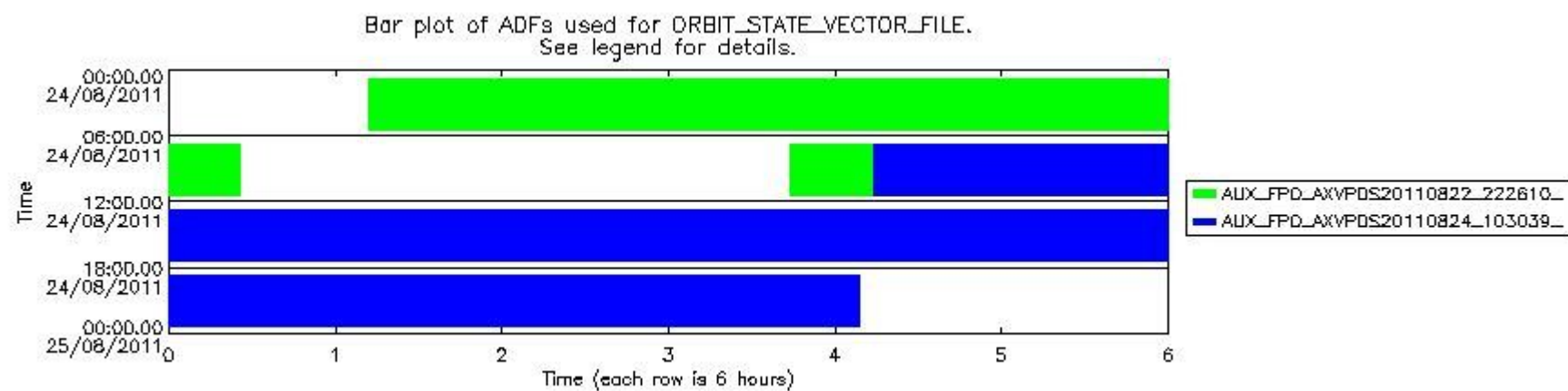
Number	ADF
0	AUX_CN0_AXVPDS20020123_121901_20020101_000000_20200101_000000
1	AUX_FPO_AXVPDS20110822_222610_20110822_091818_20110901_095150
2	AUX_FPO_AXVPDS20110824_103039_20110823_184258_20110902_205643

Number	Product name	#CN0	#FPO
--------	--------------	------	------

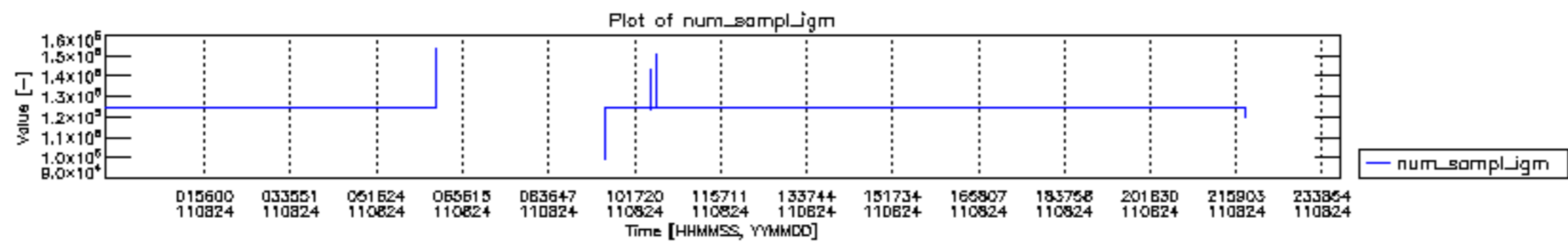
0	MIP_NL__0PNPDE20110824_011212_000102553106_00002_49585_9508.N1	0	1
1	MIP_NL__0PNPDE20110824_040234_000061943106_00004_49587_9509.N1	0	1
2	MIP_NL__0PNPDE20110824_054514_000024013106_00005_49588_9510.N1	0	1
3	MIP_NL__0PNPDK20110824_094338_000018573106_00007_49590_6130.N1	0	1
4	MIP_NL__0PNPDK20110824_101355_000059823106_00008_49591_6131.N1	0	2
5	MIP_NL__0PNPDK20110824_115254_000059643106_00009_49592_6132.N1	0	2
6	MIP_NL__0PNPDK20110824_133146_000058743106_00010_49593_6133.N1	0	2
7	MIP_NL__0PNPDK20110824_150851_000059413106_00011_49594_6134.N1	0	2
8	MIP_NL__0PNPDK20110824_164622_000059393106_00012_49595_6135.N1	0	2
9	MIP_NL__0PNPDK20110824_182425_000059643106_00013_49596_6136.N1	0	2
10	MIP_NL__0PNPDE20110824_200221_000038923106_00014_49597_9511.N1	0	2
11	MIP_NL__0PNPDE20110824_210535_000037873106_00014_49597_9512.N1	0	2

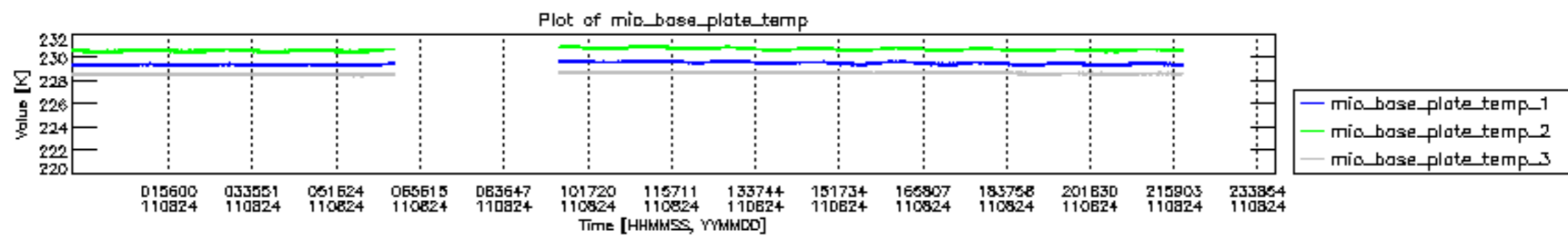


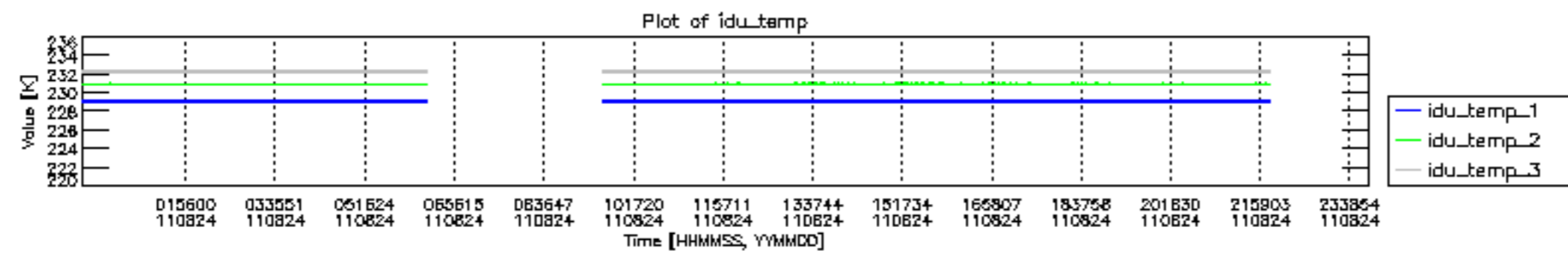
mipas_daily_report_level0_KSPT_L0_4504_N_20110824_12.PNG

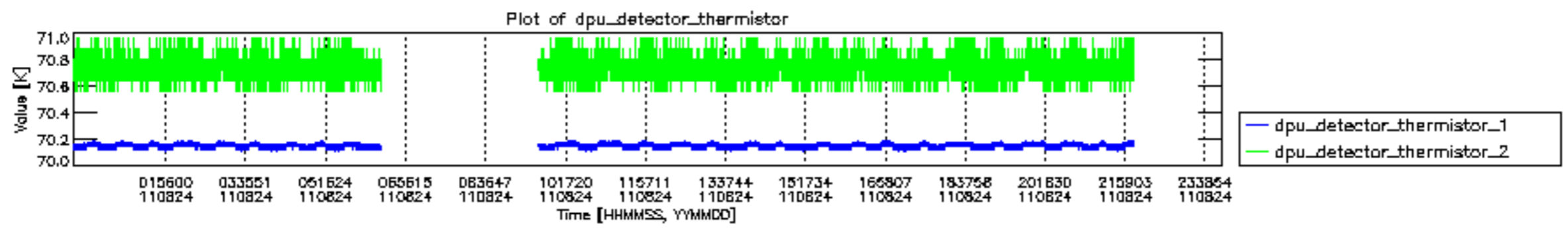



mipas_daily_report_level0_KSPT_L0_4504_N_20110824_13.PNG

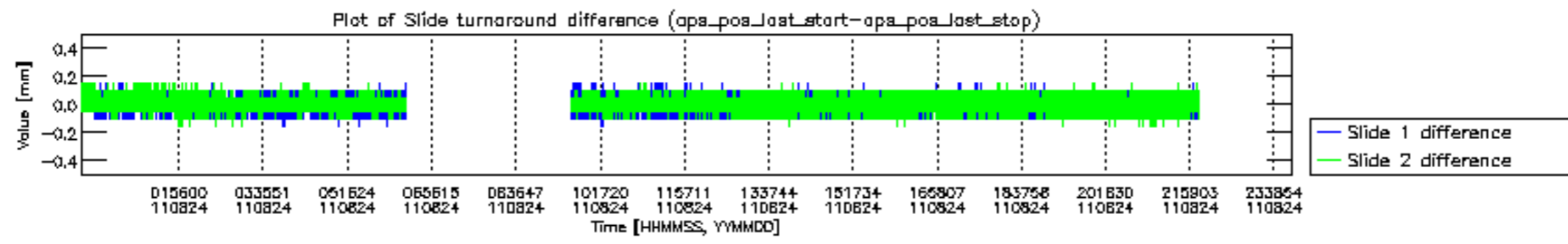


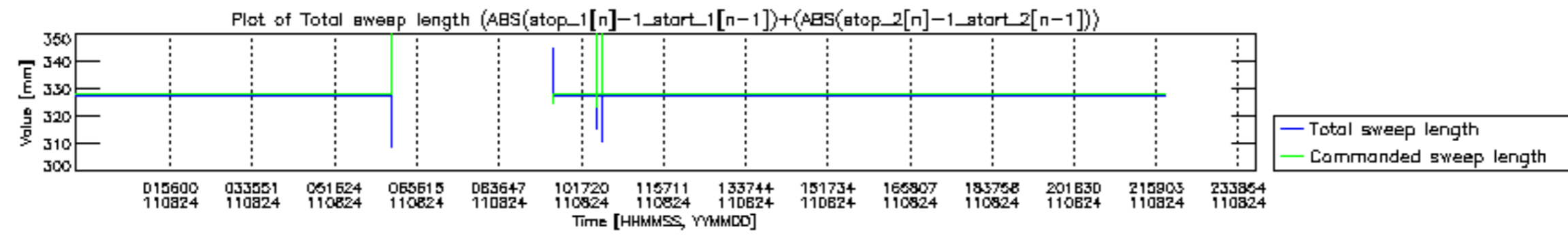


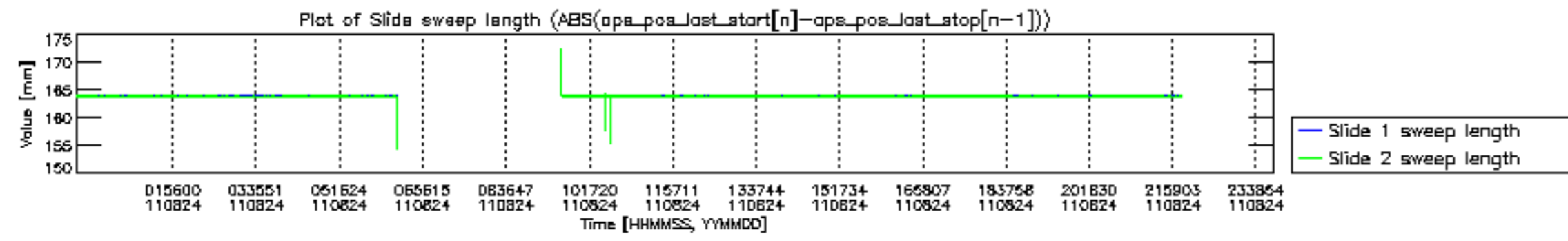


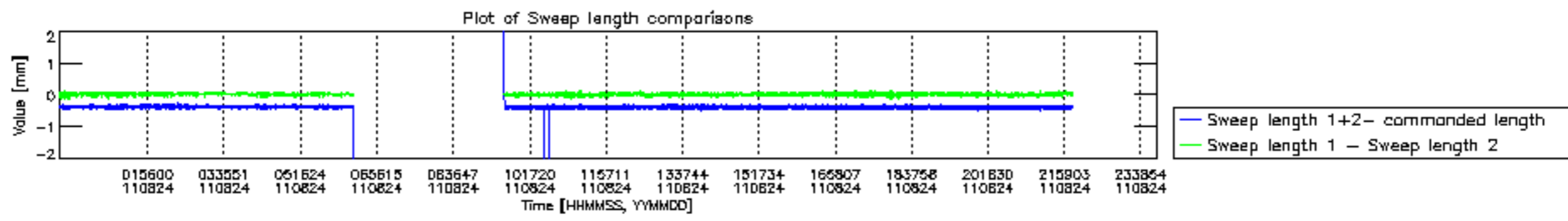


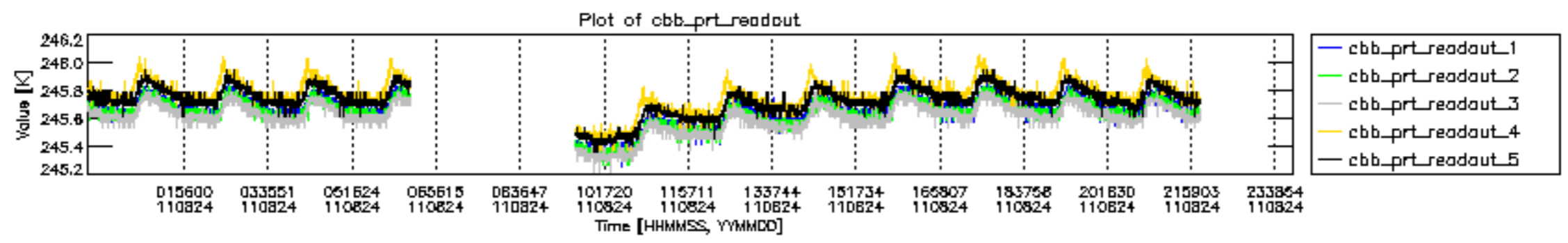


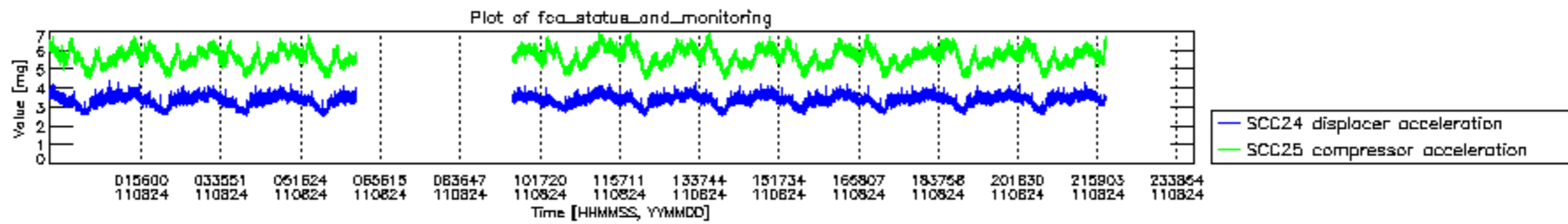












MIPNLOP_MIPSOUPAC_aux_fields_igm_cal, channel statistics plot
 Colour indicates value.

