

0. MIPAS Daily Report for level 0 products

- [0.1 General Info](#)
- [0.2 Instrument Operational Performance Parameters](#)
- [0.3 ADF monitoring](#)

0.1 General Info

This report contains a daily analysis on parameters extracted from MIPAS level 0 data (The MIP_NL__0P product).

0.1.1 Report summary

The table below shows general characteristics of the data that are included into this report.

Item	Value
Report version	v1.6 08-11-2010
Time of report generation	24JUL2011 05:24:11
Data source version	KSPT_L0/4504-N
Processing scope for products	19JUL2011 00:00:00 to 20JUL2011 00:00:00
Start time of first product within scope	19JUL2011 01:30:05
Stop time of last product within scope	20JUL2011 00:55:07
Total number of level 0 products	12
Number of level 0 products with errors	0

0.1.2 Product Quality Indicators per product

The following table shows a summary for each product used in this report.

#	Product name	Start time	Stop time	Prod err	ISP err sign	ISP miss sign	ISP disc sign	rs sign
0	MIP_NL__0PNPDE20110719_013005_000043463104_00347_49068_9263.N1	19JUL2011 01:30:05	19JUL2011 02:42:31	0	0	0	0	0
1	MIP_NL__0PNPDE20110719_024155_000061233104_00348_49069_9264.N1	19JUL2011 02:41:55	19JUL2011 04:23:59	0	0	0	0	0
2	MIP_NL__0PNPDK20110719_060424_000041513104_00350_49071_5811.N1	19JUL2011 06:04:24	19JUL2011 07:13:35	0	0	0	0	0
3	MIP_NL__0PNPDK20110719_071259_000061193104_00351_49072_5812.N1	19JUL2011 07:12:59	19JUL2011 08:54:58	0	0	0	0	0
4	MIP_NL__0PNPDK20110719_085414_000059773104_00352_49073_5813.N1	19JUL2011 08:54:14	19JUL2011 10:33:51	0	0	0	0	0
5	MIP_NL__0PNPDK20110719_121220_000059143104_00354_49075_5815.N1	19JUL2011 12:12:20	19JUL2011 13:50:54	0	0	0	0	0
6	MIP_NL__0PNPDK20110719_135021_000058893104_00355_49076_5816.N1	19JUL2011 13:50:21	19JUL2011 15:28:30	0	0	0	0	0
7	MIP_NL__0PNPDK20110719_152746_000059163104_00356_49077_5817.N1	19JUL2011 15:27:46	19JUL2011 17:06:22	0	0	0	0	0
8	MIP_NL__0PNPDK20110719_170545_000058413104_00357_49078_5818.N1	19JUL2011 17:05:45	19JUL2011 18:43:06	0	0	0	0	0
9	MIP_NL__0PNPDK20110719_184209_000060233104_00358_49079_5819.N1	19JUL2011 18:42:09	19JUL2011 20:22:32	0	0	0	0	0
10	MIP_NL__0PNPDE20110719_213254_000061733104_00359_49080_9267.N1	19JUL2011 21:32:54	19JUL2011 23:15:47	0	0	0	0	0
11	MIP_NL__0PNPDE20110719_231451_000060163104_00360_49081_9268.N1	19JUL2011 23:14:51	20JUL2011 00:55:07	0	0	0	0	0

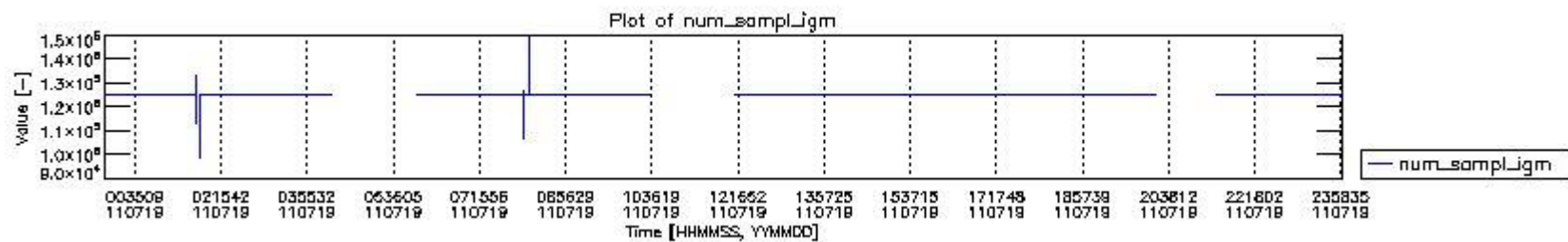
0.2 Instrument Operational Performance Parameters

The following plots give an overview of various instrument parameters for this day. The instrument parameters are part of the auxiliary data field within the source packets of the MIP_NL__0P product. The auxiliary data is normally included twice per interferogram. Note that only the first packet is currently included in monitoring.

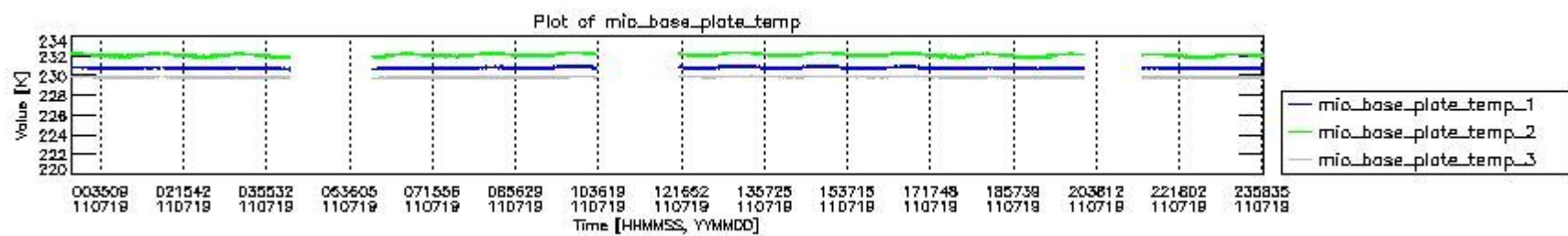
The following table shows the counts of various interferogram number of samples

Number of igm samples	Count [#]	Count [%]
98847	1	0.0029739777
106418	1	0.0029739777
108168	1	0.0029739777
113257	1	0.0029739777
121846	1	0.0029739777
123398	1	0.0029739777

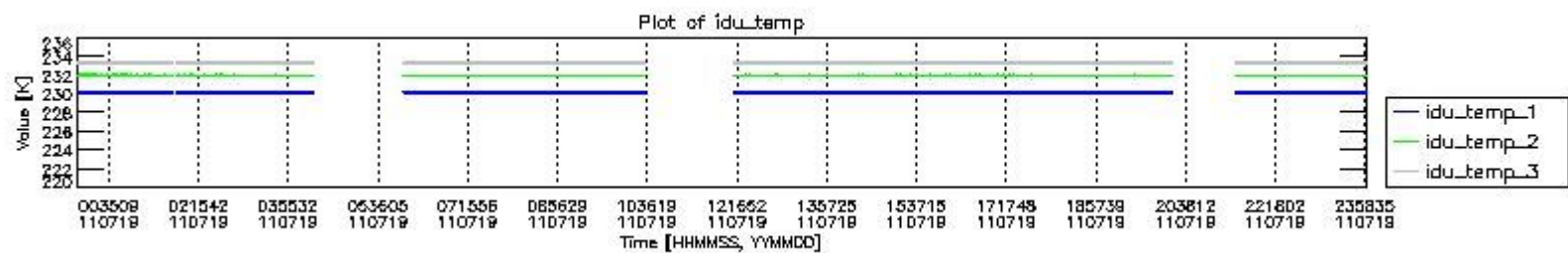
124099	1	0.0029739777
124800	31361	93.266914
124803	2252	6.6973978
126550	1	0.0029739777
127233	1	0.0029739777
133389	1	0.0029739777
147365	1	0.0029739777
149798	1	0.0029739777



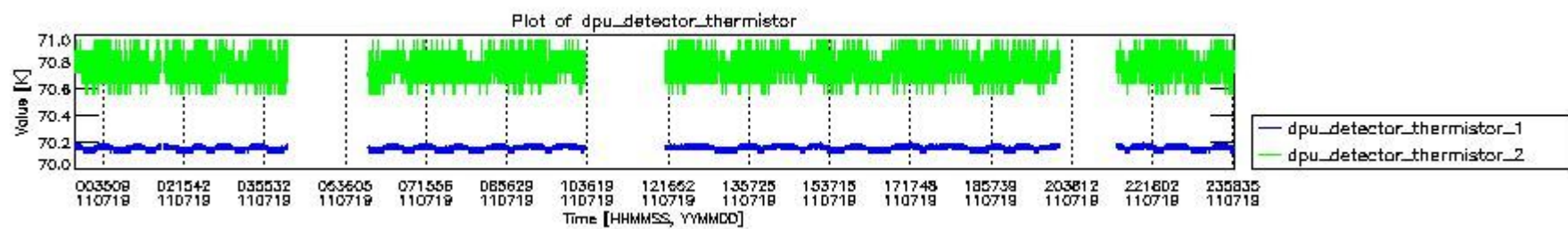
mipas_daily_report_level0_KSPT_L0_4504_N_20110719_0.PNG



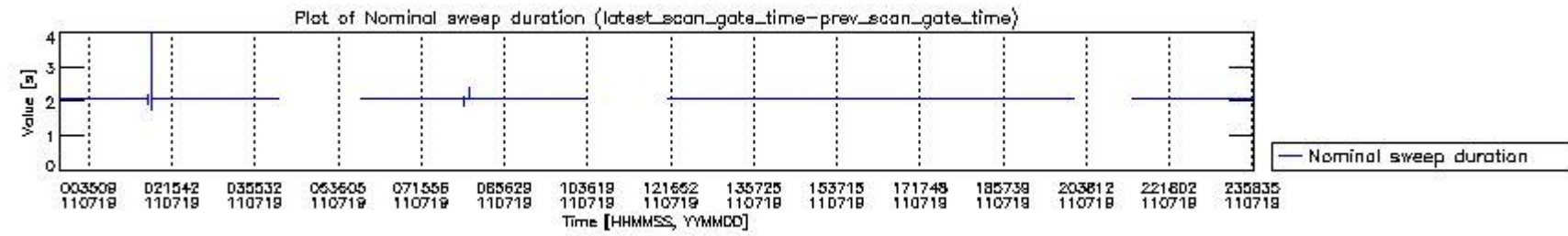
mipas_daily_report_level0_KSPT_L0_4504_N_20110719_1.PNG



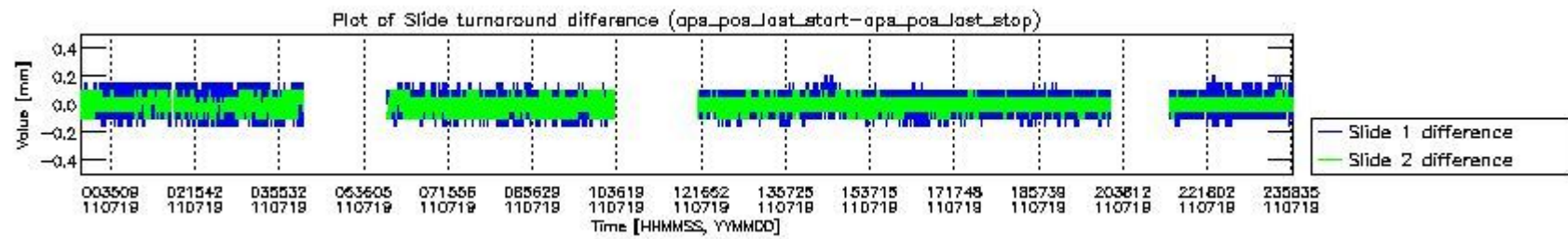
mipas_daily_report_level0_KSPT_L0_4504_N_20110719_2.PNG



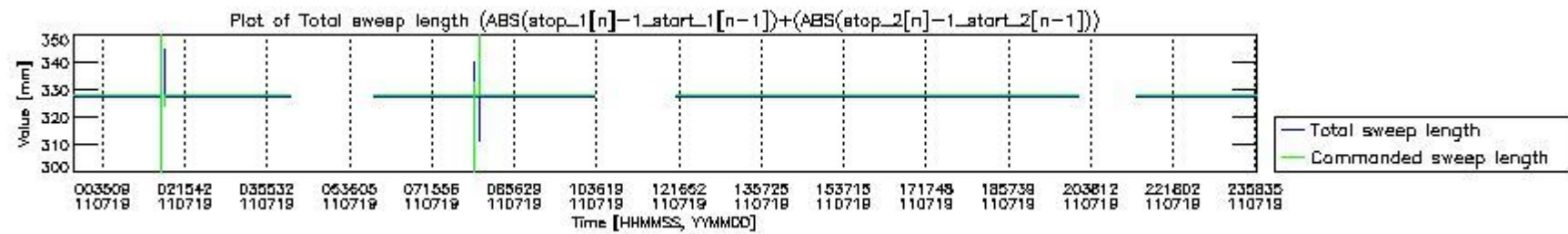
mipas_daily_report_level0_KSPT_L0_4504_N_20110719_3.PNG



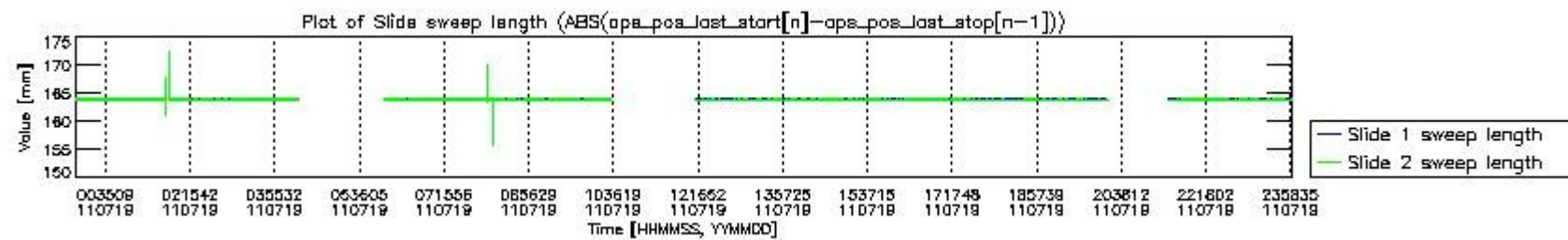
mipas_daily_report_level0_KSPT_L0_4504_N_20110719_4.PNG



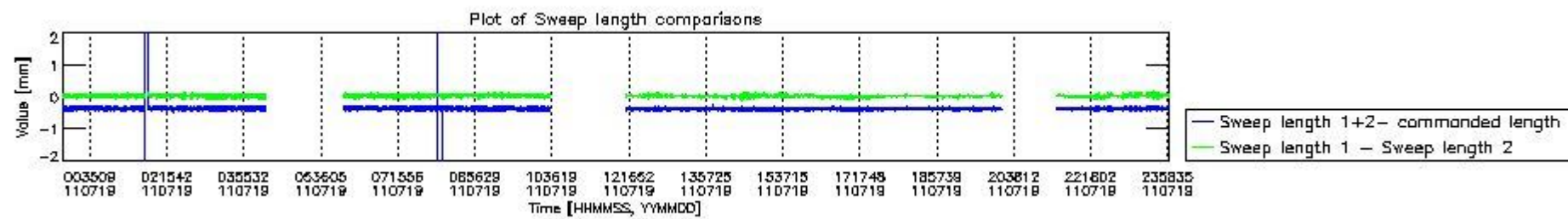
mipas_daily_report_level0_KSPT_L0_4504_N_20110719_5.PNG



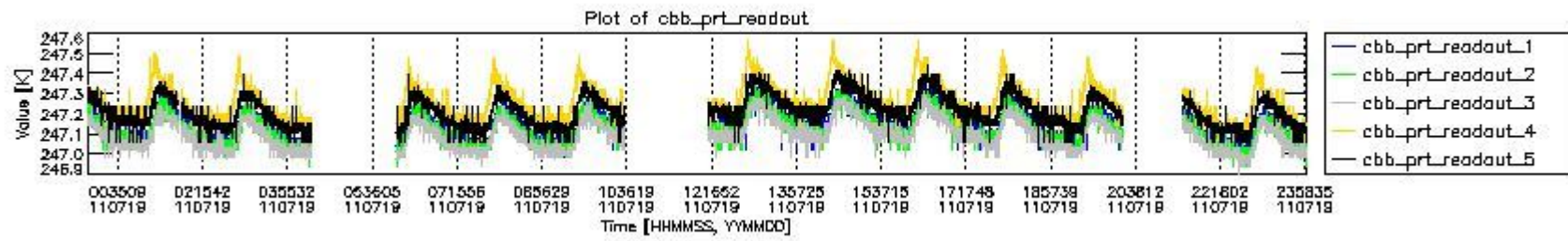
mipas_daily_report_level0_KSPT_L0_4504_N_20110719_6.PNG



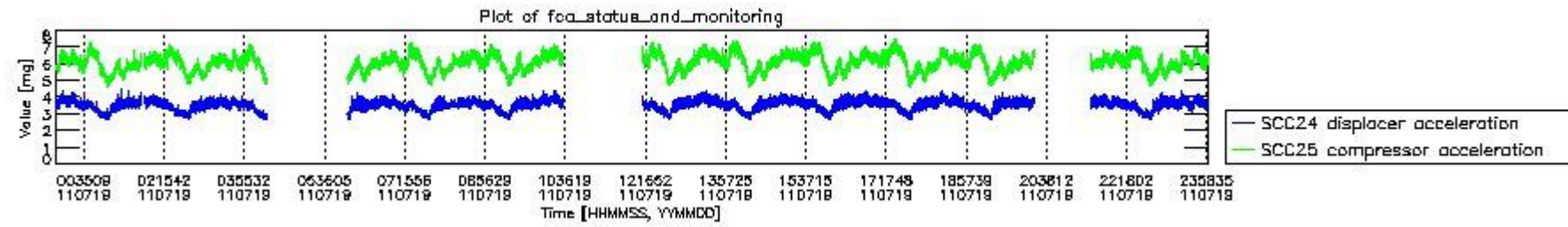
mipas_daily_report_level0_KSPT_L0_4504_N_20110719_7.PNG



mipas_daily_report_level0_KSPT_L0_4504_N_20110719_8.PNG



mipas_daily_report_level0_KSPT_L0_4504_N_20110719_9.PNG




mipas_daily_report_level0_KSPT_L0_4504_N_20110719_10.PNG

The following table shows channel statistics for all channels for this day.

Channel	Min	Max	ADC
A1	-18757	19911	16bit
B1	-21521	18414	16bit
C1	-27383	27318	16bit
D1	-32768	32767	16bit
A2	-16193	20088	16bit
B2	-19849	19418	16bit
C2	-28494	28121	16bit
D2	-32768	32767	16bit

MIPNLOP_MIPSOUPAC_aux_fields_igm_cal, channel statistics plot
Colour indicates value.



mipas_daily_report_level0_KSPT_L0_4504_N_20110719_11.PNG

0.3 ADF monitoring

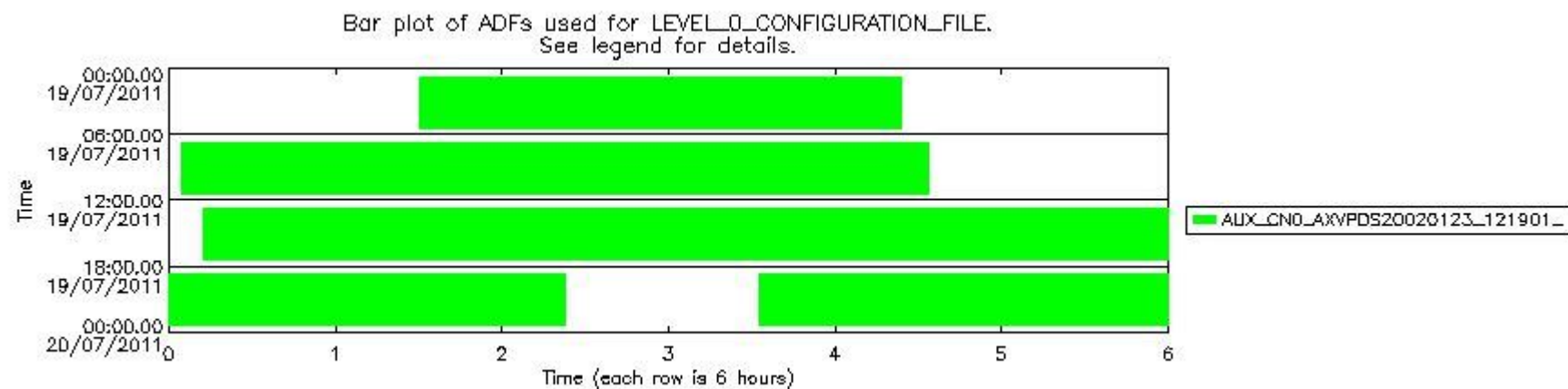
The use of ADFs is shown in two ways:

1. By means of two tables that can be used to find the ADF used for a specific product.
2. By means of plots that show changes in ADF using colours.

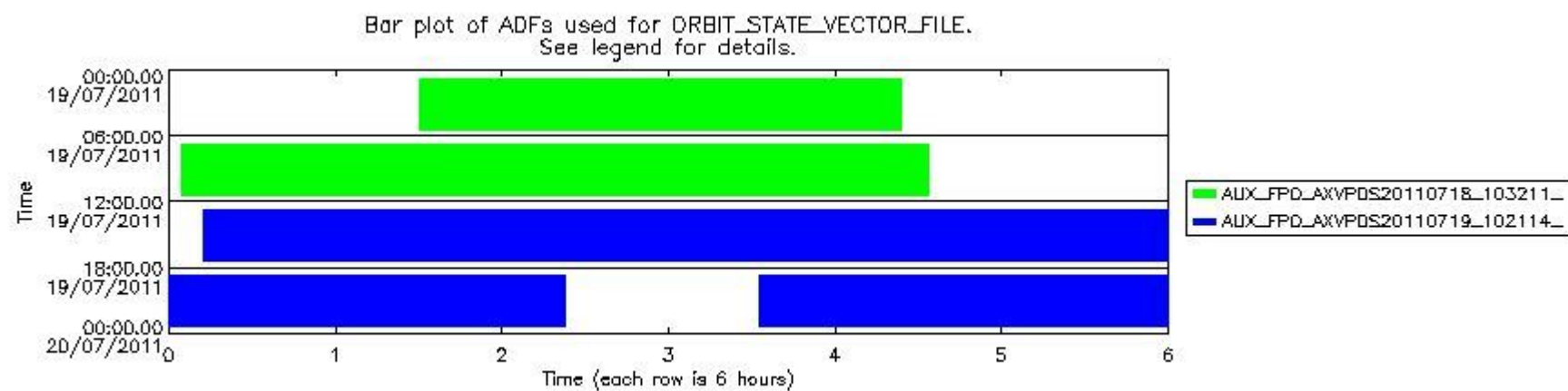
Number	ADF
0	AUX_CN0_AXVPDS20020123_121901_20020101_000000_20200101_000000
1	AUX_FPO_AXVPDS20110718_103211_20110717_193915_20110727_201249
2	AUX_FPO_AXVPDS20110719_102114_20110718_190231_20110728_211618

Number	Product name	#CN0	#FPO
--------	--------------	------	------

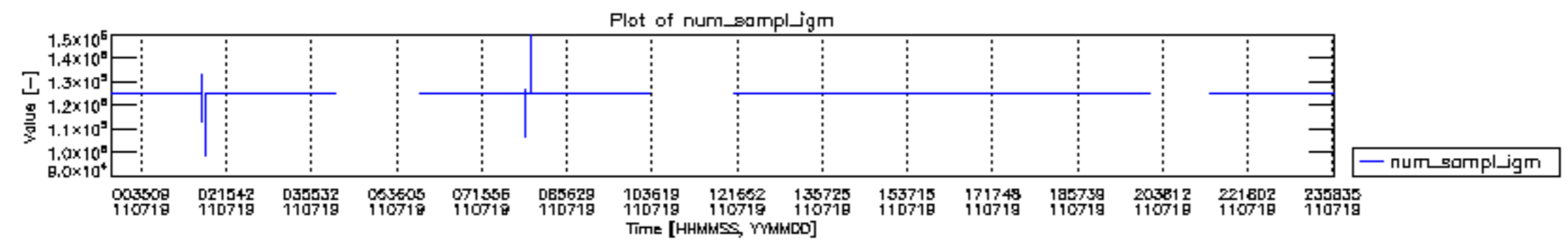
0	MIP_NL__0PNPDE20110719_013005_000043463104_00347_49068_9263.N1	0	1
1	MIP_NL__0PNPDE20110719_024155_000061233104_00348_49069_9264.N1	0	1
2	MIP_NL__0PNPDK20110719_060424_000041513104_00350_49071_5811.N1	0	1
3	MIP_NL__0PNPDK20110719_071259_000061193104_00351_49072_5812.N1	0	1
4	MIP_NL__0PNPDK20110719_085414_000059773104_00352_49073_5813.N1	0	1
5	MIP_NL__0PNPDK20110719_121220_000059143104_00354_49075_5815.N1	0	2
6	MIP_NL__0PNPDK20110719_135021_000058893104_00355_49076_5816.N1	0	2
7	MIP_NL__0PNPDK20110719_152746_000059163104_00356_49077_5817.N1	0	2
8	MIP_NL__0PNPDK20110719_170545_000058413104_00357_49078_5818.N1	0	2
9	MIP_NL__0PNPDK20110719_184209_000060233104_00358_49079_5819.N1	0	2
10	MIP_NL__0PNPDE20110719_213254_000061733104_00359_49080_9267.N1	0	2
11	MIP_NL__0PNPDE20110719_231451_000060163104_00360_49081_9268.N1	0	2

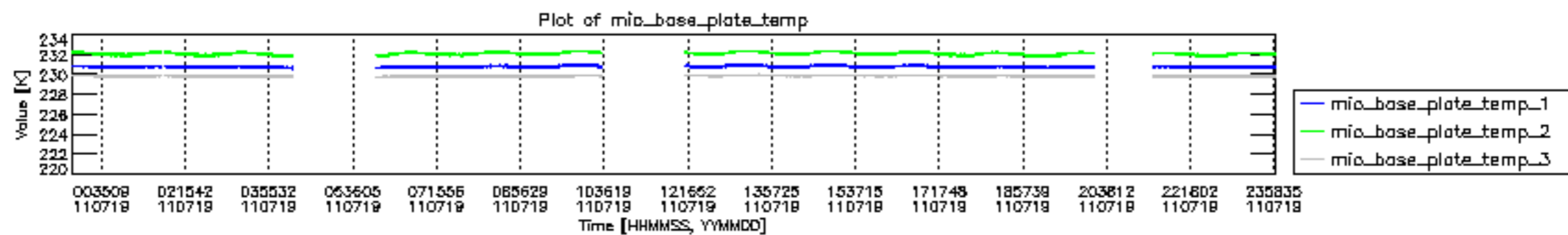


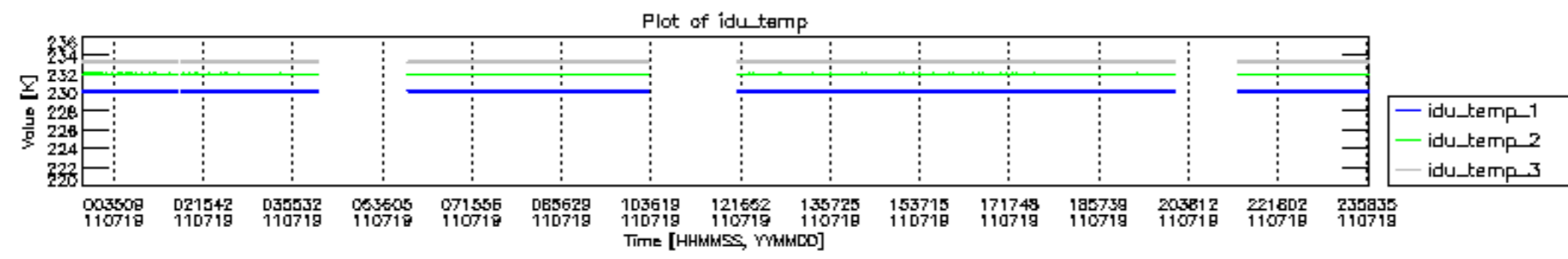
mipas_daily_report_level0_KSPT_L0_4504_N_20110719_12.PNG

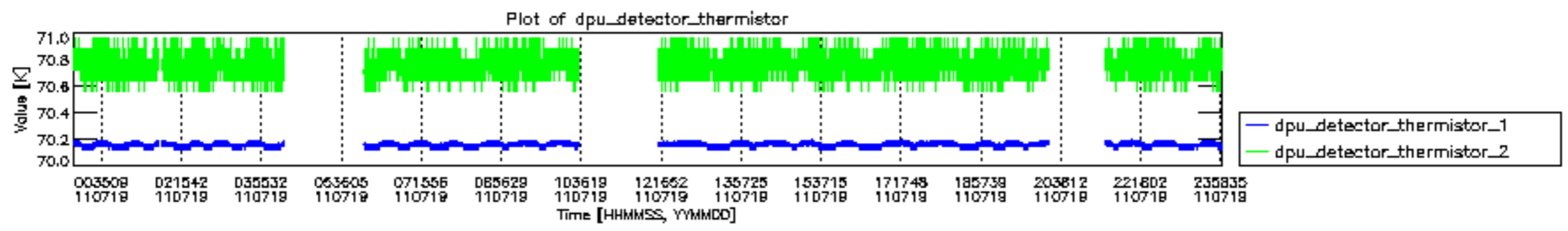


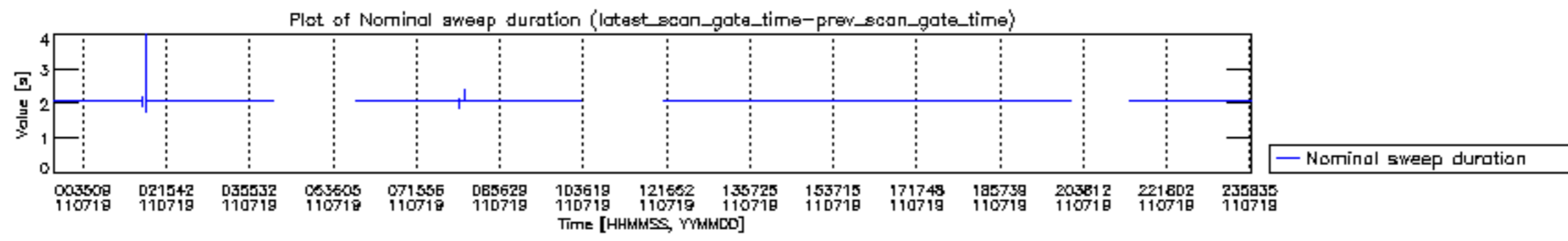
mipas_daily_report_level0_KSPT_L0_4504_N_20110719_13.PNG

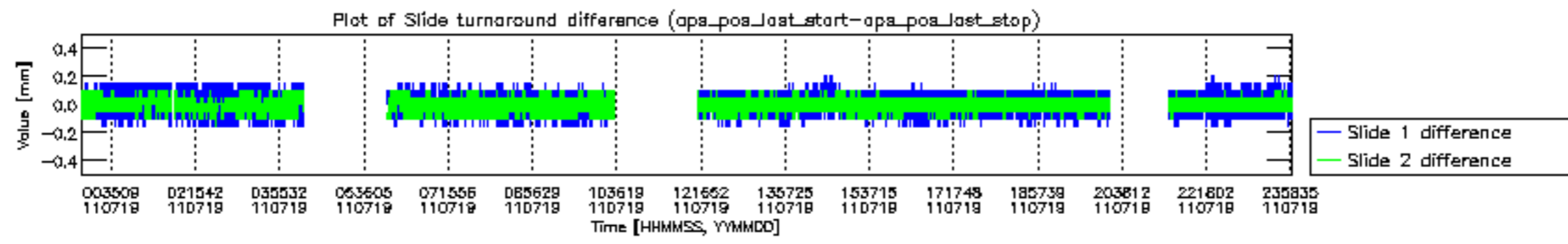


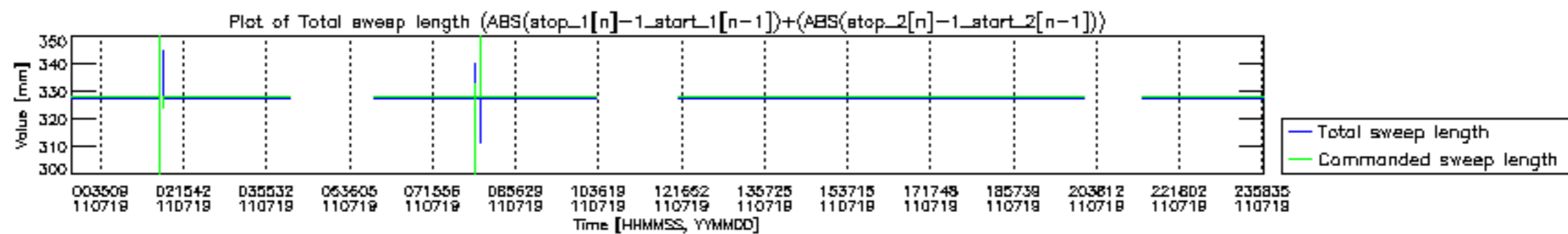


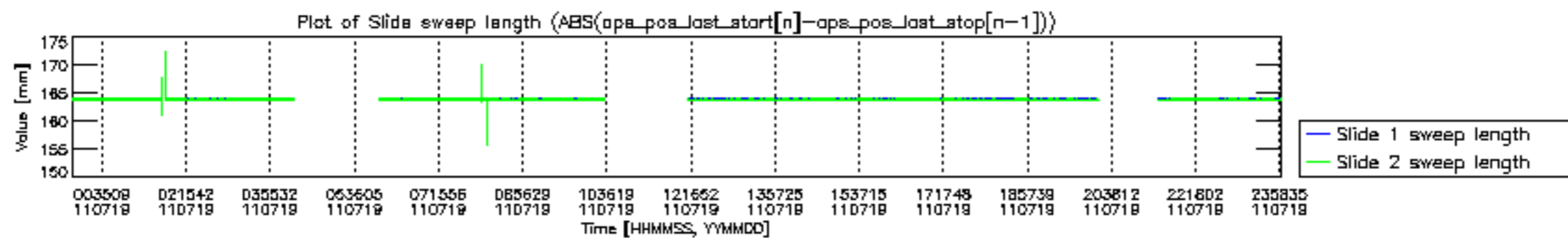


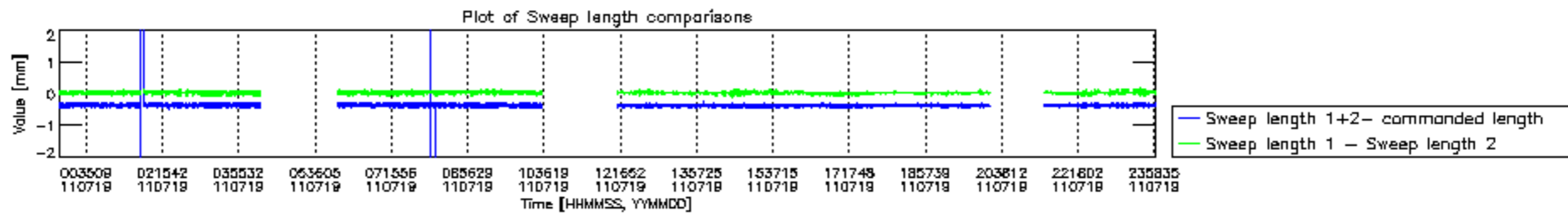


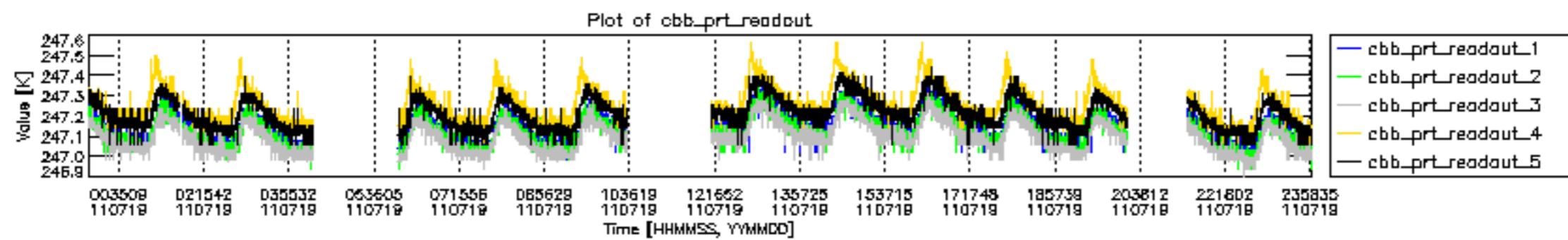


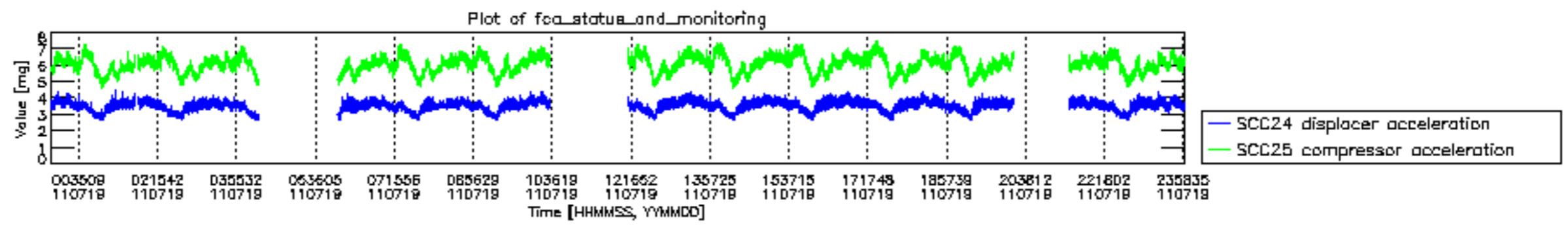












MIPNLOP_MIPSOUPAC_aux_fields_igm_cal, channel statistics plot
 Colour indicates value.

