

0. MIPAS Daily Report for level 0 products

[0.1 General Info](#)

[0.2 Instrument Operational Performance Parameters](#)

[0.3 ADF monitoring](#)

0.1 General Info

This report contains a daily analysis on parameters extracted from MIPAS level 0 data (The MIP_NL__0P product).

0.1.1 Report summary

The table below shows general characteristics of the data that are included into this report.

Item	Value
Report version	v1.6 08-11-2010
Time of report generation	19JUL2011 05:23:15
Data source version	KSPT_L0/4504-N
Processing scope for products	14JUL2011 00:00:00 to 15JUL2011 00:00:00
Start time of first product within scope	14JUL2011 01:14:09
Stop time of last product within scope	15JUL2011 00:39:55
Total number of level 0 products	13
Number of level 0 products with errors	0

0.1.2 Product Quality Indicators per product

The following table shows a summary for each product used in this report.

#	Product name	Start time	Stop time	Prod err	ISP err sign	ISP miss sign	ISP disc sign	rs sign
0	MIP_NL__0PNPDE20110714_011409_000102543104_00275_48996_9229.N1	14JUL2011 01:14:09	14JUL2011 04:05:02	0	0	0	0	0
1	MIP_NL__0PNPDE20110714_040429_000062383104_00277_48998_9230.N1	14JUL2011 04:04:29	14JUL2011 05:48:27	0	0	0	0	0
2	MIP_NL__0PNPDE20110714_054749_000061383104_00278_48999_9231.N1	14JUL2011 05:47:49	14JUL2011 07:30:07	0	0	0	0	0
3	MIP_NL__0PNPDK20110714_083457_000061423104_00280_49001_5769.N1	14JUL2011 08:34:57	14JUL2011 10:17:19	0	0	0	0	0
4	MIP_NL__0PNPDK20110714_101635_000059983104_00281_49002_5770.N1	14JUL2011 10:16:35	14JUL2011 11:56:33	0	0	0	0	0
5	MIP_NL__0PNPDK20110714_115549_000059163104_00282_49003_5771.N1	14JUL2011 11:55:49	14JUL2011 13:34:25	0	0	0	0	0
6	MIP_NL__0PNPDK20110714_133352_000058953104_00283_49004_5772.N1	14JUL2011 13:33:52	14JUL2011 15:12:07	0	0	0	0	0
7	MIP_NL__0PNPDK20110714_151121_000059043104_00284_49005_5773.N1	14JUL2011 15:11:21	14JUL2011 16:49:45	0	0	0	0	0
8	MIP_NL__0PNPDK20110714_164901_000058703104_00285_49006_5774.N1	14JUL2011 16:49:01	14JUL2011 18:26:51	0	0	0	0	0
9	MIP_NL__0PNPDK20110714_182551_000059773104_00286_49007_5775.N1	14JUL2011 18:25:51	14JUL2011 20:05:27	0	0	0	0	0
10	MIP_NL__0PNPDE20110714_200410_000041703104_00287_49008_9232.N1	14JUL2011 20:04:10	14JUL2011 21:13:40	0	0	0	0	0
11	MIP_NL__0PNPDE20110714_211149_000064623104_00287_49008_9233.N1	14JUL2011 21:11:49	14JUL2011 22:59:31	0	0	0	0	0
12	MIP_NL__0PNPDE20110714_225828_000060883104_00288_49009_9234.N1	14JUL2011 22:58:28	15JUL2011 00:39:55	0	0	0	0	0


0.2 Instrument Operational Performance Parameters

The following plots give an overview of various instrument parameters for this day. The instrument parameters are part of the auxiliary data field within the source packets of the MIP_NL__0P product. The auxiliary data is normally included twice per interferogram. Note that only the first packet is currently included in monitoring.

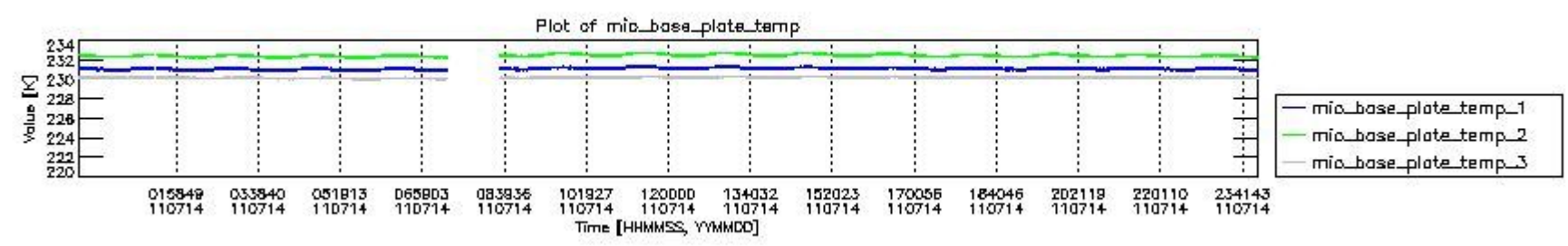
The following table shows the counts of various interferogram number of samples

Number of igm samples	Count [#]	Count [%]
98699	1	0.0025259542
113108	1	0.0025259542
121548	1	0.0025259542
123102	1	0.0025259542
123951	1	0.0025259542

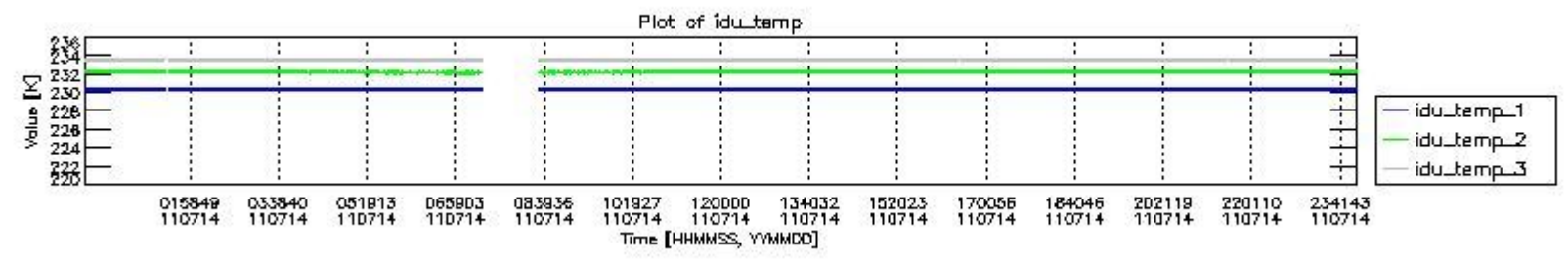
124800	37283	94.175150
124803	2300	5.8096946
133240	1	0.0025259542



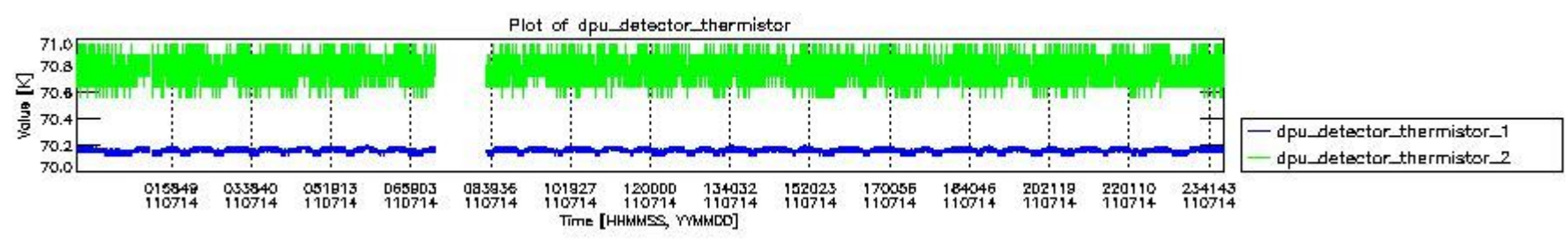
mipas_daily_report_level0_KSPT_L0_4504_N_20110714_0.PNG




mipas_daily_report_level0_KSPT_L0_4504_N_20110714_1.PNG



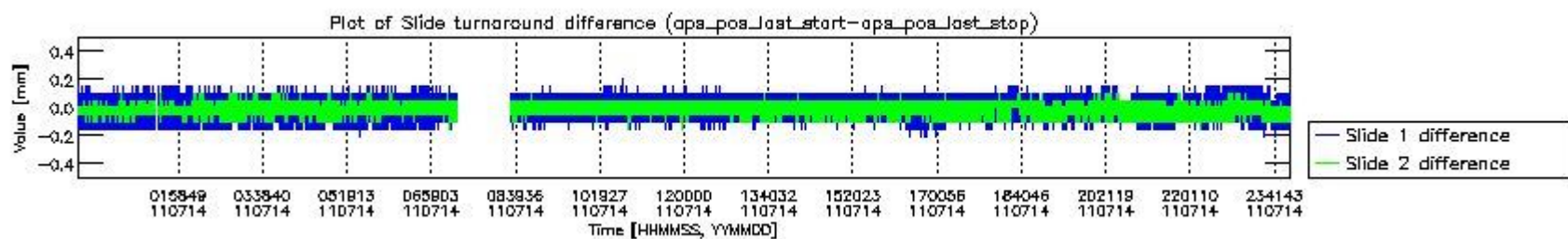
mipas_daily_report_level0_KSPT_L0_4504_N_20110714_2.PNG



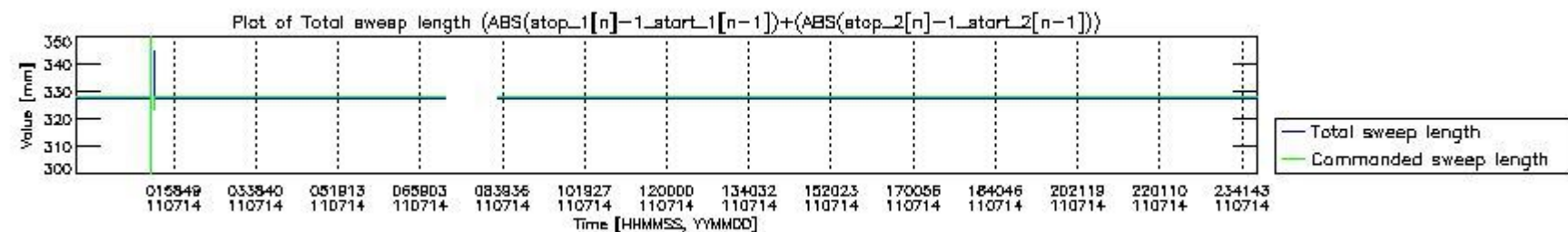
mipas_daily_report_level0_KSPT_L0_4504_N_20110714_3.PNG



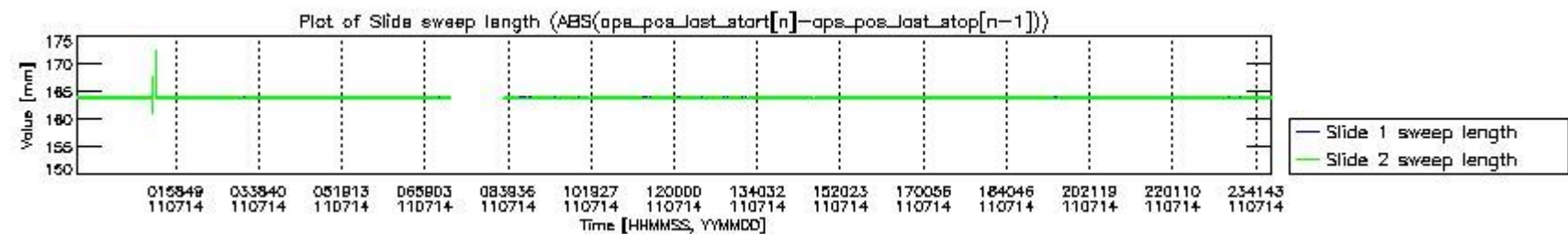
mipas_daily_report_level0_KSPT_L0_4504_N_20110714_4.PNG



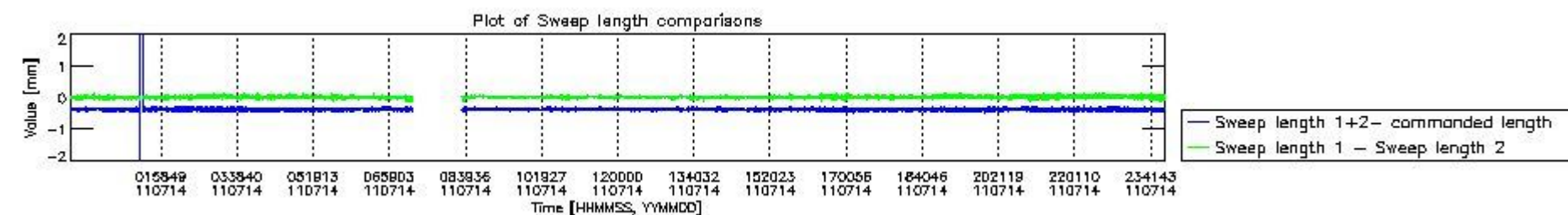
mipas_daily_report_level0_KSPT_L0_4504_N_20110714_5.PNG



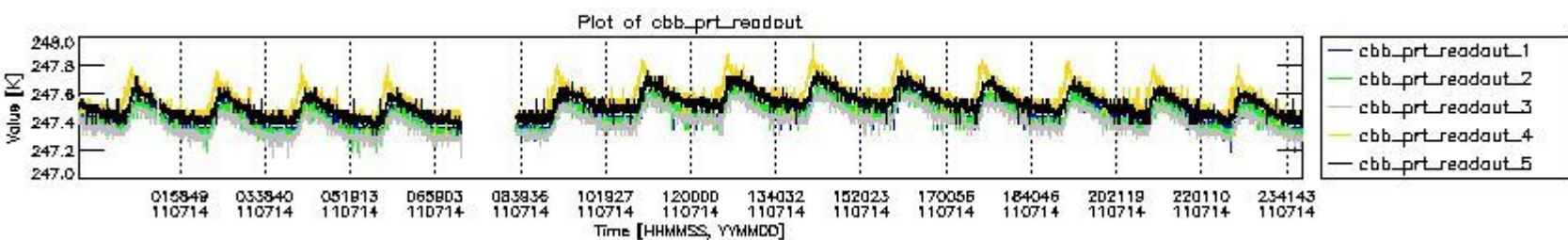
mipas_daily_report_level0_KSPT_L0_4504_N_20110714_6.PNG



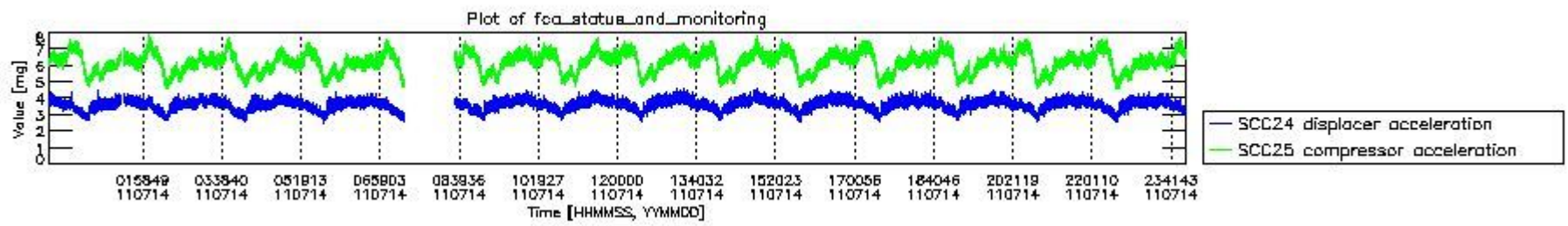
mipas_daily_report_level0_KSPT_L0_4504_N_20110714_7.PNG



mipas_daily_report_level0_KSPT_L0_4504_N_20110714_8.PNG



mipas_daily_report_level0_KSPT_L0_4504_N_20110714_9.PNG




mipas_daily_report_level0_KSPT_L0_4504_N_20110714_10.PNG

The following table shows channel statistics for all channels for this day.

Channel	Min	Max	ADC
A1	-32768	32767	16bit
B1	-32768	32767	16bit
C1	-32768	32767	16bit
D1	-32768	32767	16bit
A2	-32768	32767	16bit
B2	-32768	32767	16bit
C2	-32768	32767	16bit
D2	-32768	32767	16bit

MIPNLOP_MIPSOUPAC_aux_fields_igm_cal, channel statistics plot
Colour indicates value.



mipas_daily_report_level0_KSPT_L0_4504_N_20110714_11.PNG

0.3 ADF monitoring

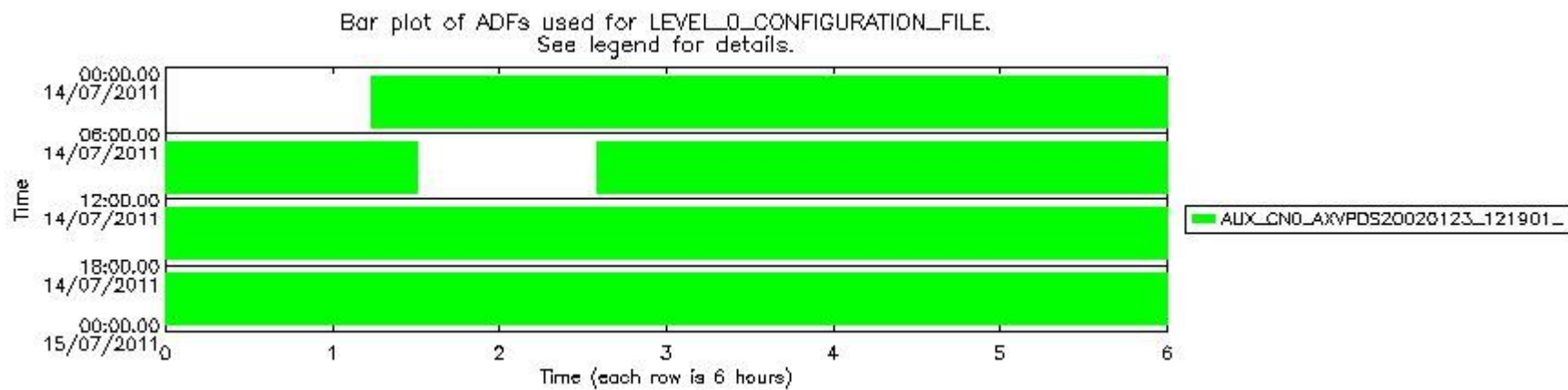
The use of ADFs is shown in two ways:

1. By means of two tables that can be used to find the ADF used for a specific product.
2. By means of plots that show changes in ADF using colours.

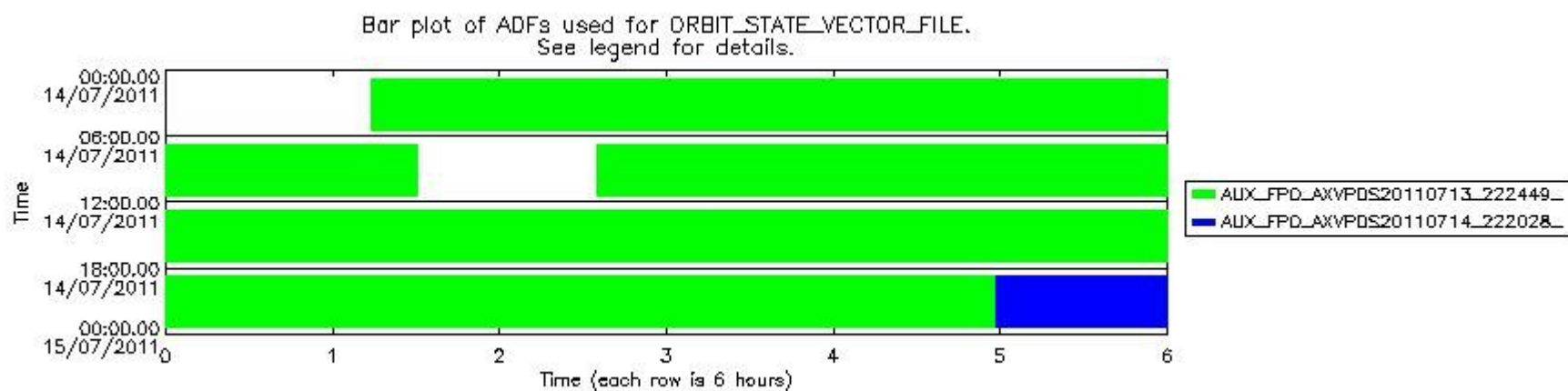
Number	ADF
0	AUX_CN0_AXVPDS20020123_121901_20020101_000000_20200101_000000
1	AUX_FPO_AXVPDS20110713_222449_20110713_134502_20110723_155850
2	AUX_FPO_AXVPDS20110714_222028_20110713_184544_20110723_205930

Number	Product name	#CN0	#FPO
--------	--------------	------	------


0	MIP_NL__0PNPDE20110714_011409_000102543104_00275_48996_9229.N1	0	1
1	MIP_NL__0PNPDE20110714_040429_000062383104_00277_48998_9230.N1	0	1
2	MIP_NL__0PNPDE20110714_054749_000061383104_00278_48999_9231.N1	0	1
3	MIP_NL__0PNPDK20110714_083457_000061423104_00280_49001_5769.N1	0	1
4	MIP_NL__0PNPDK20110714_101635_000059983104_00281_49002_5770.N1	0	1
5	MIP_NL__0PNPDK20110714_115549_000059163104_00282_49003_5771.N1	0	1
6	MIP_NL__0PNPDK20110714_133352_000058953104_00283_49004_5772.N1	0	1
7	MIP_NL__0PNPDK20110714_151121_000059043104_00284_49005_5773.N1	0	1
8	MIP_NL__0PNPDK20110714_164901_000058703104_00285_49006_5774.N1	0	1
9	MIP_NL__0PNPDK20110714_182551_000059773104_00286_49007_5775.N1	0	1
10	MIP_NL__0PNPDE20110714_200410_000041703104_00287_49008_9232.N1	0	1
11	MIP_NL__0PNPDE20110714_211149_000064623104_00287_49008_9233.N1	0	1
12	MIP_NL__0PNPDE20110714_225828_000060883104_00288_49009_9234.N1	0	2

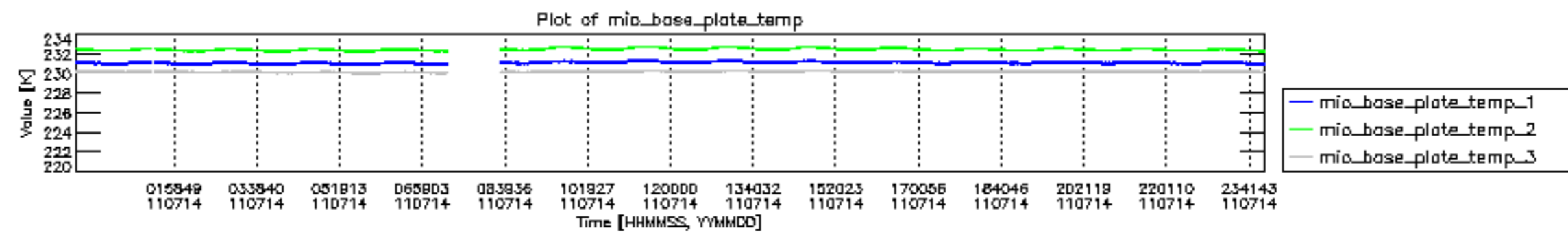


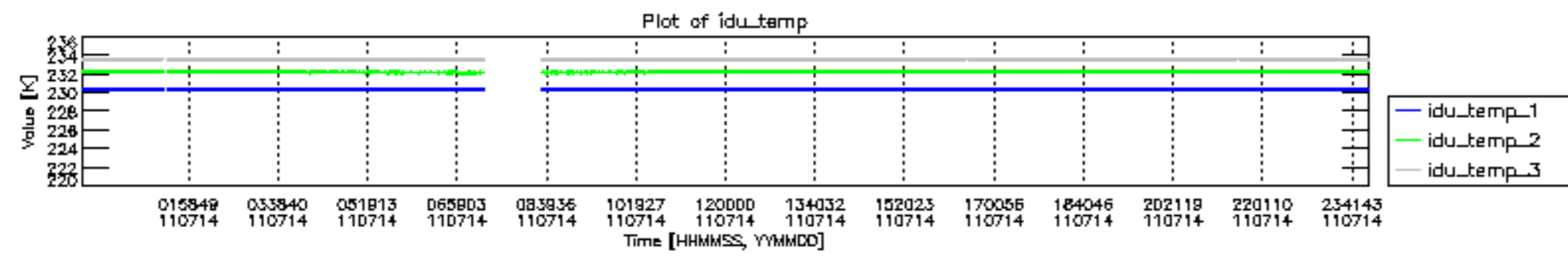
mipas_daily_report_level0_KSPT_L0_4504_N_20110714_12.PNG

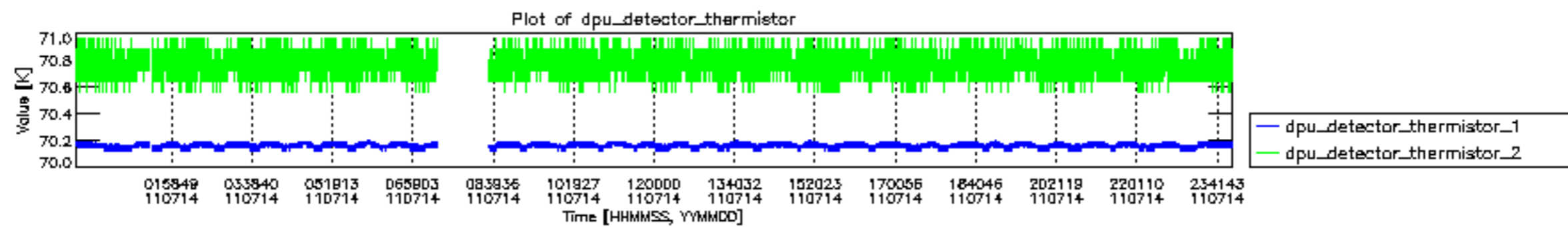


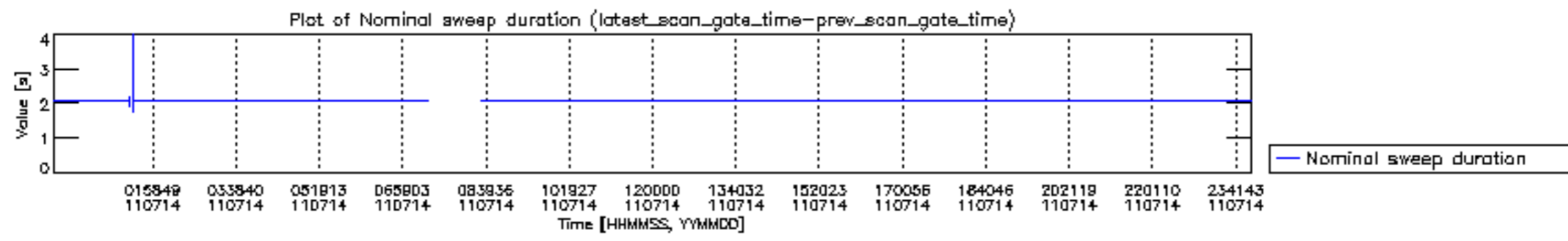
mipas_daily_report_level0_KSPT_L0_4504_N_20110714_13.PNG

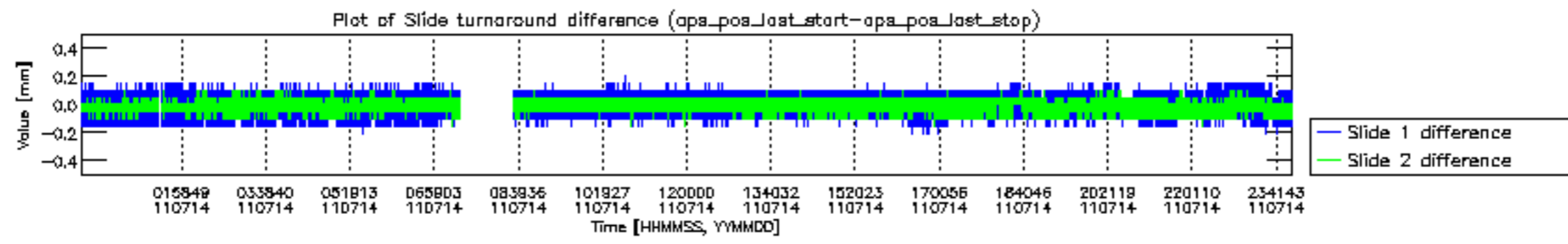


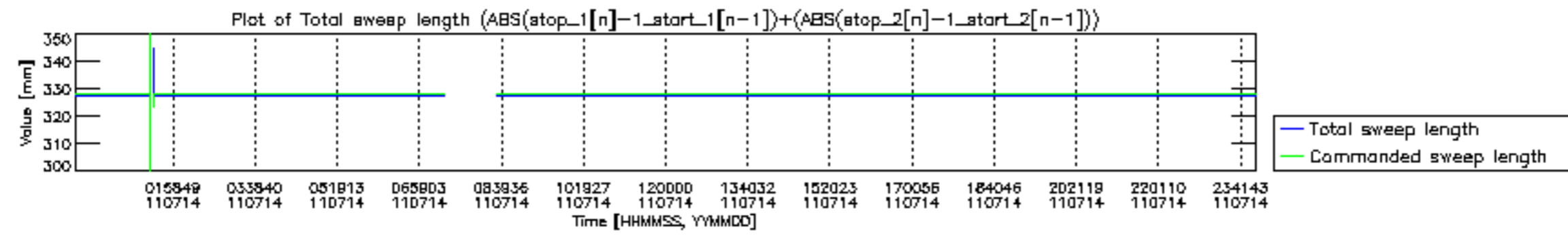


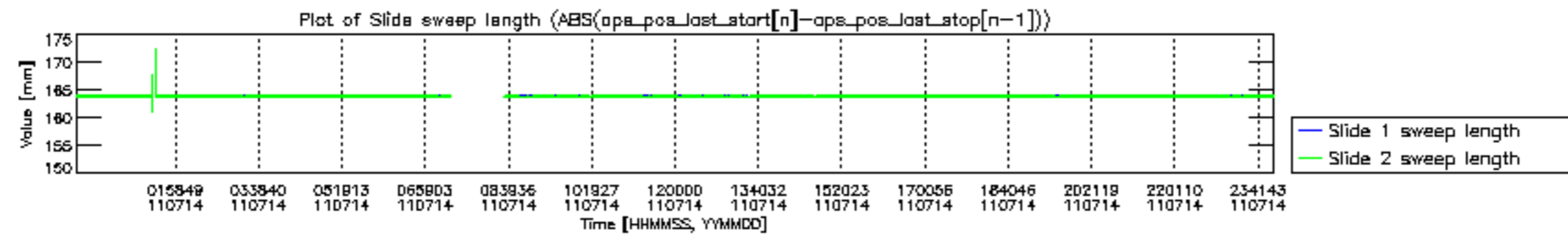


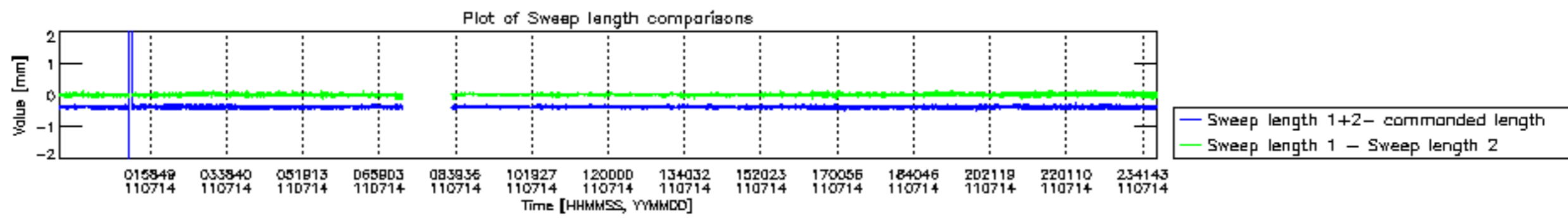


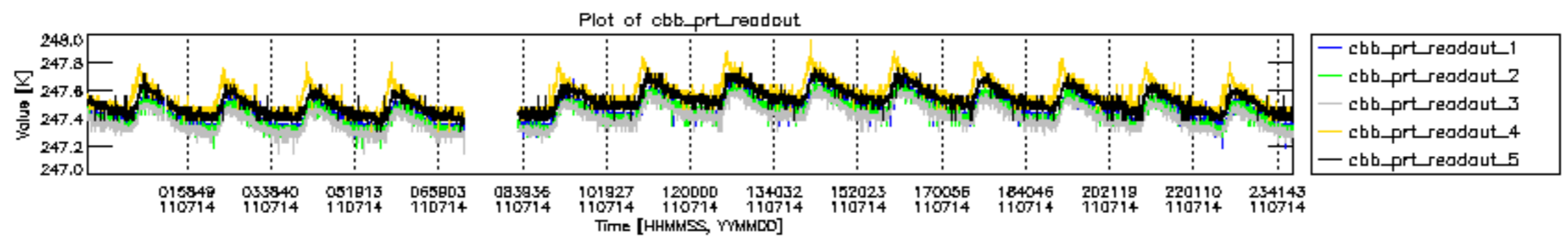


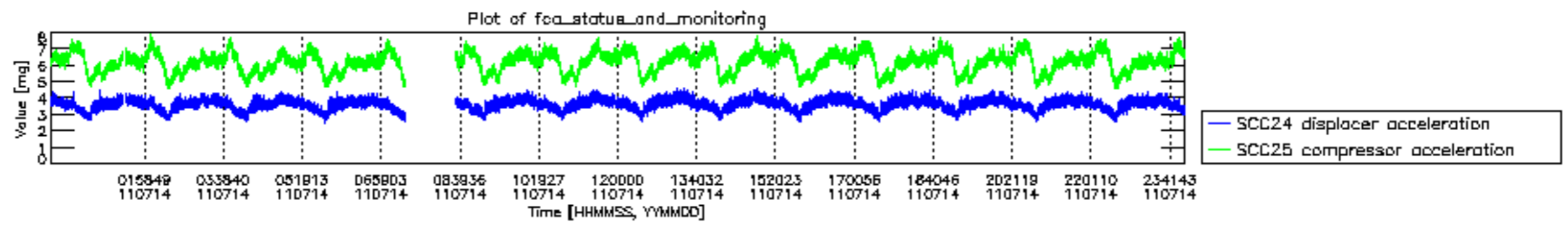












MIPNLOP_MIPSOUPAC_aux_fields_igm_cal, channel statistics plot
 Colour indicates value.

