

0. MIPAS Daily Report for level 0 products

[0.1 General Info](#)

[0.2 Instrument Operational Performance Parameters](#)

[0.3 ADF monitoring](#)

0.1 General Info

This report contains a daily analysis on parameters extracted from MIPAS level 0 data (The MIP_NL__0P product).

0.1.1 Report summary

The table below shows general characteristics of the data that are included into this report.

Item	Value
Report version	v1.6 08-11-2010
Time of report generation	11JUL2011 05:25:49
Data source version	KSPT_L0/4504-N
Processing scope for products	06JUL2011 00:00:00 to 07JUL2011 00:00:00
Start time of first product within scope	06JUL2011 01:07:55
Stop time of last product within scope	07JUL2011 00:32:58
Total number of level 0 products	15
Number of level 0 products with errors	1

0.1.2 Product Quality Indicators per product

The following table shows a summary for each product used in this report.

#	Product name	Start time	Stop time	Prod err	ISP err sign	ISP miss sign	ISP disc sign	rs sign
0	MIP_NL__OPNPDE20110706_010755_000091023104_00160_48881_9178.N1	06JUL2011 01:07:55	06JUL2011 03:39:37	0	0	0	0	0
1	MIP_NL__OPNPDE20110706_051314_000017173104_00163_48884_9179.N1	06JUL2011 05:13:14	06JUL2011 05:41:51	0	0	0	0	0
2	MIP_NL__OPNPDE20110706_054118_000060963104_00163_48884_9180.N1	06JUL2011 05:41:18	06JUL2011 07:22:53	0	0	0	0	0
3	MIP_NL__OPNPDK20110706_072220_000039783104_00164_48885_5679.N1	06JUL2011 07:22:20	06JUL2011 08:28:38	0	0	0	0	0
4	MIP_NL__OPNPDK20110706_082804_000061613104_00165_48886_5680.N1	06JUL2011 08:28:04	06JUL2011 10:10:45	0	0	0	0	0
5	MIP_NL__OPNPDK20110706_101001_000059513104_00166_48887_5681.N1	06JUL2011 10:10:01	06JUL2011 11:49:12	0	0	0	0	0
6	MIP_NL__OPNPDK20110706_114839_000059483104_00167_48888_5682.N1	06JUL2011 11:48:39	06JUL2011 13:27:46	0	0	0	0	0
7	MIP_NL__OPNPDK20110706_132713_000058853104_00168_48889_5683.N1	06JUL2011 13:27:13	06JUL2011 15:05:18	0	0	0	0	0
8	MIP_NL__OPNPDK20110706_150434_000051813104_00169_48890_5684.N1	06JUL2011 15:04:34	06JUL2011 16:30:55	0	0	0	0	0
9	MIP_NL__OPNPDK20110706_163055_000007903104_00170_48891_5685.N1	06JUL2011 16:30:55	06JUL2011 16:44:05	0	0	0	0	0
10	MIP_NL__OPNPDK20110706_164331_000058143104_00170_48891_5686.N1	06JUL2011 16:43:31	06JUL2011 18:20:25	1	1	0	0	0
11	MIP_NL__OPNPDK20110706_181929_000059713104_00171_48892_5687.N1	06JUL2011 18:19:29	06JUL2011 19:58:59	0	0	0	0	0
12	MIP_NL__OPNPDE20110706_195725_000041593104_00172_48893_9181.N1	06JUL2011 19:57:25	06JUL2011 21:06:44	0	0	0	0	0
13	MIP_NL__OPNPDE20110706_210527_000063973104_00172_48893_9182.N1	06JUL2011 21:05:27	06JUL2011 22:52:04	0	0	0	0	0
14	MIP_NL__OPNPDE20110706_225059_000061193104_00173_48894_9183.N1	06JUL2011 22:50:59	07JUL2011 00:32:58	0	0	0	0	0

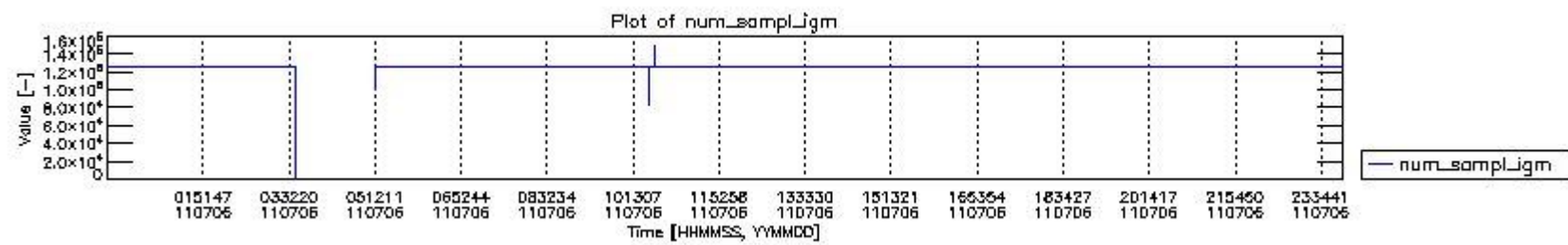
0.2 Instrument Operational Performance Parameters

The following plots give an overview of various instrument parameters for this day. The instrument parameters are part of the auxiliary data field within the source packets of the MIP_NL__0P product. The auxiliary data is normally included twice per interferogram. Note that only the first packet is currently included in monitoring.

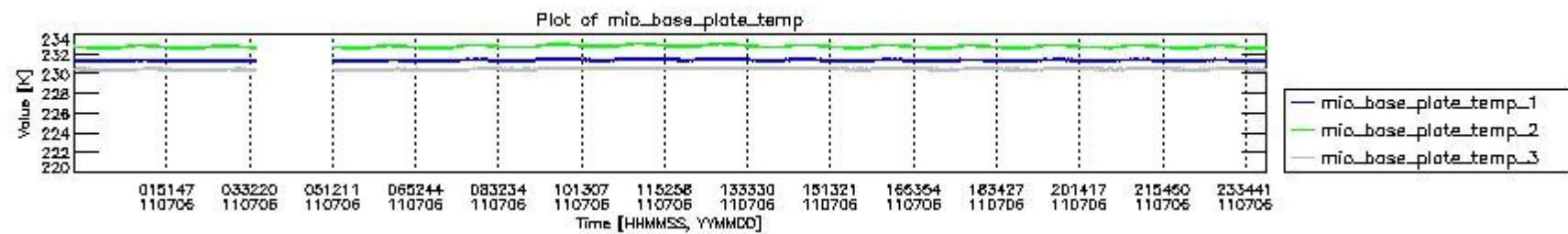
The following table shows the counts of various interferogram number of samples

Number of igm samples	Count [#]	Count [%]
88	1	0.0025697032
82892	1	0.0025697032
93780	1	0.0025697032

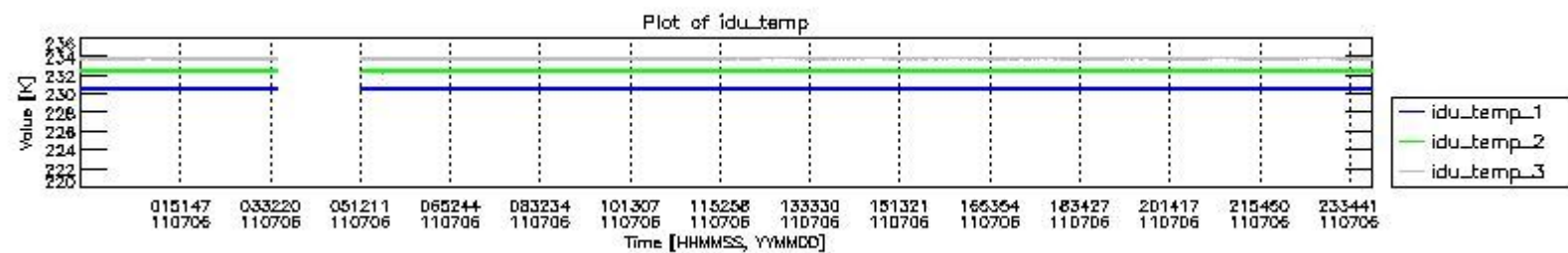
99293	1	0.0025697032
113912	1	0.0025697032
124290	1	0.0025697032
124545	1	0.0025697032
124800	36143	92.876783
124803	2762	7.0975202
126862	1	0.0025697032
146994	1	0.0025697032
149056	1	0.0025697032



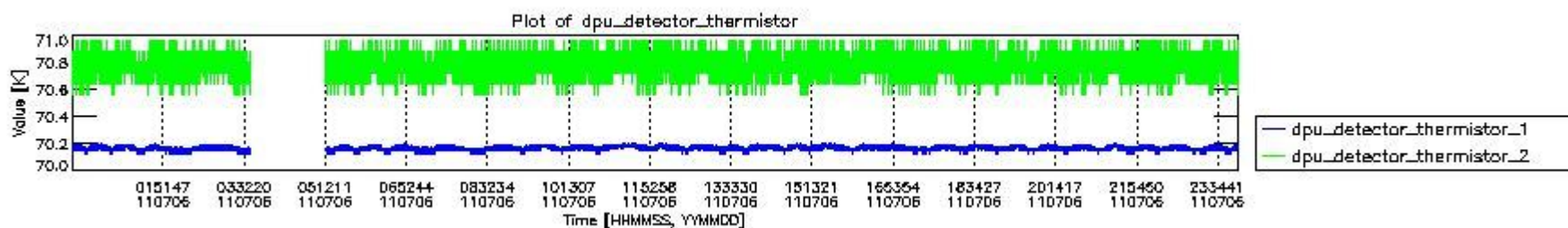
mipas_daily_report_level0_KSPT_L0_4504_N_20110706_0.PNG




mipas_daily_report_level0_KSPT_L0_4504_N_20110706_1.PNG



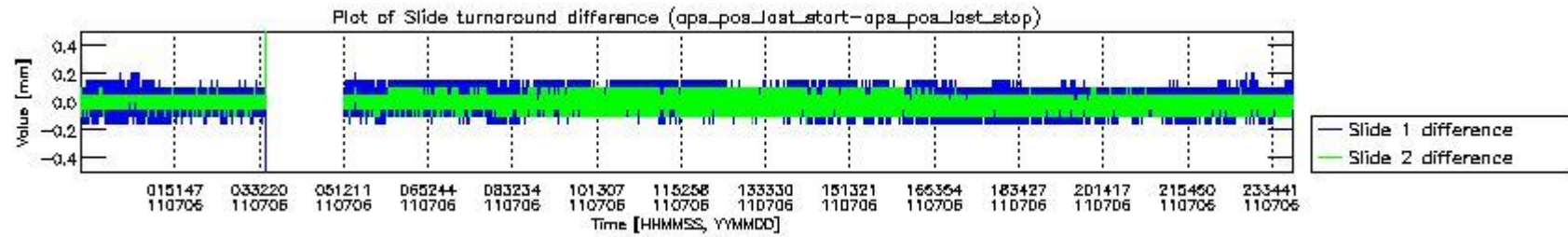
mipas_daily_report_level0_KSPT_L0_4504_N_20110706_2.PNG



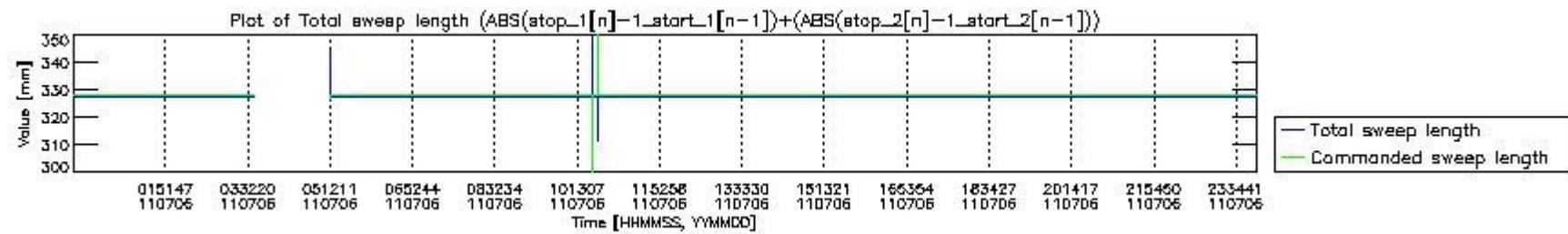
mipas_daily_report_level0_KSPT_L0_4504_N_20110706_3.PNG



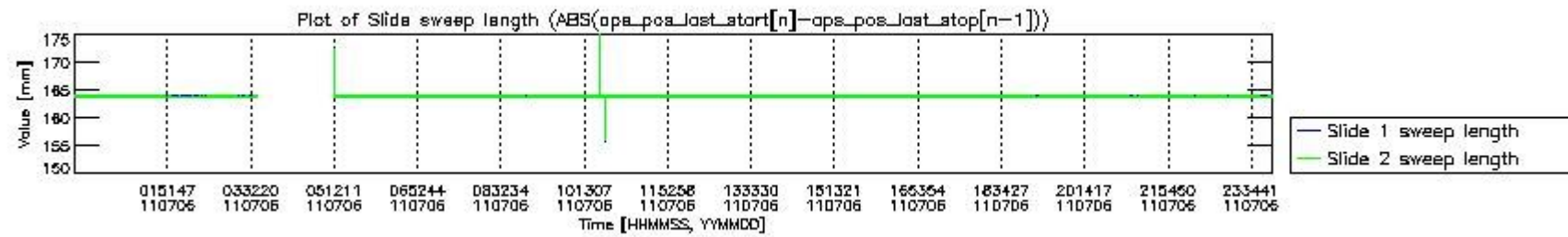
mipas_daily_report_level0_KSPT_L0_4504_N_20110706_4.PNG



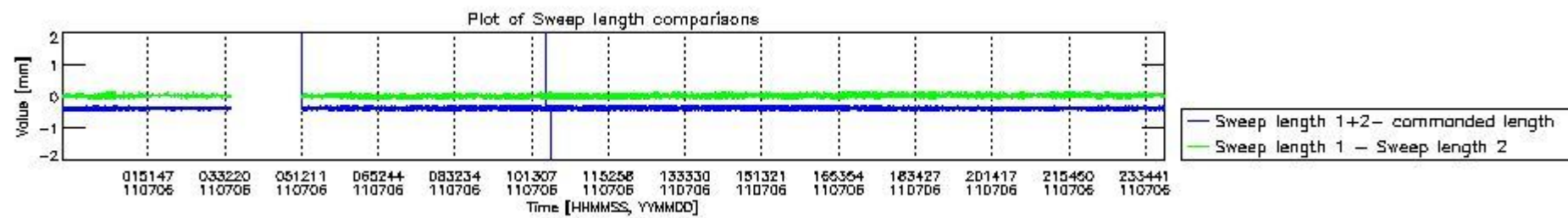
mipas_daily_report_level0_KSPT_L0_4504_N_20110706_5.PNG



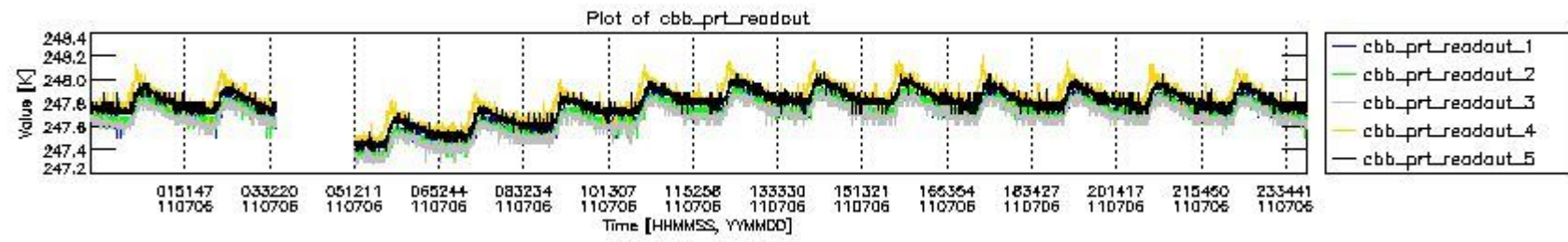
mipas_daily_report_level0_KSPT_L0_4504_N_20110706_6.PNG



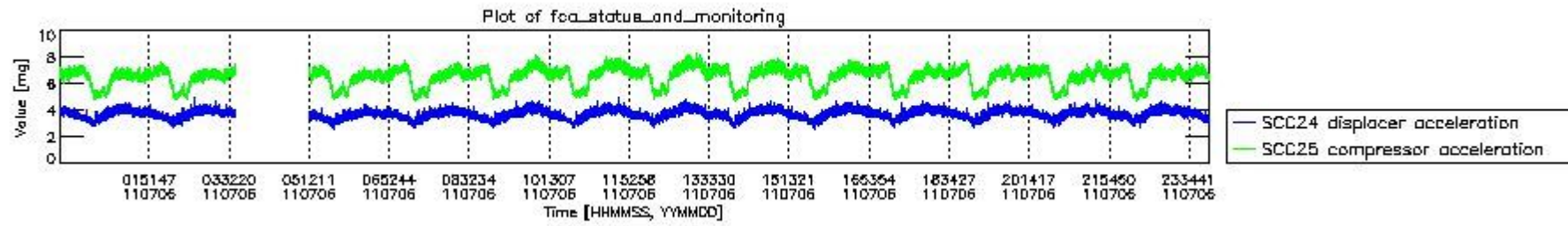
mipas_daily_report_level0_KSPT_L0_4504_N_20110706_7.PNG



mipas_daily_report_level0_KSPT_L0_4504_N_20110706_8.PNG



mipas_daily_report_level0_KSPT_L0_4504_N_20110706_9.PNG




mipas_daily_report_level0_KSPT_L0_4504_N_20110706_10.PNG

The following table shows channel statistics for all channels for this day.

Channel	Min	Max	ADC
A1	-18961	20165	16bit
B1	-21882	18693	16bit
C1	-28088	28033	16bit
D1	-32768	32767	16bit
A2	-16354	20322	16bit
B2	-20248	19778	16bit
C2	-29217	28844	16bit
D2	-32768	32767	16bit

MIPNLOP_MIPSOUPAC_aux_fields_igm_cal, channel statistics plot
Colour indicates value.



mipas_daily_report_level0_KSPT_L0_4504_N_20110706_11.PNG

0.3 ADF monitoring

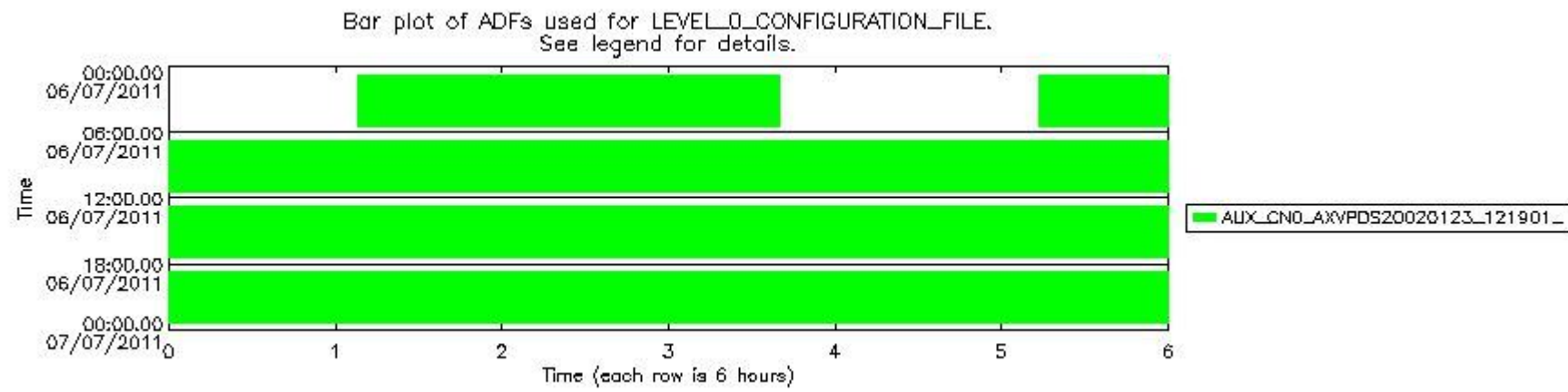
The use of ADFs is shown in two ways:

1. By means of two tables that can be used to find the ADF used for a specific product.
2. By means of plots that show changes in ADF using colours.

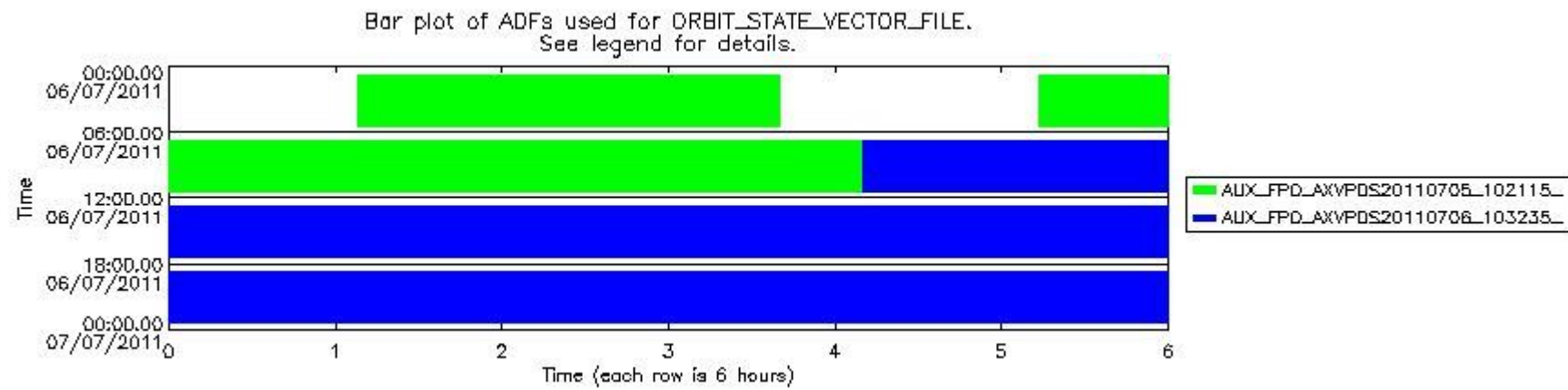
Number	ADF
0	AUX_CN0_AXVPDS20020123_121901_20020101_000000_20200101_000000
1	AUX_FPO_AXVPDS20110705_102115_20110704_191541_20110714_212927
2	AUX_FPO_AXVPDS20110706_103235_20110705_183856_20110715_205243

Number	Product name	#CN0	#FPO
--------	--------------	------	------


0	MIP_NL__0PNPDE20110706_010755_000091023104_00160_48881_9178.N1	0	1
1	MIP_NL__0PNPDE20110706_051314_000017173104_00163_48884_9179.N1	0	1
2	MIP_NL__0PNPDE20110706_054118_000060963104_00163_48884_9180.N1	0	1
3	MIP_NL__0PNPDK20110706_072220_000039783104_00164_48885_5679.N1	0	1
4	MIP_NL__0PNPDK20110706_082804_000061613104_00165_48886_5680.N1	0	1
5	MIP_NL__0PNPDK20110706_101001_000059513104_00166_48887_5681.N1	0	2
6	MIP_NL__0PNPDK20110706_114839_000059483104_00167_48888_5682.N1	0	2
7	MIP_NL__0PNPDK20110706_132713_000058853104_00168_48889_5683.N1	0	2
8	MIP_NL__0PNPDK20110706_150434_000051813104_00169_48890_5684.N1	0	2
9	MIP_NL__0PNPDK20110706_163055_000007903104_00170_48891_5685.N1	0	2
10	MIP_NL__0PNPDK20110706_164331_000058143104_00170_48891_5686.N1	0	2
11	MIP_NL__0PNPDK20110706_181929_000059713104_00171_48892_5687.N1	0	2
12	MIP_NL__0PNPDE20110706_195725_000041593104_00172_48893_9181.N1	0	2
13	MIP_NL__0PNPDE20110706_210527_000063973104_00172_48893_9182.N1	0	2
14	MIP_NL__0PNPDE20110706_225059_000061193104_00173_48894_9183.N1	0	2

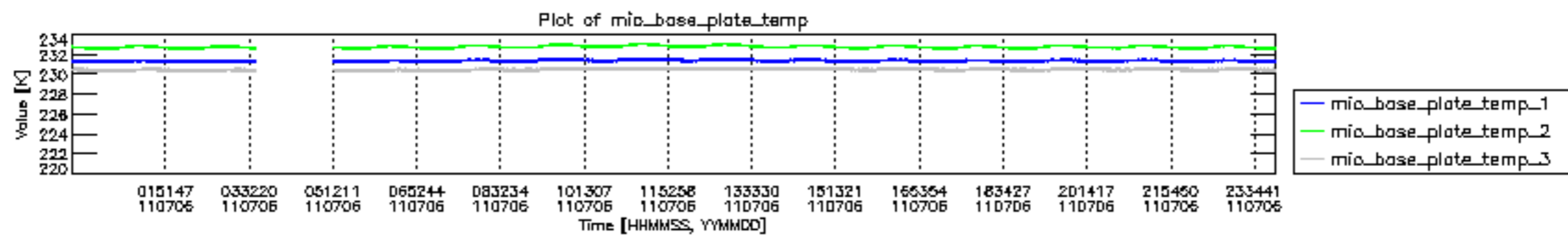


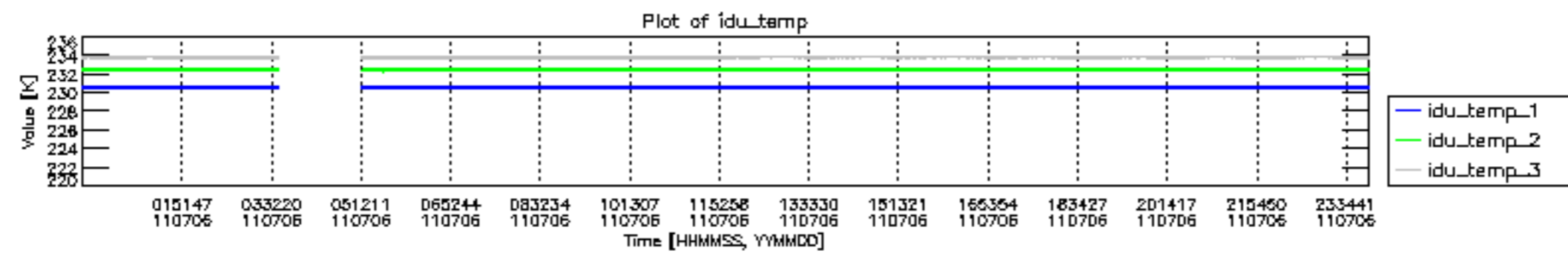
mipas_daily_report_level0_KSPT_L0_4504_N_20110706_12.PNG

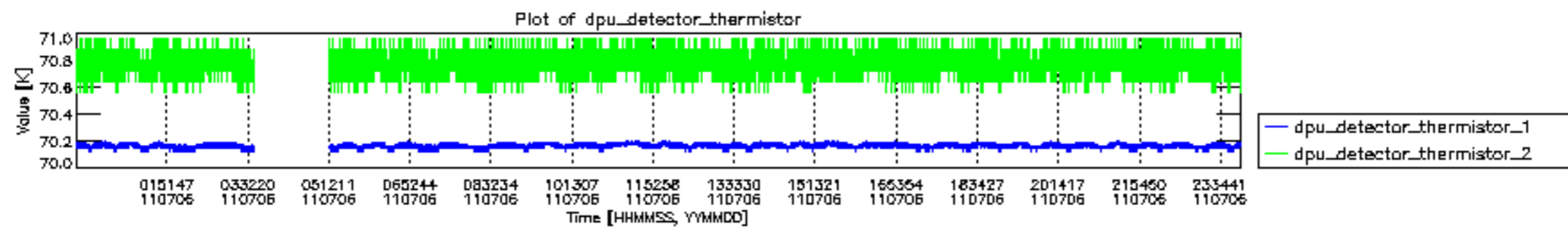


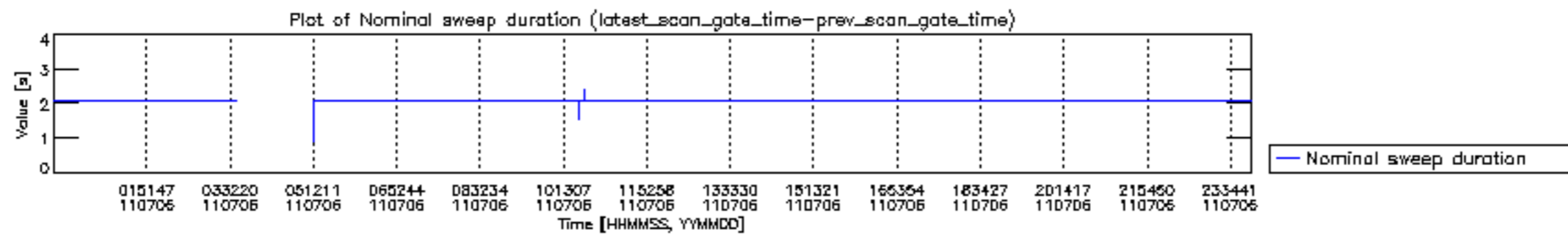
mipas_daily_report_level0_KSPT_L0_4504_N_20110706_13.PNG

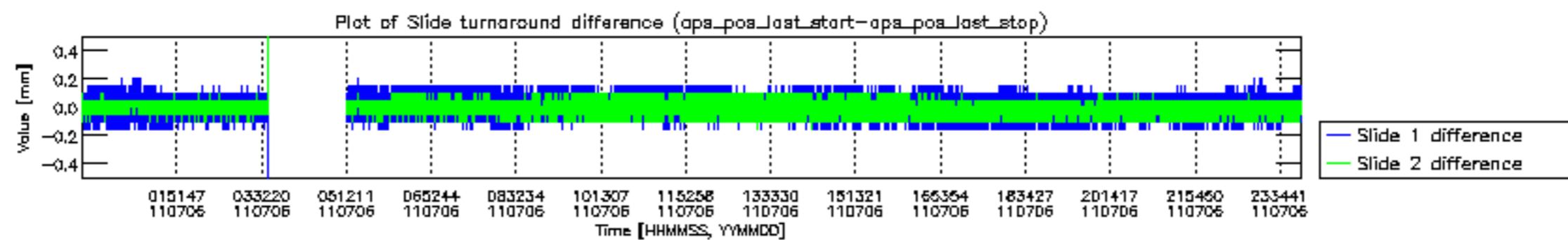


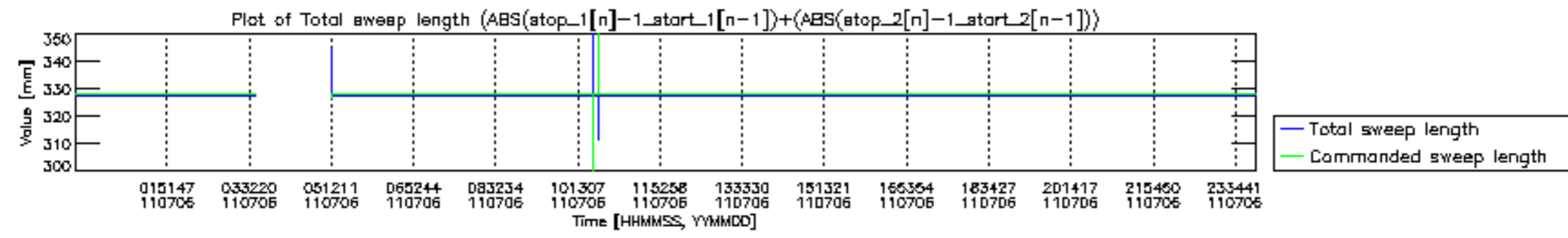


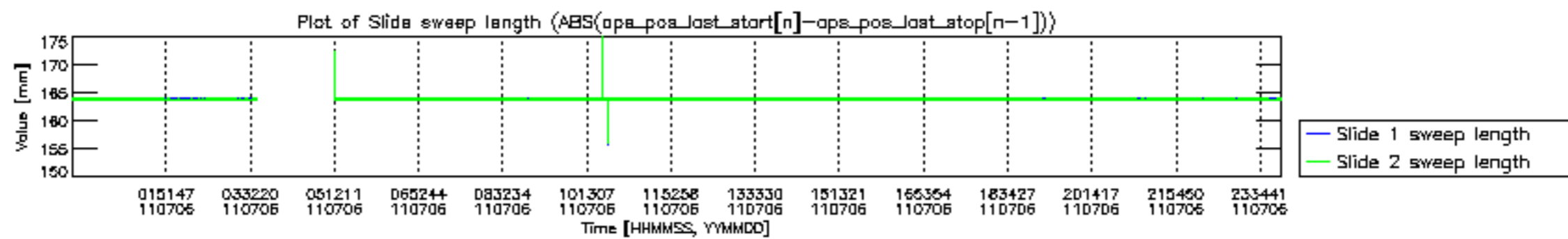


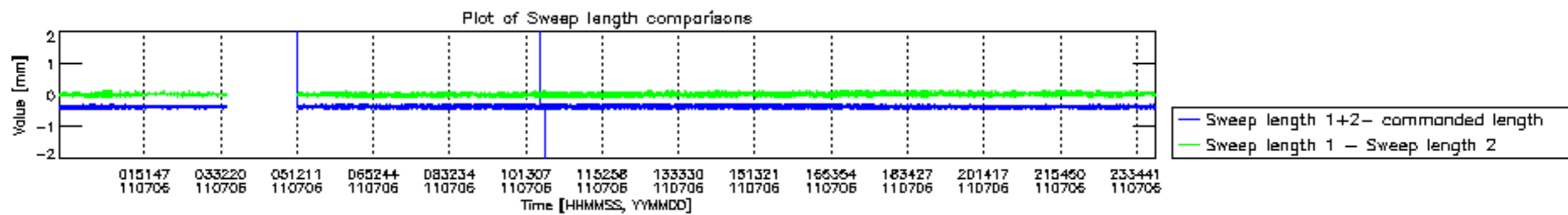


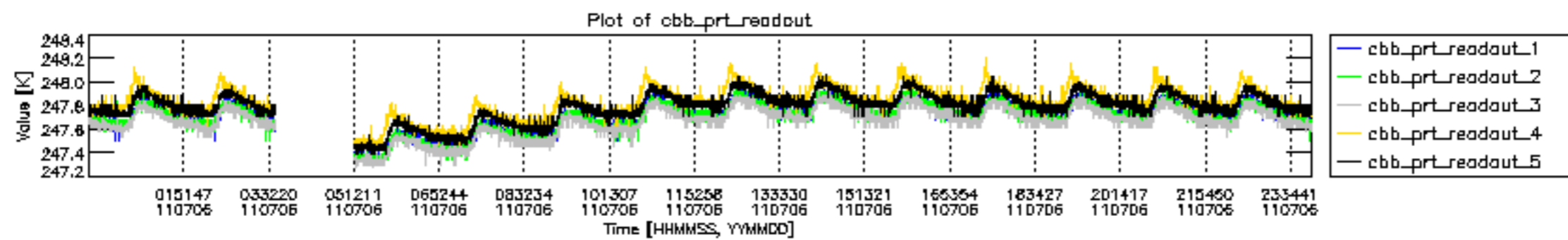


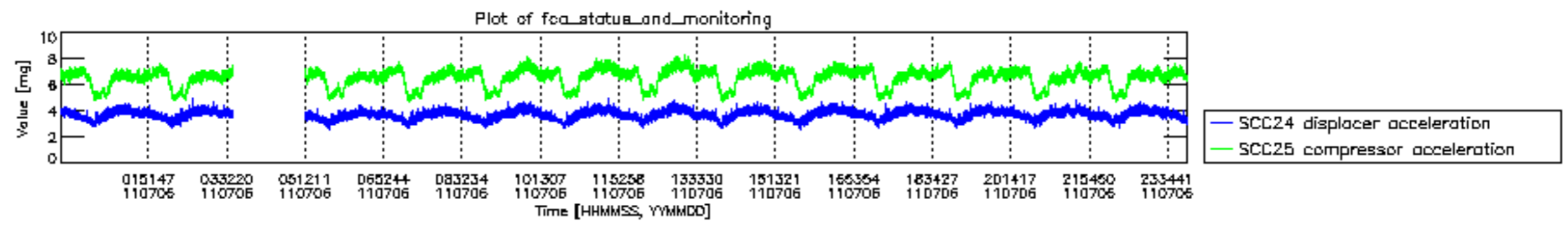












MIPNLOP_MIPSOUPAC_aux_fields_igm_cal, channel statistics plot
 Colour indicates value.

