

0. MIPAS Daily Report for level 0 products

[0.1 General Info](#)

[0.2 Instrument Operational Performance Parameters](#)

[0.3 ADF monitoring](#)

0.1 General Info

This report contains a daily analysis on parameters extracted from MIPAS level 0 data (The MIP_NL__0P product).

0.1.1 Report summary

The table below shows general characteristics of the data that are included into this report.

Item	Value
Report version	v1.6 08-11-2010
Time of report generation	23JUN2011 05:20:44
Data source version	KSPT_L0/4504-N
Processing scope for products	18JUN2011 00:00:00 to 19JUN2011 00:00:00
Start time of first product within scope	18JUN2011 00:27:40
Stop time of last product within scope	19JUN2011 01:31:38
Total number of level 0 products	15
Number of level 0 products with errors	0

0.1.2 Product Quality Indicators per product

The following table shows a summary for each product used in this report.

#	Product name	Start time	Stop time	Prod err	ISP err sign	ISP miss sign	ISP disc sign	rs sign
0	MIP_NL__0PNPDE20110618_002740_000058993103_00332_48622_9059.N1	18JUN2011 00:27:40	18JUN2011 02:05:58	0	0	0	0	0
1	MIP_NL__0PNPDE20110618_020454_000044773103_00333_48623_9060.N1	18JUN2011 02:04:54	18JUN2011 03:19:30	0	0	0	0	0
2	MIP_NL__0PNPDE20110618_031857_000061313103_00334_48624_9061.N1	18JUN2011 03:18:57	18JUN2011 05:01:08	0	0	0	0	0
3	MIP_NL__0PNPDE20110618_050033_000060883103_00335_48625_9062.N1	18JUN2011 05:00:33	18JUN2011 06:42:01	0	0	0	0	0
4	MIP_NL__0PNPDK20110618_064127_000040783103_00336_48626_5520.N1	18JUN2011 06:41:27	18JUN2011 07:49:25	0	0	0	0	0
5	MIP_NL__0PNPDK20110618_074852_000061243103_00337_48627_5521.N1	18JUN2011 07:48:52	18JUN2011 09:30:56	0	0	0	0	0
6	MIP_NL__0PNPDK20110618_093012_000059143103_00338_48628_5522.N1	18JUN2011 09:30:12	18JUN2011 11:08:46	0	0	0	0	0
7	MIP_NL__0PNPDK20110618_110802_000060633103_00339_48629_5523.N1	18JUN2011 11:08:02	18JUN2011 12:49:05	0	0	0	0	0
8	MIP_NL__0PNPDK20110618_124831_000058933103_00340_48630_5524.N1	18JUN2011 12:48:31	18JUN2011 14:26:45	0	0	0	0	0
9	MIP_NL__0PNPDK20110618_142613_000058543103_00341_48631_5525.N1	18JUN2011 14:26:13	18JUN2011 16:03:47	0	0	0	0	0
10	MIP_NL__0PNPDK20110618_160316_000059083103_00342_48632_5526.N1	18JUN2011 16:03:16	18JUN2011 17:41:44	0	0	0	0	0
11	MIP_NL__0PNPDK20110618_174055_000059393103_00343_48633_5527.N1	18JUN2011 17:40:55	18JUN2011 19:19:55	0	0	0	0	0
12	MIP_NL__0PNPDK20110618_191856_000060333103_00344_48634_5528.N1	18JUN2011 19:18:56	18JUN2011 20:59:30	0	0	0	0	0
13	MIP_NL__0PNPDE20110618_220847_000062303103_00345_48635_9064.N1	18JUN2011 22:08:47	18JUN2011 23:52:37	0	0	0	0	0
14	MIP_NL__0PNPDE20110618_235132_000060063103_00346_48636_9065.N1	18JUN2011 23:51:32	19JUN2011 01:31:38	0	0	0	0	0

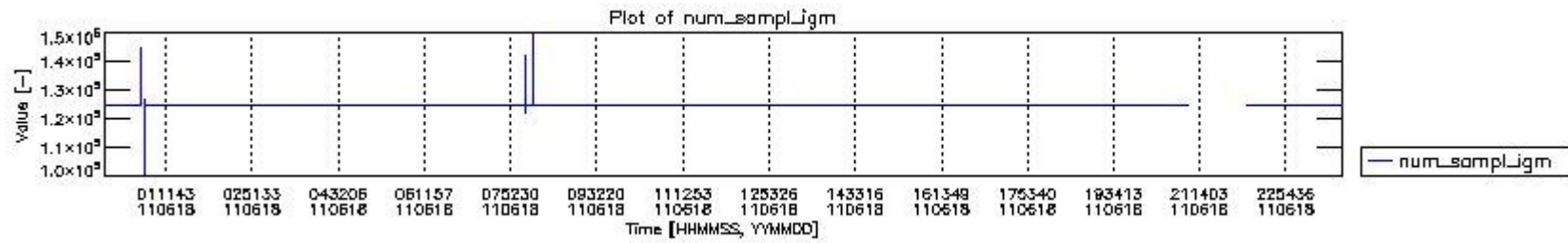
0.2 Instrument Operational Performance Parameters

The following plots give an overview of various instrument parameters for this day. The instrument parameters are part of the auxiliary data field within the source packets of the MIP_NL__0P product. The auxiliary data is normally included twice per interferogram. Note that only the first packet is currently included in monitoring.

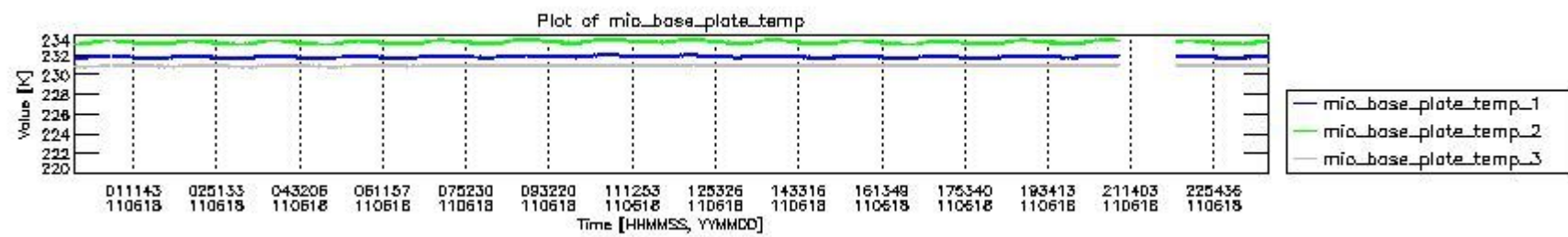
The following table shows the counts of various interferogram number of samples

Number of igm samples	Count [#]	Count [%]
100409	1	0.0025335056
122104	1	0.0025335056
124557	1	0.0025335056

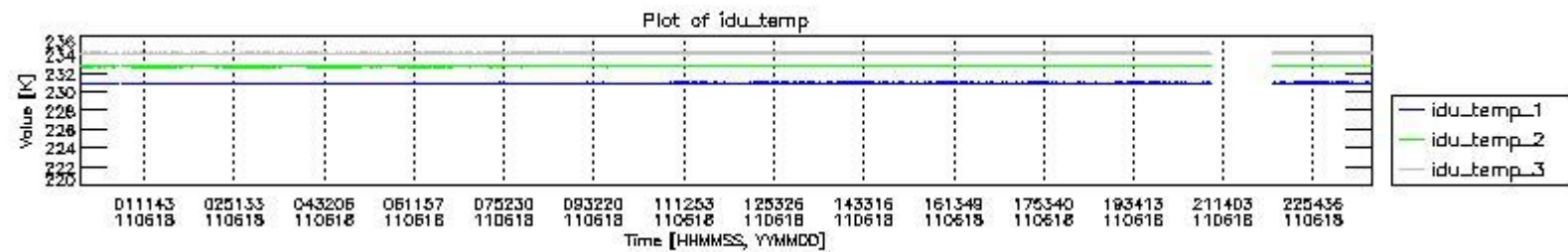
124800	36816	93.273543
124803	2643	6.6960553
125661	1	0.0025335056
126522	1	0.0025335056
127233	1	0.0025335056
139540	1	0.0025335056
142236	1	0.0025335056
144446	1	0.0025335056
144689	1	0.0025335056
147365	1	0.0025335056
149798	1	0.0025335056



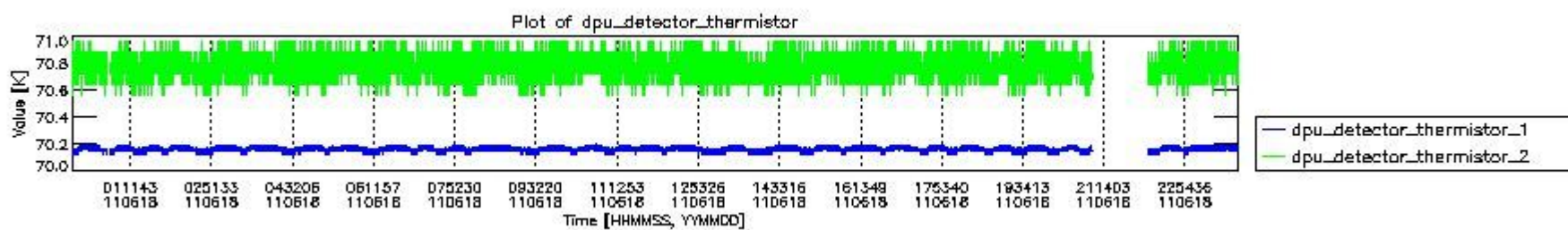
mipas_daily_report_level0_KSPT_L0_4504_N_20110618_0.PNG



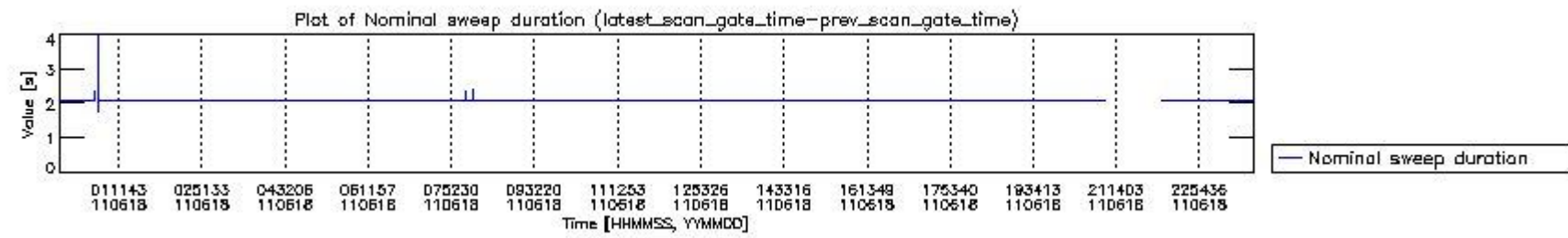
mipas_daily_report_level0_KSPT_L0_4504_N_20110618_1.PNG



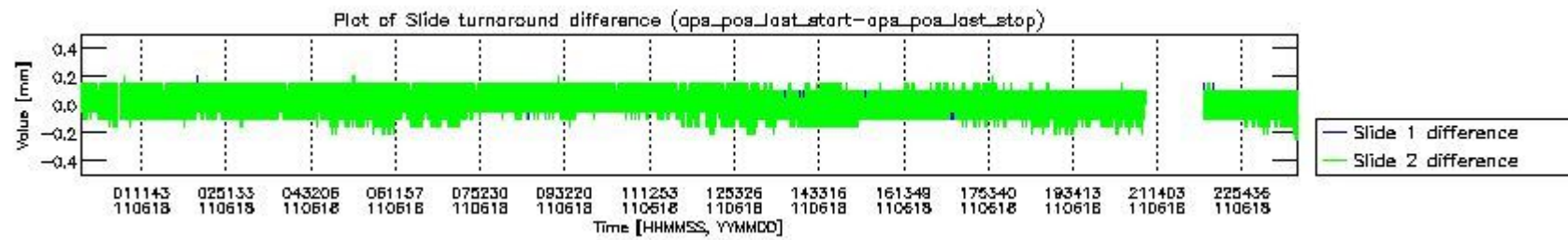
mipas_daily_report_level0_KSPT_L0_4504_N_20110618_2.PNG



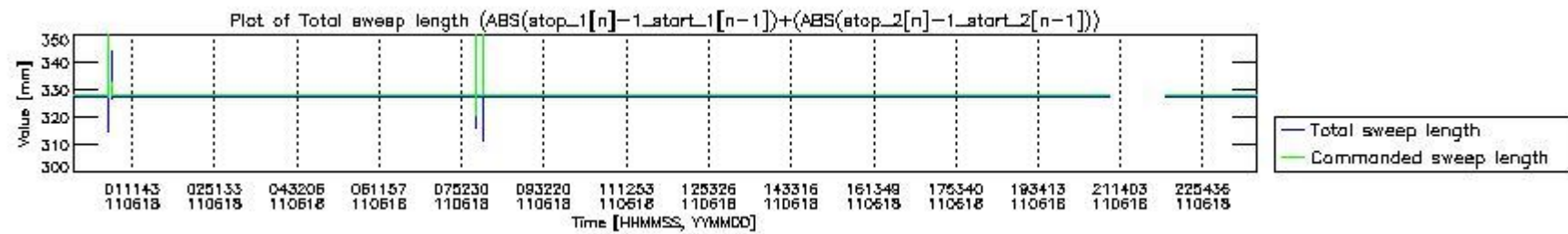
mipas_daily_report_level0_KSPT_L0_4504_N_20110618_3.PNG



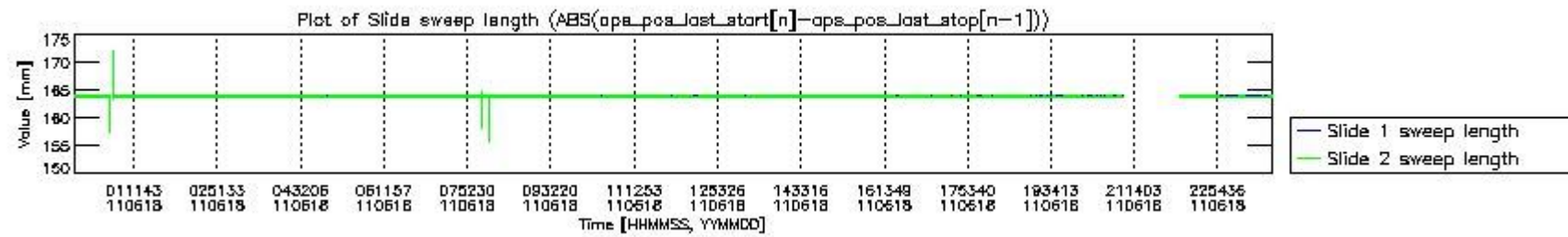
mipas_daily_report_level0_KSPT_L0_4504_N_20110618_4.PNG



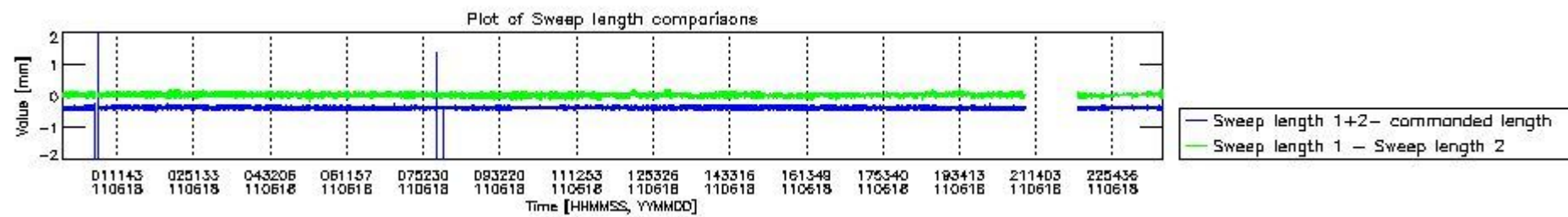
mipas_daily_report_level0_KSPT_L0_4504_N_20110618_5.PNG



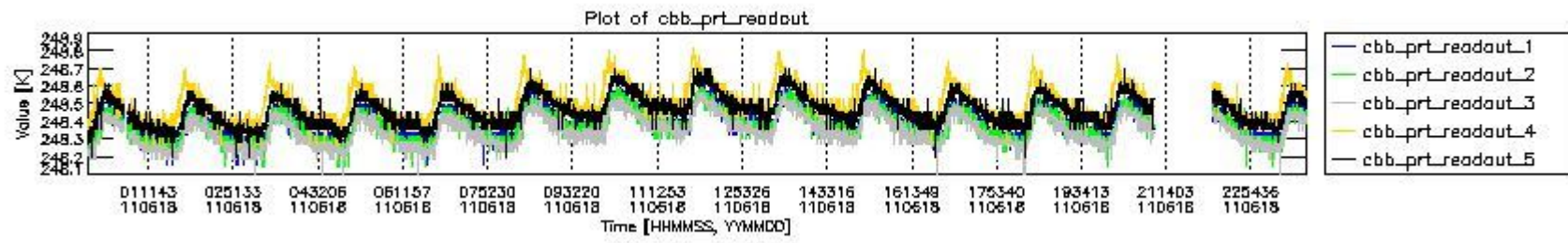
mipas_daily_report_level0_KSPT_L0_4504_N_20110618_6.PNG



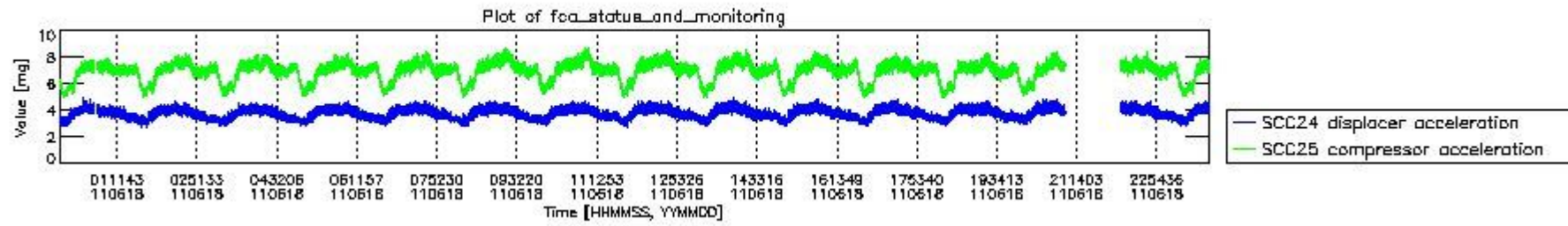
mipas_daily_report_level0_KSPT_L0_4504_N_20110618_7.PNG



mipas_daily_report_level0_KSPT_L0_4504_N_20110618_8.PNG



mipas_daily_report_level0_KSPT_L0_4504_N_20110618_9.PNG

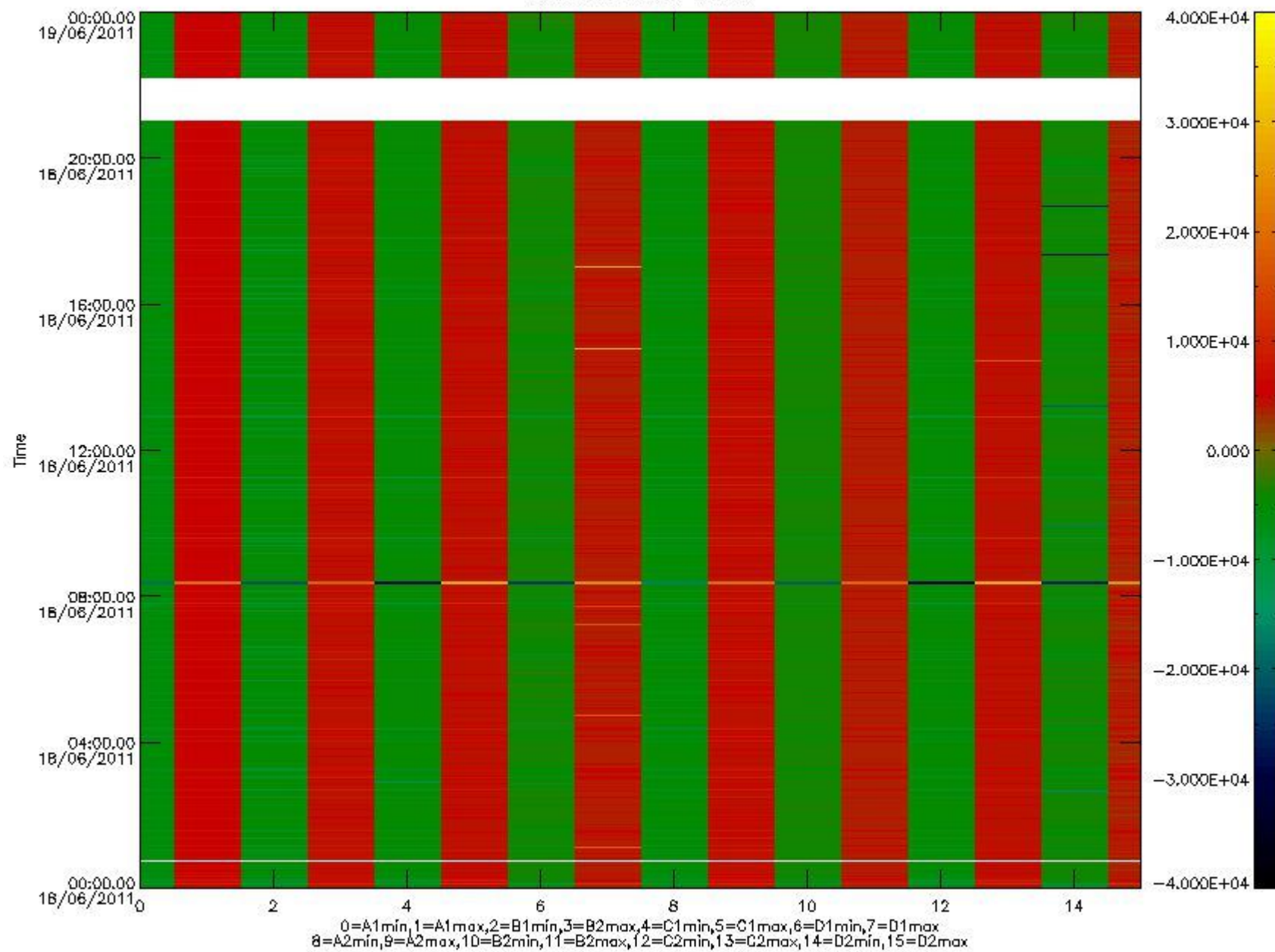


mipas_daily_report_level0_KSPT_L0_4504_N_20110618_10.PNG

The following table shows channel statistics for all channels for this day.

Channel	Min	Max	ADC
A1	-19205	20452	16bit
B1	-22220	18937	16bit
C1	-28738	28666	16bit
D1	-24612	32767	16bit
A2	-16536	20590	16bit
B2	-20617	20112	16bit
C2	-29865	29496	16bit
D2	-32768	26924	16bit

MIPNLOP_MIPSOUPAC_aux_fields_igm_cal, channel statistics plot
Colour indicates value.



mipas_daily_report_level0_KSPT_L0_4504_N_20110618_11.PNG

0.3 ADF monitoring

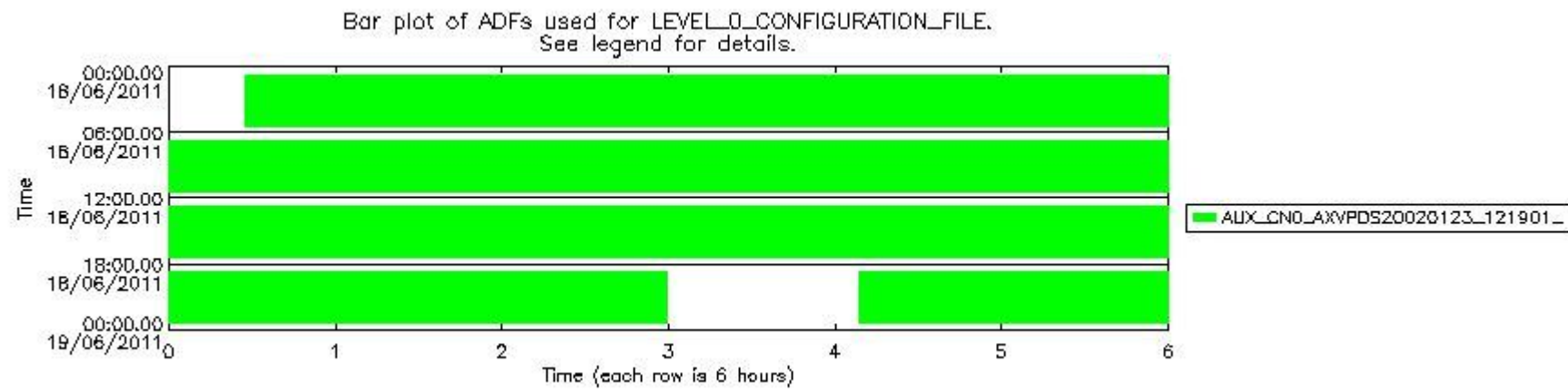
The use of ADFs is shown in two ways:

1. By means of two tables that can be used to find the ADF used for a specific product.
2. By means of plots that show changes in ADF using colours.

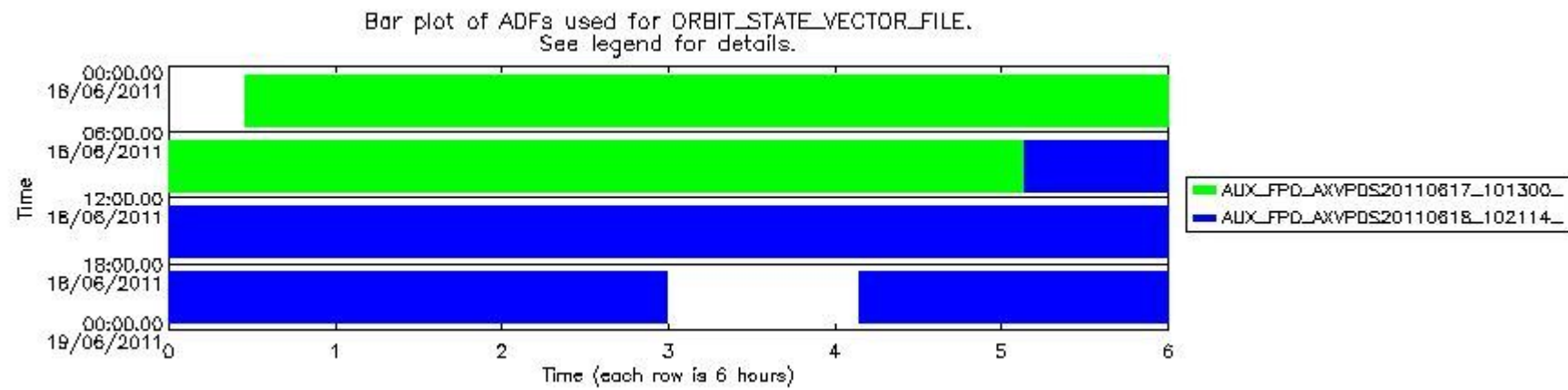
Number	ADF
0	AUX_CN0_AXVPDS20020123_121901_20020101_000000_20200101_000000
1	AUX_FPO_AXVPDS20110617_101300_20110616_183518_20110626_204904
2	AUX_FPO_AXVPDS20110618_102114_20110617_193848_20110627_201222

Number	Product name	#CN0	#FPO
--------	--------------	------	------


0	MIP_NL__0PNPDE20110618_002740_000058993103_00332_48622_9059.N1	0	1
1	MIP_NL__0PNPDE20110618_020454_000044773103_00333_48623_9060.N1	0	1
2	MIP_NL__0PNPDE20110618_031857_000061313103_00334_48624_9061.N1	0	1
3	MIP_NL__0PNPDE20110618_050033_000060883103_00335_48625_9062.N1	0	1
4	MIP_NL__0PNPDK20110618_064127_000040783103_00336_48626_5520.N1	0	1
5	MIP_NL__0PNPDK20110618_074852_000061243103_00337_48627_5521.N1	0	1
6	MIP_NL__0PNPDK20110618_093012_000059143103_00338_48628_5522.N1	0	1
7	MIP_NL__0PNPDK20110618_110802_000060633103_00339_48629_5523.N1	0	2
8	MIP_NL__0PNPDK20110618_124831_000058933103_00340_48630_5524.N1	0	2
9	MIP_NL__0PNPDK20110618_142613_000058543103_00341_48631_5525.N1	0	2
10	MIP_NL__0PNPDK20110618_160316_000059083103_00342_48632_5526.N1	0	2
11	MIP_NL__0PNPDK20110618_174055_000059393103_00343_48633_5527.N1	0	2
12	MIP_NL__0PNPDK20110618_191856_000060333103_00344_48634_5528.N1	0	2
13	MIP_NL__0PNPDE20110618_220847_000062303103_00345_48635_9064.N1	0	2
14	MIP_NL__0PNPDE20110618_235132_000060063103_00346_48636_9065.N1	0	2

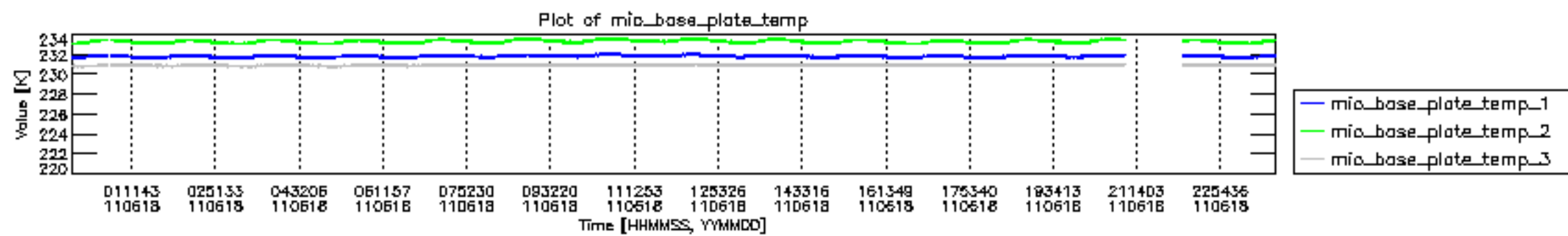


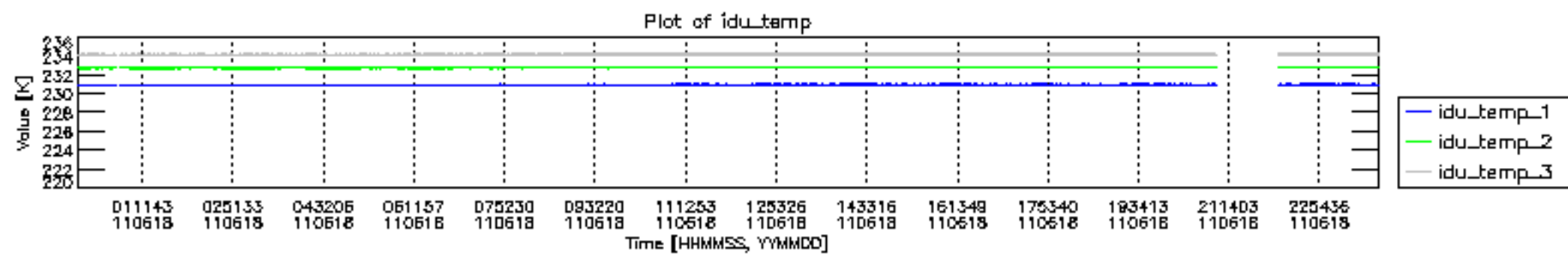
mipas_daily_report_level0_KSPT_L0_4504_N_20110618_12.PNG

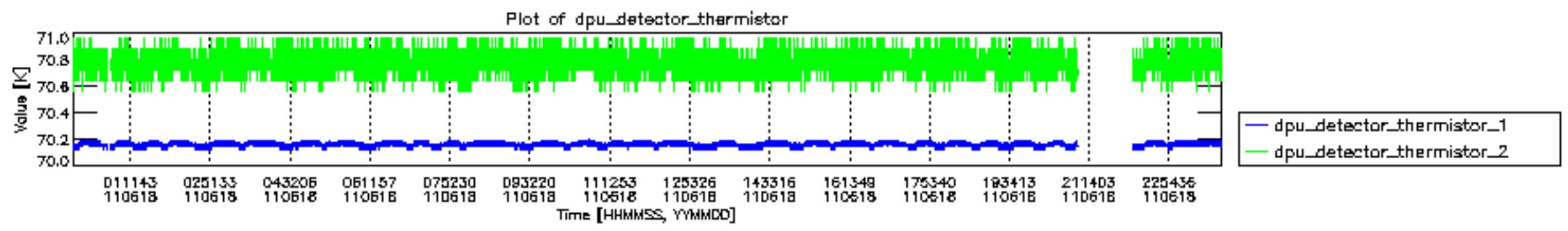


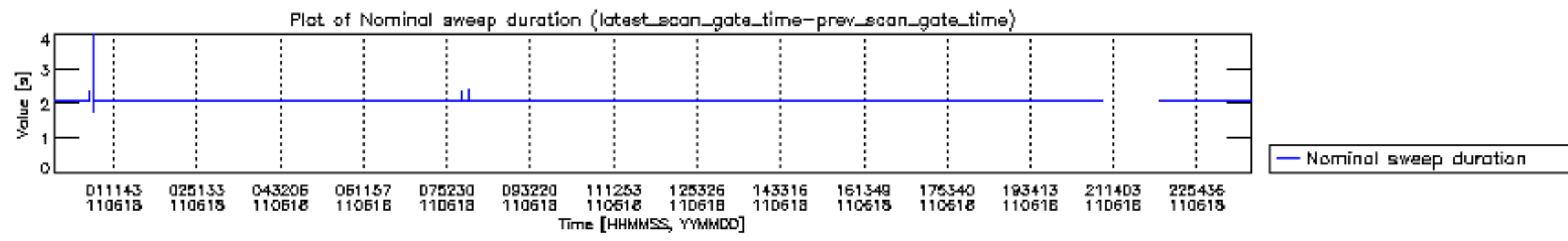
mipas_daily_report_level0_KSPT_L0_4504_N_20110618_13.PNG

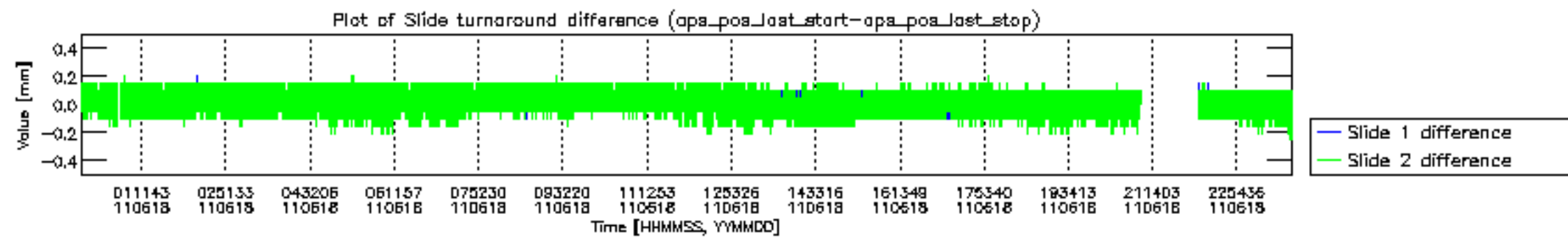


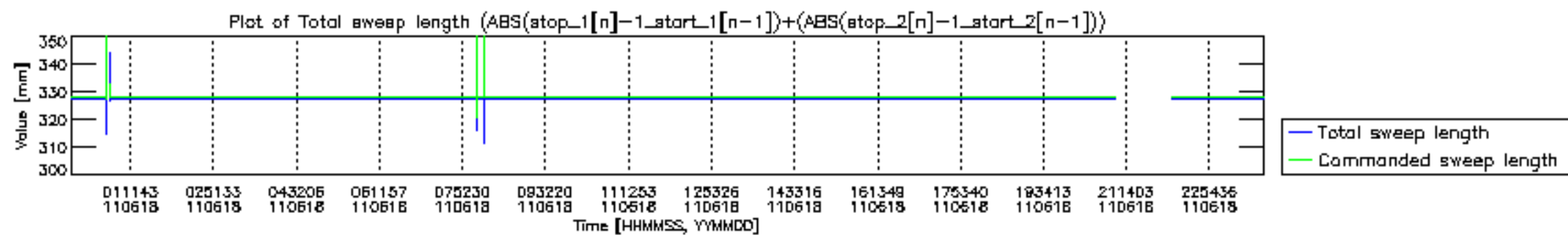


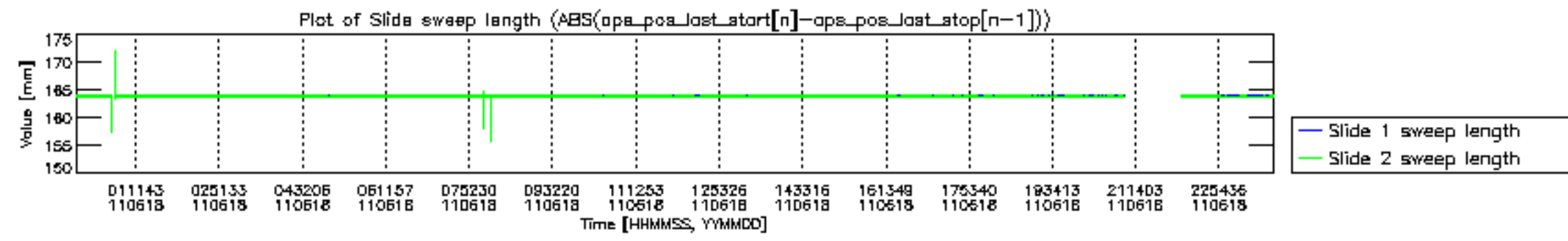


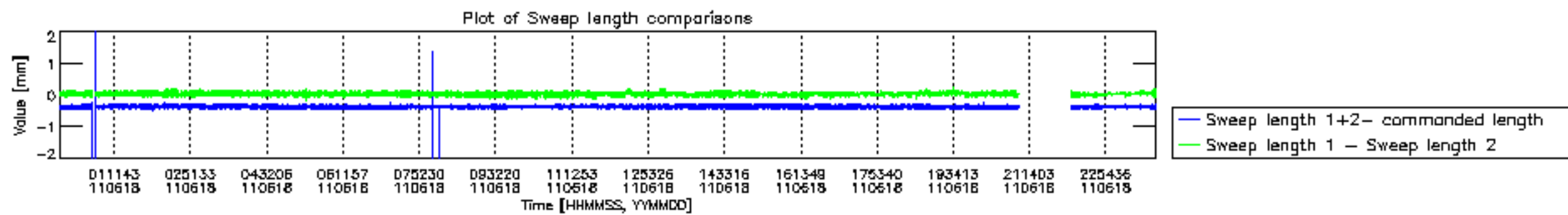


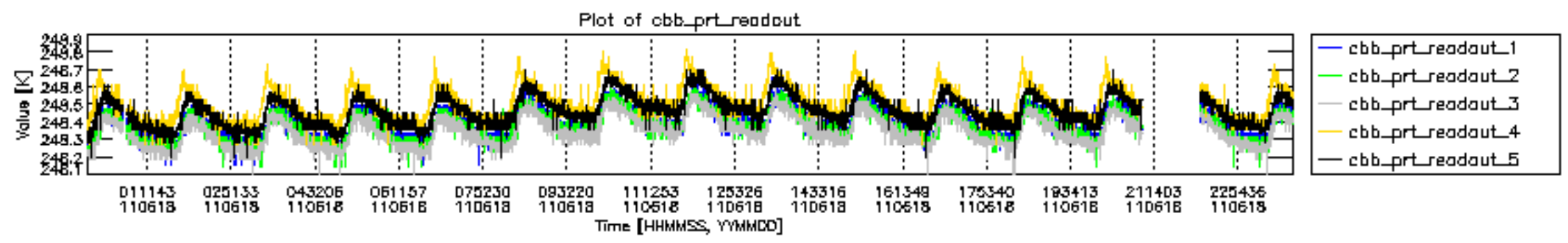


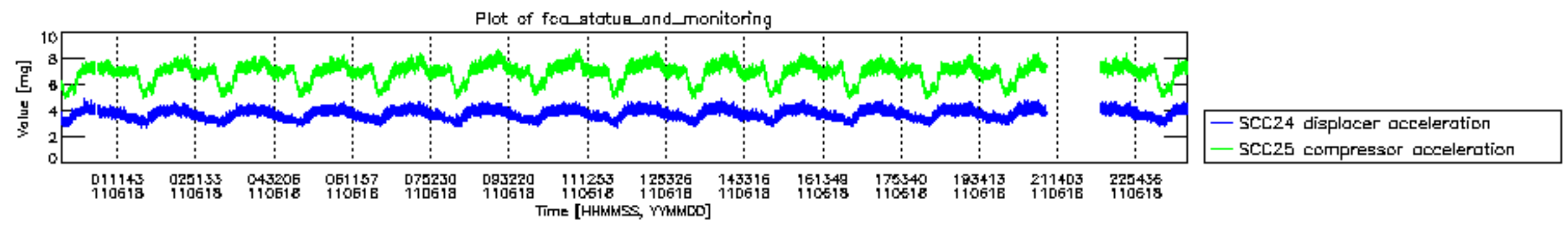












MIPNLOP_MIPSOUPAC_aux_fields_igm_cal, channel statistics plot
 Colour indicates value.

