

0. MIPAS Daily Report for level 0 products

[0.1 General Info](#)

[0.2 Instrument Operational Performance Parameters](#)

[0.3 ADF monitoring](#)

0.1 General Info

This report contains a daily analysis on parameters extracted from MIPAS level 0 data (The MIP_NL__0P product).

0.1.1 Report summary

The table below shows general characteristics of the data that are included into this report.

Item	Value
Report version	v1.6 08-11-2010
Time of report generation	12JUN2011 05:24:01
Data source version	KSPT_L0/4504-N
Processing scope for products	07JUN2011 00:00:00 to 08JUN2011 00:00:00
Start time of first product within scope	07JUN2011 00:31:09
Stop time of last product within scope	08JUN2011 01:34:39
Total number of level 0 products	16
Number of level 0 products with errors	1

0.1.2 Product Quality Indicators per product

The following table shows a summary for each product used in this report.

#	Product name	Start time	Stop time	Prod err	ISP err sign	ISP miss sign	ISP disc sign	rs sign
0	MIP_NL__0PNPDE20110607_003109_000058123103_00174_48464_8982.N1	07JUN2011 00:31:09	07JUN2011 02:08:00	0	0	0	0	0
1	MIP_NL__0PNPDE20110607_020647_000045923103_00175_48465_8983.N1	07JUN2011 02:06:47	07JUN2011 03:23:19	0	0	0	0	0
2	MIP_NL__0PNPDE20110607_032246_000061003103_00176_48466_8984.N1	07JUN2011 03:22:46	07JUN2011 05:04:26	0	0	0	0	0
3	MIP_NL__0PNPDE20110607_050350_000060563103_00177_48467_8985.N1	07JUN2011 05:03:50	07JUN2011 06:44:46	0	0	0	0	0
4	MIP_NL__0PNPDK20110607_064415_000040763103_00178_48468_5394.N1	07JUN2011 06:44:15	07JUN2011 07:52:10	0	0	0	0	0
5	MIP_NL__0PNPDK20110607_075139_000060943103_00179_48469_5395.N1	07JUN2011 07:51:39	07JUN2011 09:33:13	0	0	0	0	0
6	MIP_NL__0PNPDK20110607_093231_000060423103_00180_48470_5396.N1	07JUN2011 09:32:31	07JUN2011 11:13:13	0	0	0	0	0
7	MIP_NL__0PNPDK20110607_111231_000059253103_00181_48471_5397.N1	07JUN2011 11:12:31	07JUN2011 12:51:15	0	0	0	0	0
8	MIP_NL__0PNPDK20110607_125044_000059873103_00182_48472_5398.N1	07JUN2011 12:50:44	07JUN2011 14:30:31	0	0	0	0	0
9	MIP_NL__0PNPDK20110607_142958_000058103103_00183_48473_5399.N1	07JUN2011 14:29:58	07JUN2011 16:06:47	0	0	0	0	0
10	MIP_NL__0PNPDK20110607_160614_000059183103_00184_48474_5400.N1	07JUN2011 16:06:14	07JUN2011 17:44:52	0	0	0	0	0
11	MIP_NL__0PNPDK20110607_174402_000059203103_00185_48475_5401.N1	07JUN2011 17:44:02	07JUN2011 19:22:42	0	0	0	0	0
12	MIP_NL__0PNPDK20110607_192146_000059773103_00186_48476_5402.N1	07JUN2011 19:21:46	07JUN2011 21:01:23	1	1	0	0	0
13	MIP_NL__0PNPDE20110607_205947_000044833103_00187_48477_8986.N1	07JUN2011 20:59:47	07JUN2011 22:14:30	0	0	0	0	0
14	MIP_NL__0PNPDE20110607_221331_000060733103_00187_48477_8987.N1	07JUN2011 22:13:31	07JUN2011 23:54:44	0	0	0	0	0
15	MIP_NL__0PNPDE20110607_235342_000060583103_00188_48478_8988.N1	07JUN2011 23:53:42	08JUN2011 01:34:39	0	0	0	0	0

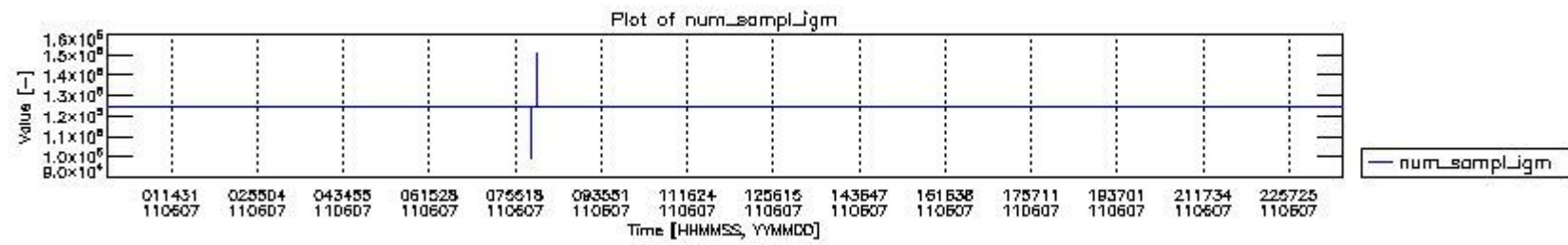
0.2 Instrument Operational Performance Parameters

The following plots give an overview of various instrument parameters for this day. The instrument parameters are part of the auxiliary data field within the source packets of the MIP_NL__0P product. The auxiliary data is normally included twice per interferogram. Note that only the first packet is currently included in monitoring.

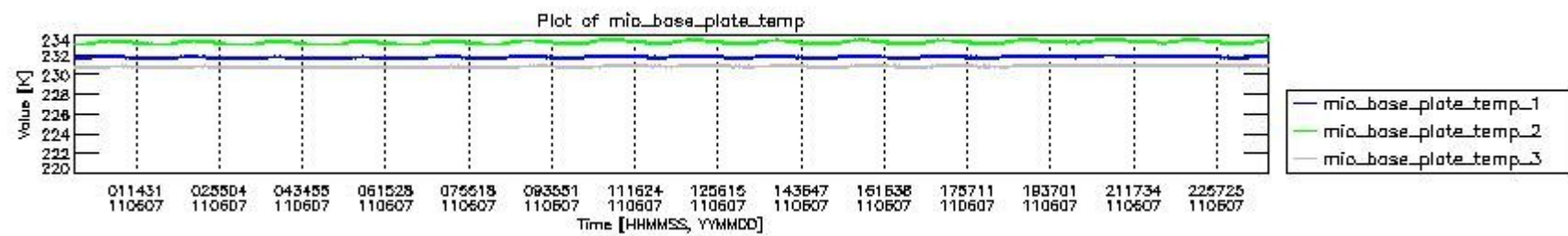
The following table shows the counts of various interferogram number of samples

Number of igm samples	Count [#]	Count [%]
99098	1	0.0024047711
101883	1	0.0024047711

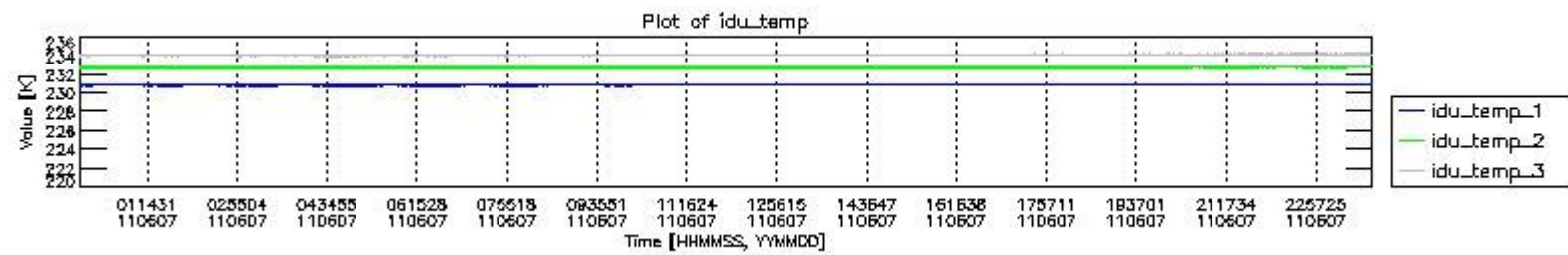
122015	1	0.0024047711
124800	38623	92.879473
124803	2955	7.1060985
127754	1	0.0024047711
147886	1	0.0024047711
150840	1	0.0024047711



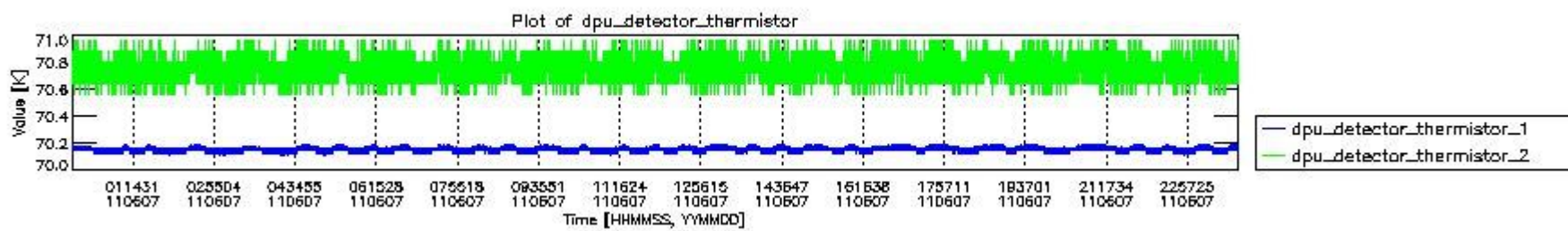
mipas_daily_report_level0_KSPT_L0_4504_N_20110607_0.PNG



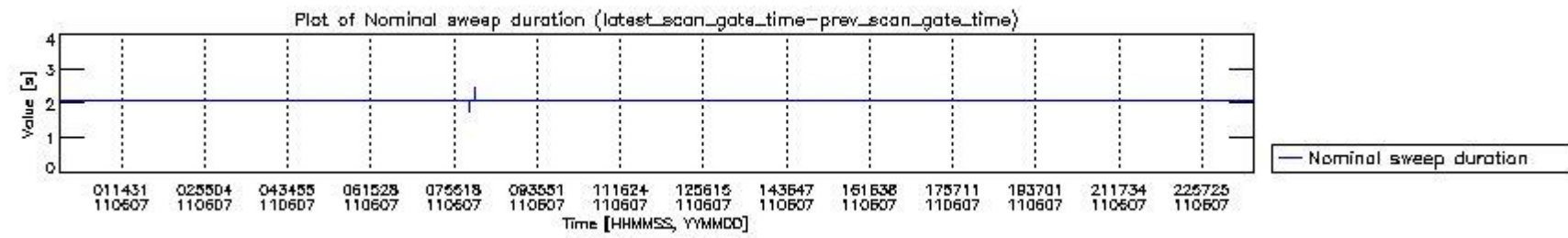
mipas_daily_report_level0_KSPT_L0_4504_N_20110607_1.PNG



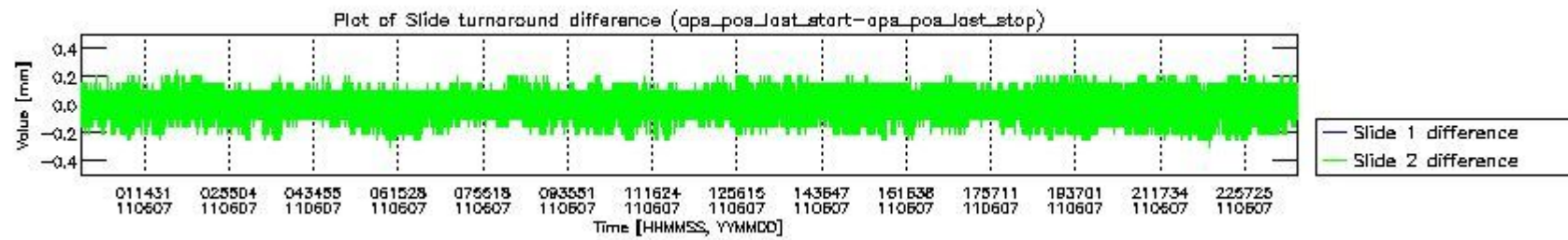
mipas_daily_report_level0_KSPT_L0_4504_N_20110607_2.PNG




mipas_daily_report_level0_KSPT_L0_4504_N_20110607_3.PNG



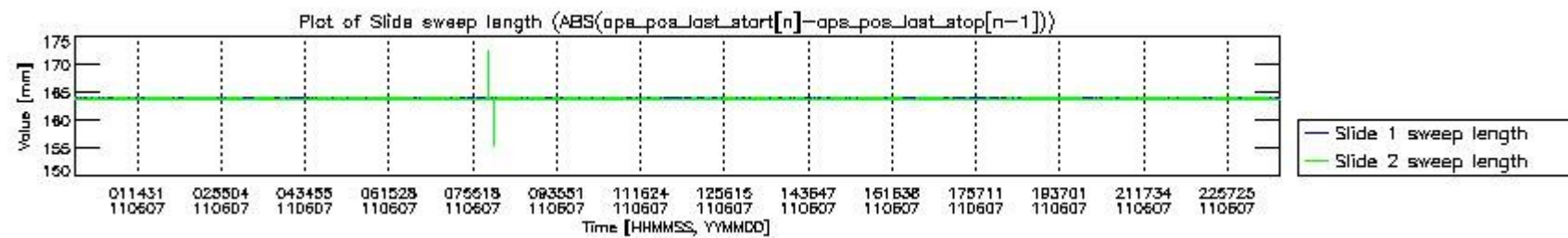
mipas_daily_report_level0_KSPT_L0_4504_N_20110607_4.PNG



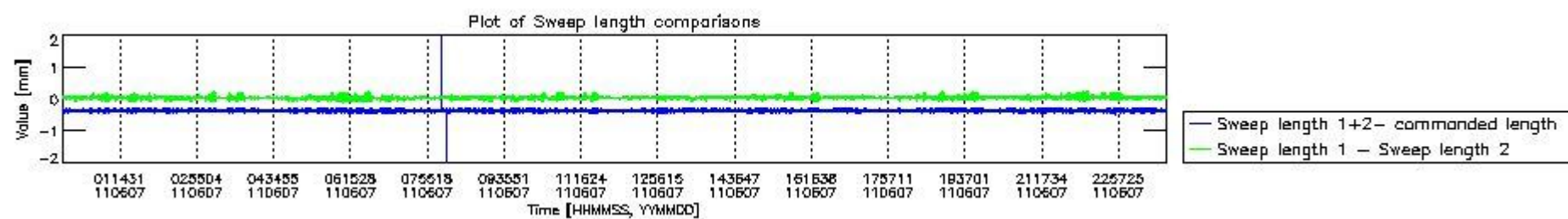
mipas_daily_report_level0_KSPT_L0_4504_N_20110607_5.PNG



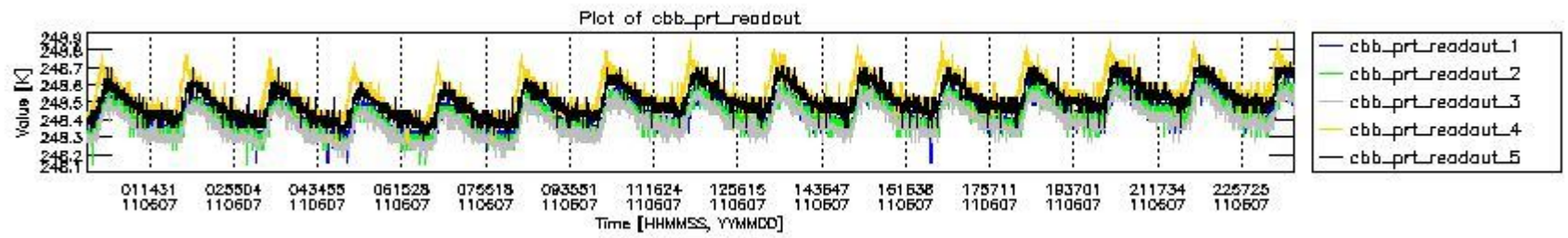
mipas_daily_report_level0_KSPT_L0_4504_N_20110607_6.PNG



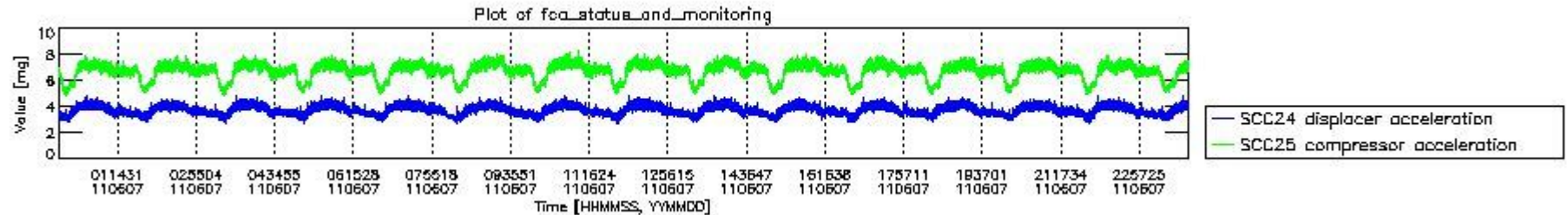
mipas_daily_report_level0_KSPT_L0_4504_N_20110607_7.PNG



mipas_daily_report_level0_KSPT_L0_4504_N_20110607_8.PNG



mipas_daily_report_level0_KSPT_L0_4504_N_20110607_9.PNG




mipas_daily_report_level0_KSPT_L0_4504_N_20110607_10.PNG

The following table shows channel statistics for all channels for this day.

Channel	Min	Max	ADC
A1	-19275	20540	16bit
B1	-22128	18892	16bit
C1	-28838	28733	16bit
D1	-32768	32767	16bit
A2	-16591	20657	16bit
B2	-20612	20118	16bit
C2	-29933	29572	16bit
D2	-32768	32767	16bit

MIPNLOP_MIPSOUPAC_aux_fields_igm_cal, channel statistics plot
Colour indicates value.



mipas_daily_report_level0_KSPT_L0_4504_N_20110607_11.PNG

0.3 ADF monitoring

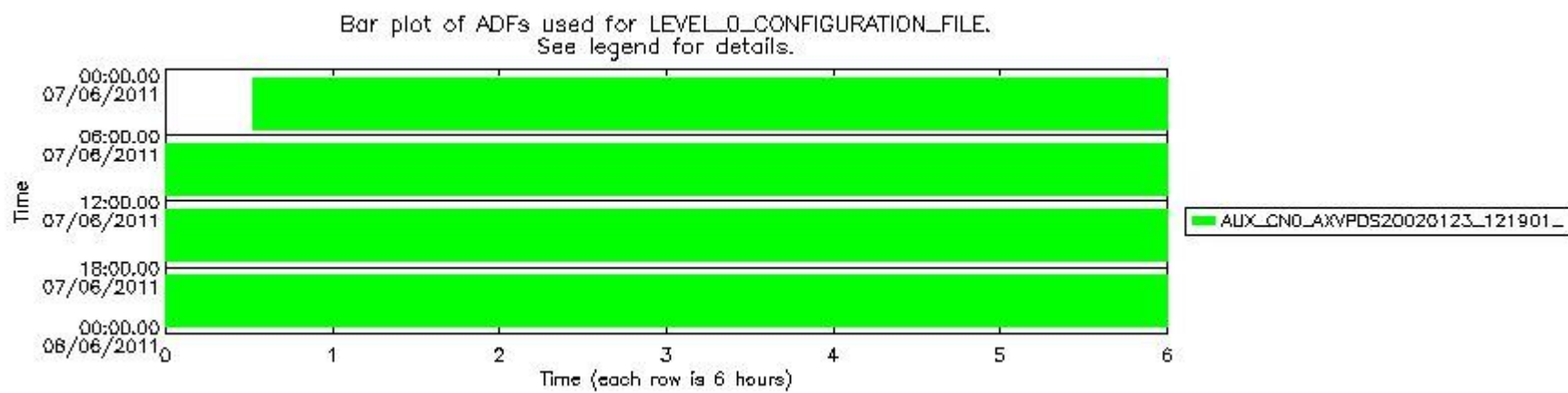
The use of ADFs is shown in two ways:

1. By means of two tables that can be used to find the ADF used for a specific product.
2. By means of plots that show changes in ADF using colours.

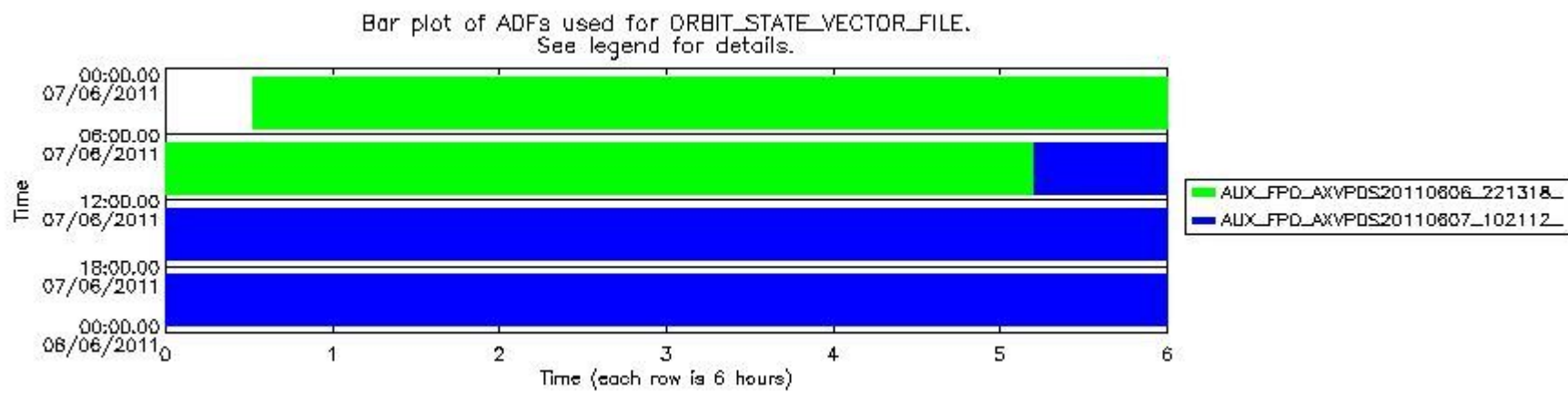
Number	ADF
0	AUX_CN0_AXVPDS20020123_121901_20020101_000000_20200101_000000
1	AUX_FPO_AXVPDS20110606_221318_20110605_183829_20110615_205216
2	AUX_FPO_AXVPDS20110607_102112_20110606_194159_20110616_201532

Number	Product name	#CN0	#FPO
--------	--------------	------	------


0	MIP_NL__0PNPDE20110607_003109_000058123103_00174_48464_8982.N1	0	1
1	MIP_NL__0PNPDE20110607_020647_000045923103_00175_48465_8983.N1	0	1
2	MIP_NL__0PNPDE20110607_032246_000061003103_00176_48466_8984.N1	0	1
3	MIP_NL__0PNPDE20110607_050350_000060563103_00177_48467_8985.N1	0	1
4	MIP_NL__0PNPDK20110607_064415_000040763103_00178_48468_5394.N1	0	1
5	MIP_NL__0PNPDK20110607_075139_000060943103_00179_48469_5395.N1	0	1
6	MIP_NL__0PNPDK20110607_093231_000060423103_00180_48470_5396.N1	0	1
7	MIP_NL__0PNPDK20110607_111231_000059253103_00181_48471_5397.N1	0	2
8	MIP_NL__0PNPDK20110607_125044_000059873103_00182_48472_5398.N1	0	2
9	MIP_NL__0PNPDK20110607_142958_000058103103_00183_48473_5399.N1	0	2
10	MIP_NL__0PNPDK20110607_160614_000059183103_00184_48474_5400.N1	0	2
11	MIP_NL__0PNPDK20110607_174402_000059203103_00185_48475_5401.N1	0	2
12	MIP_NL__0PNPDK20110607_192146_000059773103_00186_48476_5402.N1	0	2
13	MIP_NL__0PNPDE20110607_205947_000044833103_00187_48477_8986.N1	0	2
14	MIP_NL__0PNPDE20110607_221331_000060733103_00187_48477_8987.N1	0	2
15	MIP_NL__0PNPDE20110607_235342_000060583103_00188_48478_8988.N1	0	2

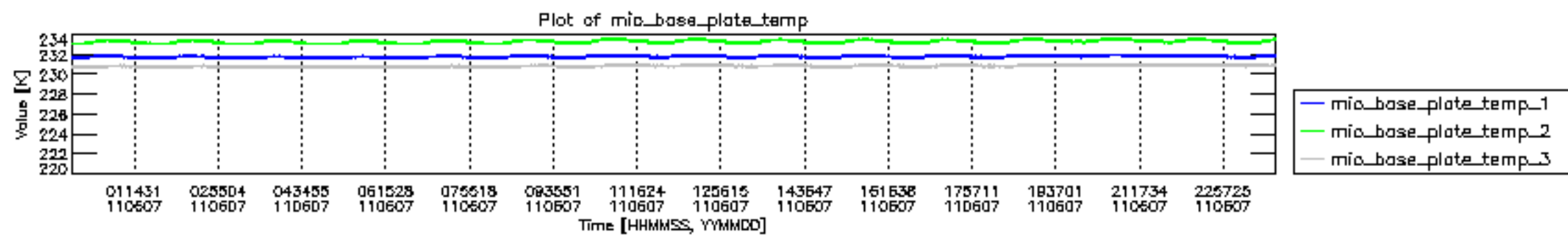


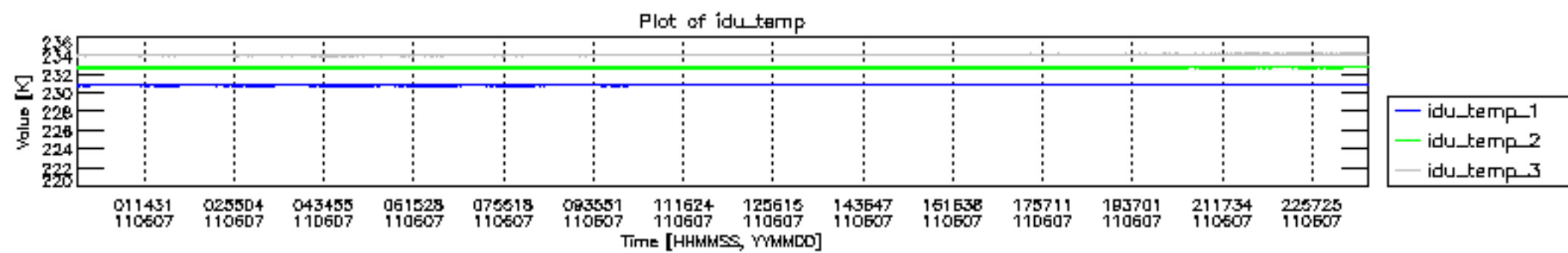
mipas_daily_report_level0_KSPT_L0_4504_N_20110607_12.PNG

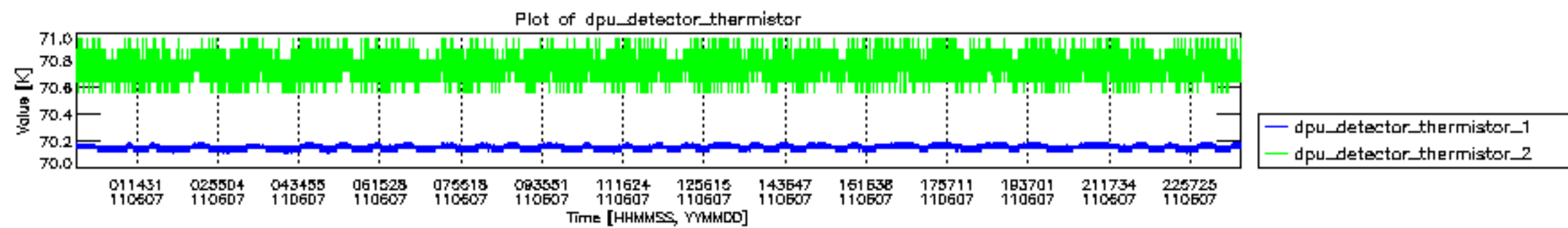



mipas_daily_report_level0_KSPT_L0_4504_N_20110607_13.PNG

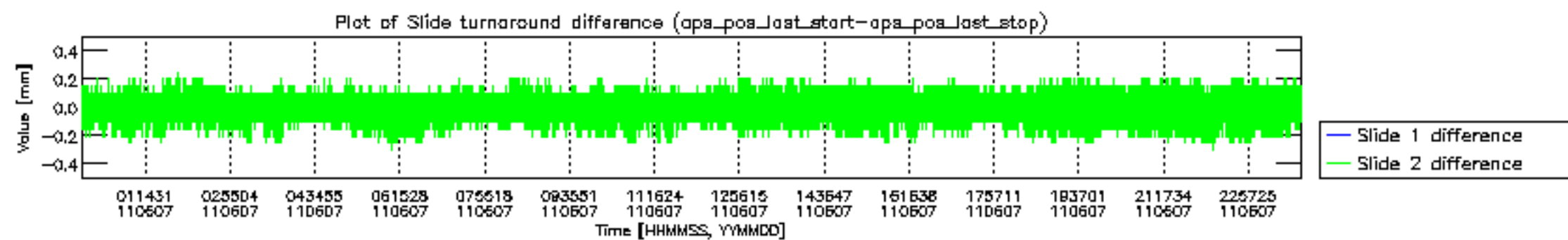


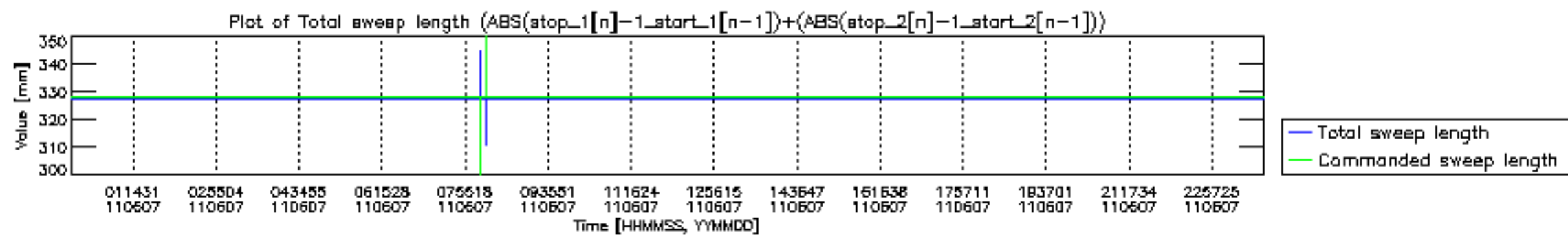


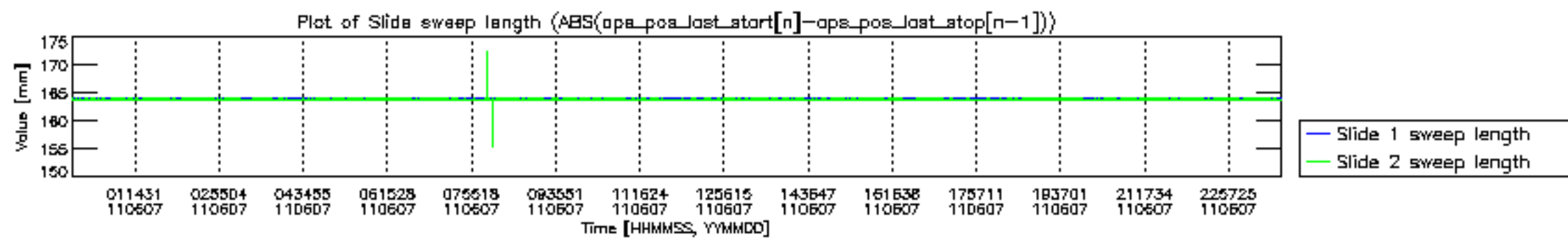


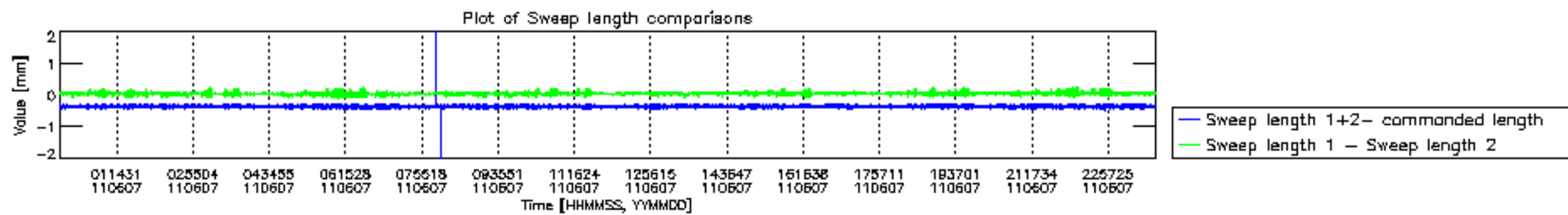


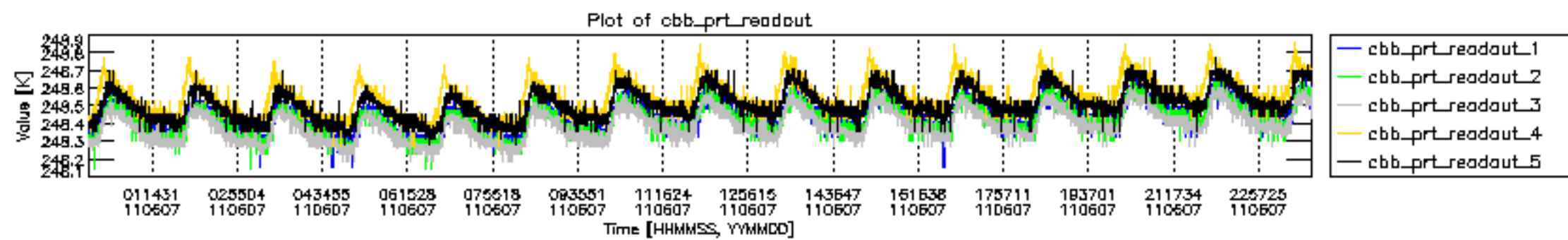


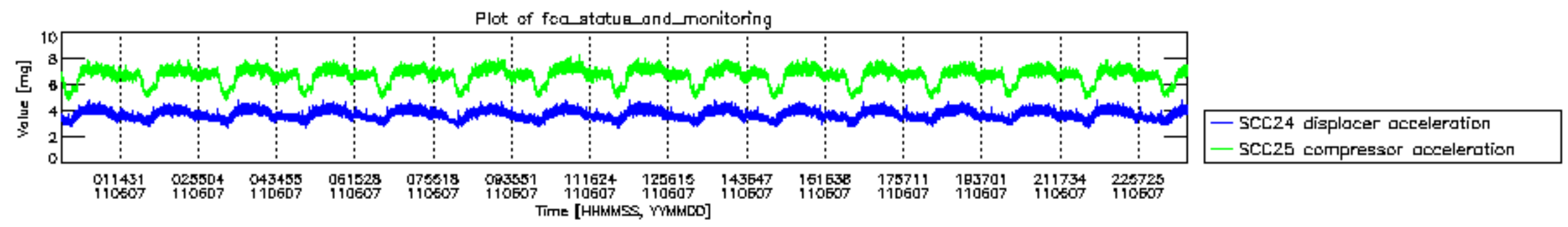












MIPNLOP_MIPSOUPAC_aux_fields_igm_cal, channel statistics plot
 Colour indicates value.

